

WyreStorm.

WyreStorm APO-DG2
Apollo USB-C Wireless
Casting Dongle



WyreStorm APO-DG2 Apollo USB-C Wireless Casting Dongle User Guide

[Home](#) » [WyreStorm](#) » WyreStorm APO-DG2 Apollo USB-C Wireless Casting Dongle User Guide 

Contents

- [1 WyreStorm APO-DG2 Apollo USB-C Wireless Casting Dongle](#)
- [2 Product Information](#)
- [3 Product Usage Instructions](#)
- [4 Panel Description](#)
- [5 Troubleshooting](#)
- [6 Warranty Information](#)
- [7 Specifications](#)
- [8 Documents / Resources](#)
 - [8.1 References](#)
- [9 Related Posts](#)

WyreStorm®

WyreStorm APO-DG2 Apollo USB-C Wireless Casting Dongle



Product Information

Specifications

- Audio and Video Outputs: 1x USB-C
- Video Resolutions (Max): 3840x2160p @30Hz
- Wireless Frequency: Dual band 5Ghz, 2.4Ghz
- Protocol Security: 802.11ac WPA2-PSK, 802.1x
- Communication and Control: USB 2.0 Type C
- OS Compatibility: Windows 7/10/11, MacOS, ChromeOS
- USB Power: USB Powered 2.2W
- Max. Power Consumption: 16mm/0.65in
- Environmental:
 - Operating Temperature: 0 to 45°C
 - Storage Temperature: Not specified
- Dimensions and Weight:
 - Height: 16mm/0.65in
 - Width: 69mm/2.71in
 - Depth: 165mm/6.5in
 - Weight: 60g/0.13lbs
- Regulatory: CE | FCC | RoHS | RCM | EAC | UKCA

Product Usage Instructions

Panel Description

Number	Name
1	USB Type-C Port – Connect for pairing or source device for sharing content.
2	Present Button – Press to stop or continue the content shared to the display.
3	Project Button – Not specified in the text.
4	LED Indicators – Not specified in the text.

Pairing Instructions

1. Insert the USB-C connector of the dongle into the USB-C pairing port on the front of the switcher.
2. A message will appear on the display connected to the Switcher saying Pairing Dongle. Wait for the pairing process to complete before disconnecting the APODG2.

Note: Up to two dongles can be paired with a Switcher.

Frequently Asked Questions (FAQ)

- **Q: What is the warranty information for the product?**
 - A: WyreStorm Technologies ProAV Corporation warrants that its products to be free from defects in material and workmanship under normal use for a period of five (5) years from the date of purchase. Refer to the Product Warranty page on [wyrestorm.com](https://www.wyrestorm.com) for more details on our limited product warranty.
- **Q: What are the regulatory standards this product complies with?**
 - A: The product complies with CE, FCC, RoHS, RCM, EAC, and UKCA standards.

Apollo USB-C Wireless Casting Dongle APO-DG2

WyreStorm recommends reading through this document in its entirety to become familiar with the product's features prior to starting the installation process.

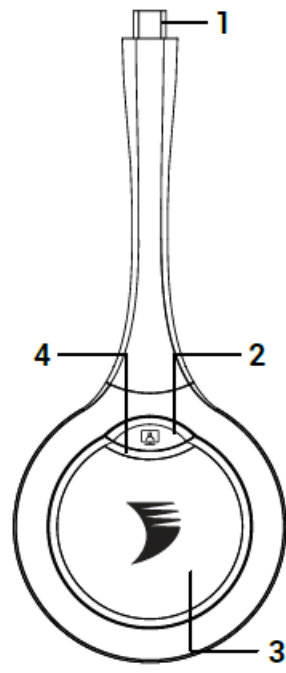
IMPORTANT! Installation Requirements

Visit the product page to download the latest firmware, document version, additional documentation, and configuration tools.

In the Box

1x APO-DG2 USB-C Dongle 11xx QR Code Card

Panel Description

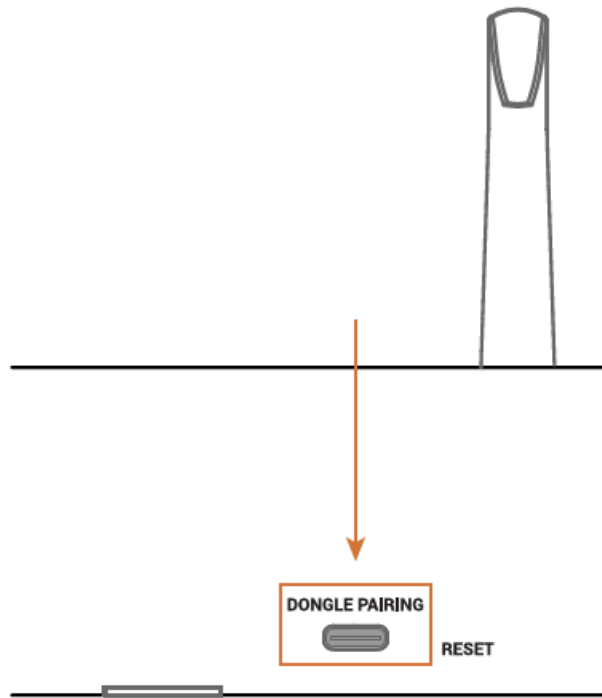


Number	Name	Description
1	USB Type-C Port	Connect for pairing or source device for sharing content.
2	Present Button	<p>Press the Present button to stop or continue the content shared to the display.</p> <p>Note: When the Present button is pressed; the signals from connected USB cameras and speakerphones will return to the source device back through the dongle. When the Present button of another dongle is pressed, the USB host will be switched to that dongle</p>
3	Project Button	<p>Short Press: Short press button to share content or disconnect.</p> <p>Hold the Button for at least 2s: When using Multiview and multiple screens are shown on the connected display, hold the button for at least 2s, the content shown through the dongle will be shown in full screen.</p>
4	LED Indicators	<p>Pairing Status</p> <ul style="list-style-type: none"> • LED indicator is flashing blue – Pairing process • LED indicator is solid blue – Pair ready <p>Sharing Screen Status</p> <ul style="list-style-type: none"> • LED indicator is flashing – Connecting • LED indicator is solid blue – Ready for sharing • LED indicator is solid white – Sharing content <p>Upgrade Status</p> <ul style="list-style-type: none"> • LED indicator is fast blinking white (about 2 times per second) while upgrading. Once upgrade is completed, it will turn blue • LED indicator is solid red when upgrade fails

Pair with SW-640L-TX-W

1. Insert the USB-C connector of the dongle into the USB-C pairing port on the front of the switcher.
2. A message will appear on the display connected to the Switcher saying “Pairing Dongle”. Wait for the pairing process to complete before disconnecting the APODG2.

Note: Up to two dongles can be paired with a Switcher.



Troubleshooting

No or Poor Quality Picture (snow or noisy image)

- Verify that WyreStorm APO-DG2 is connected correctly
- Verify that the device is not in 'pause' mode
- Verify that APO-DG2 is paired to the correct device

No Audio Input or Output

- Verify that the volume on your PC/Mac is not muted
- Verify that the volume on the display is not muted

Warranty Information

WyreStorm Technologies ProAV Corporation warrants that its products to be free from defects in material and workmanship under normal use for a period of five (5) years from the date of purchase. Refer to the Product Warranty page on wyrestorm.com for more details on our limited product warranty.



Specifications

Audio and Video	
Outputs	1x USB-C
Video Resolutions (Max)	3840x2160p @30Hz
Wireless	
Frequency	Dual band 5Ghz, 2.4Ghz
Protocol	802.11ac
Security	WPA2-PSK, 802.1x
Communication and Control	
OS Compatibility	Windows 7/10/11 MacOS, ChromeOS
USB	USB 2.0 Type C
Power	
Power Supply	USB Powered
Max. Power Consumption	2.2W
Environmental	
Operating Temperature	0 to + 45°C (32 to + 113 °F), 10% to 90%, non-condensing
Storage Temperature	-20 to +70°C (-4 to + 158 °F), 10% to 90%, non-condensing
Dimensions and Weight	
Height	16mm/0.65in
Width	69mm/2.71in
Depth	165mm/6.5in
Weight	60g/0.13lbs
Regulatory	
Safety and Emission	CE FCC RoHS RCM EAC UKCA



This device complies with part 15 of the FCC Rules. Operation is subject to the following two conditions

1. This device may not cause harmful interference
2. This device must accept any interference received, including interference that may cause undesired operation.

The distance between user and products should be no less than 20cm.

This equipment has been tested and found to comply with the limits for a Class B digital device, pursuant to part 15 of the FCC Rules. These limits are designed to provide reasonable protection against harmful interference in a residential installation. This equipment generates, uses and can radiate radio frequency energy and, if not installed and used in accordance with the instructions, may cause harmful interference to radio communications. However, there is no guarantee that interference will not occur in a particular installation. If this equipment does cause harmful interference to radio or television reception, which can be determined by turning the equipment off and on, the user is encouraged to try to correct the interference by one or more of the following measures

- Reorient or relocate the receiving antenna.
- Increase the separation between the equipment and receiver.
- Connect the equipment into an outlet on a circuit different from that to which the receiver is connected.
- Consult the dealer or an experienced radio/TV technician for help.
- Changes or modifications not expressly approved by the party responsible for compliance could void the user's authority to operate the equipment.



Accessory Manufacturer: Shen Zhen Protag Technology Co., Ltd

Address of Manufacturer: 301-401, Building 16, Hewing Industrial Park, No.87, Hexiu West Road, Zhancheng Community, Fuhai Street, Baoan District, Shenzhen, China

The maximum and minimum temperature of the product

Operating temperature: 0°C to 45°C

We declare that this device is in compliance with the essential requirements and other relevant provisions of Directive 2014/53/EU.

Wi-Fi


- **Operation** Frequency: 2412MHz~2472MHz
- **Maximum** Power: 16.74dBm(E.I.R.P.)



- **Accessory Manufacturer:** Shen Zhen Protag Technology Co., Ltd
- **Address of Manufacturer:** 301-401, Building 16, Hejing Industrial Park, No.87, Hexiu West Road, Zhancheng Community, Fuhai Street, Baoan District, Shenzhen, China
- **Operating temperature** 0°C to 45°C
- Satisfies all the technical regulations applicable to the product within the **scope of UK Radio Equipment Regulations (SI 2017/1206)**; UK Electrical Equipment (Safety) Regulations (SI 2016/1101); and UK Electromagnetic Compatibility Regulations (SI 2016/1091).
- **Operation Frequency:** 2401MHz~2480MHz
- **Maximum Power:** 9.48dBm(E.I.R.P.)
- **INT:** +44 (0) 1793 230 343
- **US:** 844.280.WYRE (9973)

- support@wyrestorm.com

Documents / Resources

	<p>WyreStorm APO-DG2 Apollo USB-C Wireless Casting Dongle [pdf] User Guide APO-DG2 Apollo USB-C Wireless Casting Dongle, APO-DG2, Apollo USB-C Wireless Casting Dongle, USB-C Wireless Casting Dongle, Wireless Casting Dongle, Casting Dongle, Dongle</p>
---	--

References

- [WyreStorm - Professional Audio Visual Solution Provider](#)
- [User Manual](#)

Manuals+, Privacy Policy

This website is an independent publication and is neither affiliated with nor endorsed by any of the trademark owners. The "Bluetooth®" word mark and logos are registered trademarks owned by Bluetooth SIG, Inc. The "Wi-Fi®" word mark and logos are registered trademarks owned by the Wi-Fi Alliance. Any use of these marks on this website does not imply any affiliation with or endorsement.