


Wuxiandian

Y01 2.4 GHz
Laser Pointer



Wuxiandian Y01 2.4 GHz Laser Pointer User Manual

[Home](#) » [Wuxiandian](#) » Wuxiandian Y01 2.4 GHz Laser Pointer User Manual 

Contents

- 1 Wuxiandian Y01 2.4 GHz Laser Pointer
- 2 keys Definition
- 3 Documents / Resources
 - 3.1 References

Wuxiandian

Wuxiandian Y01 2.4 GHz Laser Pointer



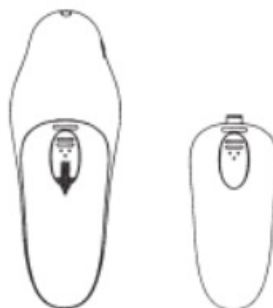
User's Manual

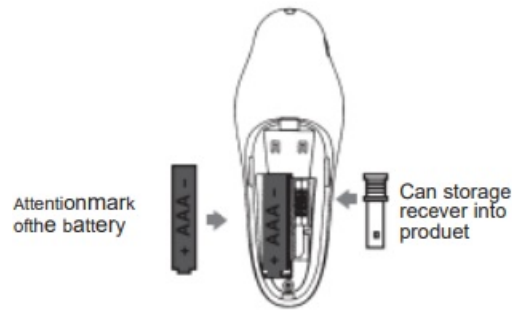


ModelNO.:Y01

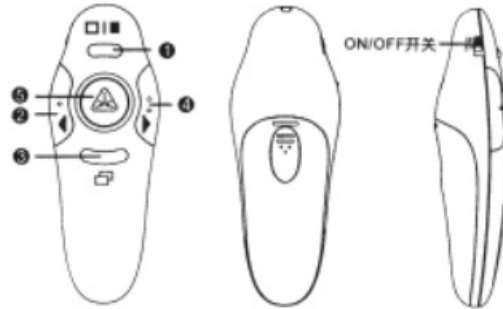
Open Battery Cover

Open the battery
caver According
to the arrow








keys Definition



1. Button: Short press Blank screen / Return blank screen
2. Button: Page UP
3. Button: Short press Full screen / Return full screen
4. Button: Page down
5. Button: Laser

Mode Switching: Combo button 2 +4

1. The Default PPT Mode: PageUp and PageDown Keys (Page Turning Buttons for PowerPoint/keynote) 
2. Prezi Mode: Left and Right Keys (Page Turning Buttons for prezi). 
3. Web Browsing Mode: PageUp and PageDown Keys (Page Turning Buttons for Browser and Image Browsing Software) 

Warning:

This device complies with Part 15 of the FCC Rules. Operation is subject to the following two conditions:


1. this device may not cause harmful interference
 2. this device must accept any interference received, including interference that may cause undesired operation.
- Changes or modifications not expressly approved by the party responsible for compliance could void the user's authority to operate the equipment.

NOTE: This equipment has been tested and found to comply with the limits for a Class B digital device, pursuant to Part 15 of the FCC Rules. These limits are designed to provide reasonable protection against harmful interference in a residential installation. This equipment generates, uses and can radiate radiofrequency energy and, if not installed and used in accordance with the instructions, may cause harmful interference to radio communications. However, there is no guarantee that interference will not occur in a particular installation. If this equipment does cause harmful interference to radio or television reception which can be determined by turning the equipment off and on, the user is encouraged to try to correct the interference by one or more of the following measures:

- Reorient or relocate the receiving antenna.
- Increase the separation between the equipment and receiver
- Connect the equipment into an outlet on a circuit different from that to which the receiver is connected.
- Consult the dealer or an experienced radio/TV technician for help

NOTE: This device and its antenna(s) must not be co-located or operation in conjunction with any other antenna or transmitter The device has been evaluated to meet general RF exposure requirement.

Documents / Resources

	<p>Wuxiandian Y01 2.4 GHz Laser Pointer [pdf] User Manual Y01, 2BD3P-Y01, 2BD3PY01, Y01 2.4 GHz Laser Pointer, Y01, 2.4 GHz Laser Pointer, Laser Pointer, Pointer</p>
---	--

References

- [User Manual](#)

[Manuals+](#), [Privacy Policy](#)

This website is an independent publication and is neither affiliated with nor endorsed by any of the trademark owners. The "Bluetooth®" word mark and logos are registered trademarks owned by Bluetooth SIG, Inc. The "Wi-Fi®" word mark and logos are registered trademarks owned by the Wi-Fi Alliance. Any use of these marks on this website does not imply any affiliation with or endorsement.