

 Wunderlich

**41601-000**

**Without a  
Case Carrier**



## Wunderlich 41601-000 Without a Case Carrier Instruction Manual

[Home](#) » [Wunderlich](#) » Wunderlich 41601-000 Without a Case Carrier Instruction Manual 

### Contents

- [1 Wunderlich 41601-000 Without a Case Carrier](#)
- [2 Product Specifications](#)
- [3 Product Usage Instructions](#)
- [4 Maintenance Instructions](#)
- [5 FAQ](#)
- [6 Description](#)
- [7 Key](#)
- [8 Installation Instructions](#)
- [9 Documents / Resources](#)
  - [9.1 References](#)



**Wunderlich 41601-000 Without a Case Carrier**



## Product Specifications

- **Product Name:** Werkzeugbox
- **Article Number:** 41601-000
- **Quantity:** 1
- **Material:** Metal
- **Dimensions:** 100mm x 60mm x 70mm
- **Weight:** 500g

## Product Usage Instructions

1. Ensure all components are included in the package.
2. Attach the screw (Schraube) using the screwdriver (Screw Vis).
3. Apply thread-locking fluid (Schraubensicherung) to the screw threads.
4. Adjust the torque to 3.0 Nm using the torque wrench (Drehmoment).
5. Secure the components in place as per DIN and ISO standards.

## Maintenance Instructions


- For optimal performance, check the seal adjustment after 1-2 days of locking the box.
- Remove the shim for increased tension on the striker plate.

## FAQ








- **Q:** How do I adjust the seal on the Werkzeugbox?
- **A:** After locking the box, wait for 1-2 days for the seal to adjust optimally. Removing the shim will increase tension on the striker plate.
- **Q:** What is the recommended torque for assembly?

- **A:** The recommended torque for assembly is 3.0 Nm.

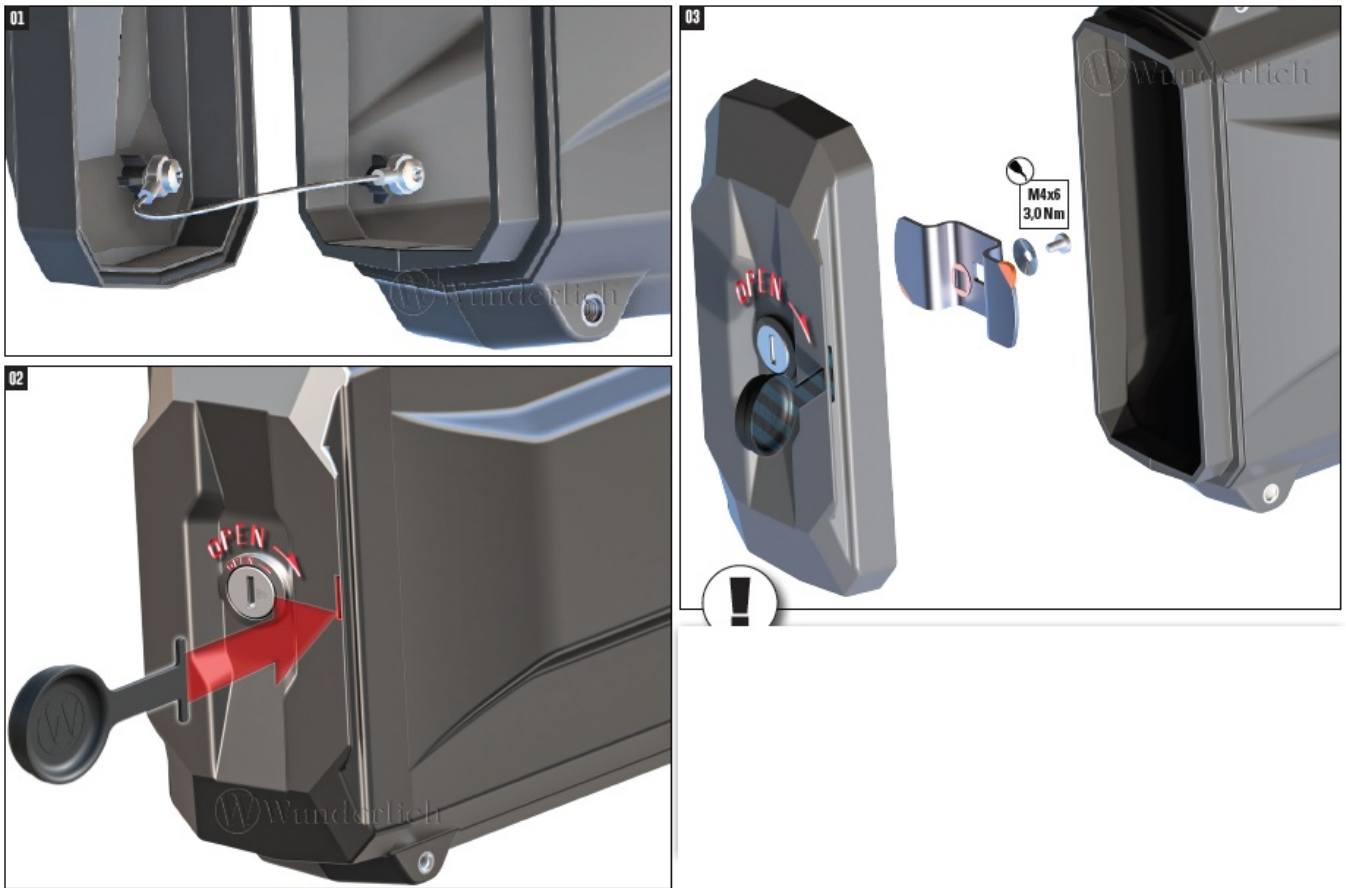
## Description



## Key

-  Fitting tip
-  Attention
-  Magnification
-  Fitting lubricant
-  Screw
-  Thread locking fluid
-  Torque

## Installation Instructions



- With the box locked, the seal will have adjusted itself optimally after 1-2 days.
- The shim is used for fine adjustment, removing it increases the tension of the striker plate.
- The colors are for illustrating purposes only.

## Documents / Resources



[Wunderlich 41601-000 Without a Case Carrier](#) [pdf] Instruction Manual  
41601-000 Without a Case Carrier, 41601-000, Without a Case Carrier, Case Carrier, Carrier

## References

- [User Manual](#)

### [Manuals+](#) [Privacy Policy](#)

This website is an independent publication and is neither affiliated with nor endorsed by any of the trademark owners. The "Bluetooth®" word mark and logos are registered trademarks owned by Bluetooth SIG, Inc. The "Wi-Fi®" word mark and logos are registered trademarks owned by the Wi-Fi Alliance. Any use of these marks on this website does not imply any affiliation with or endorsement.