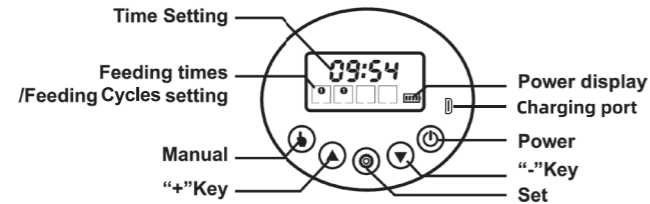
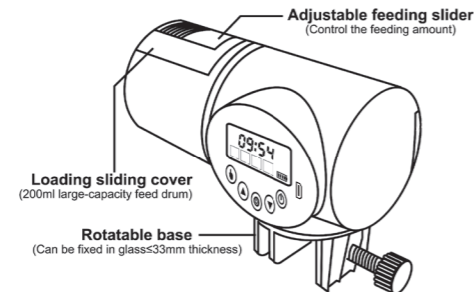


150mm

Smart Fish Feeder

Thank you for purchasing our intelligent smart feeder, please read the manual carefully before using.



Feeder Settings

1. Power on-off:

Press the “Power” button for 3 seconds to turn it on or off.

2. Setting the feeder clock:

Press the “Set” button for 3 seconds, when the **HOUR** number flickers, press the “▲” or “▼” button to set the HOUR.

Press the “Set” button again, when the **MINUTE** number flickers, press the “▲” or “▼” button to set the MINUTE.

Note: When the feeder’s clock setting is completed, you may press the “manual” button to save and exit or continue to do the following steps to set the feeding time.

3. Setting the feeding time and feeding circle number.

(Following the steps above)

Press the “Set” button again, When the **Hour number** flickers **with the First Box**,

adjust the feeding Hour time by pressing the “▲” or “▼” button,

press the “Set” button to confirm and when the **Minute number** flickers **with the First Box**

adjust the feeding Minute time by pressing the “▲” or “▼” button,

press the “Set” button to confirm and when the **First Box** flickers,

choose the number of rotating circles of the feeder drum by pressing the “▲” or “▼” button (1 is 1 cycle, 2 is 2 cycles, 3 is 3 cycles, empty is 0 cycle),

press the “Set” button to confirm and adjust the feeding time and feeding cycles of **the second, third and fourth boxes** as above steps.

When the setting is completed, press the “Set” button to save and exit or you can press the “Manual” button at any step to save the current setting and exit.

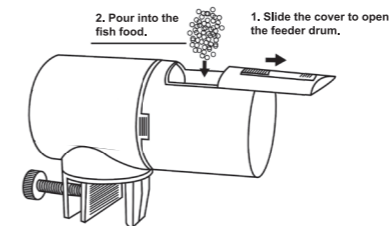
* Manual Feeding:

Instant feeding can be done by just pressing the “Manual” button.

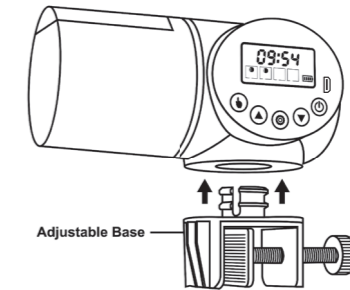
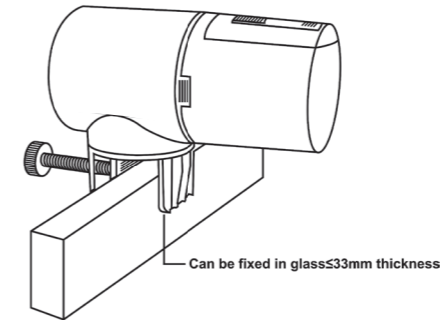
*** Automatic Setting:** Long press the “▲” button for 5 seconds, it will automatically set the feeding time of each 8:00 and 20:00 to rotate the feeder drum once to feed the fish.

Long press the “▼” button for 5 seconds, it will automatically set the feeding time of each 8:00, 16:00, 24:00 to rotate the feeder drum once to feed the fish.

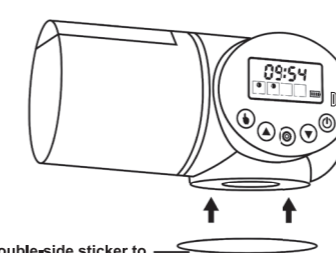
Operational approach:



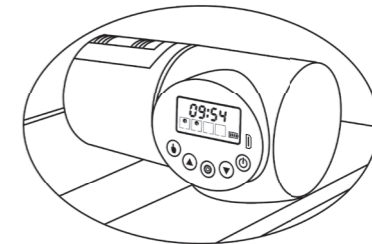
Vertical Fixing Method



Plane Fixing Method



Use the double-side sticker to fix it on the tank's flat surface



200mm