

Stack & Learn

INTRODUCTION

Let's stack and learn! An interactive and educational musical toy intended for babies, infants, toddlers and early learners! Stimulate their hand-eye coordination and dexterity with a simple touch or stack to learn about the colors, animal sounds, and play the orchestra music, all together with over 10 songs and melodies! (6+ months)



INCLUDED IN THIS PACKAGE

- 1 Stack & Learn (with 5 learning rings)

ADVICE

- For best performance, please make sure to turn the unit OFF before inserting or removing batteries. Otherwise, the unit may malfunction.
- All packing materials, such as tape, plastic, sheets, packaging locks, wire ties and tags are not part of this toy, and should be discarded for your child's safety.
- Please keep this user's manual as it contains important information.
- Please protect the environment by not disposing of this product with household waste.

GETTING STARTED




Take the musical tower out of the storage slot.

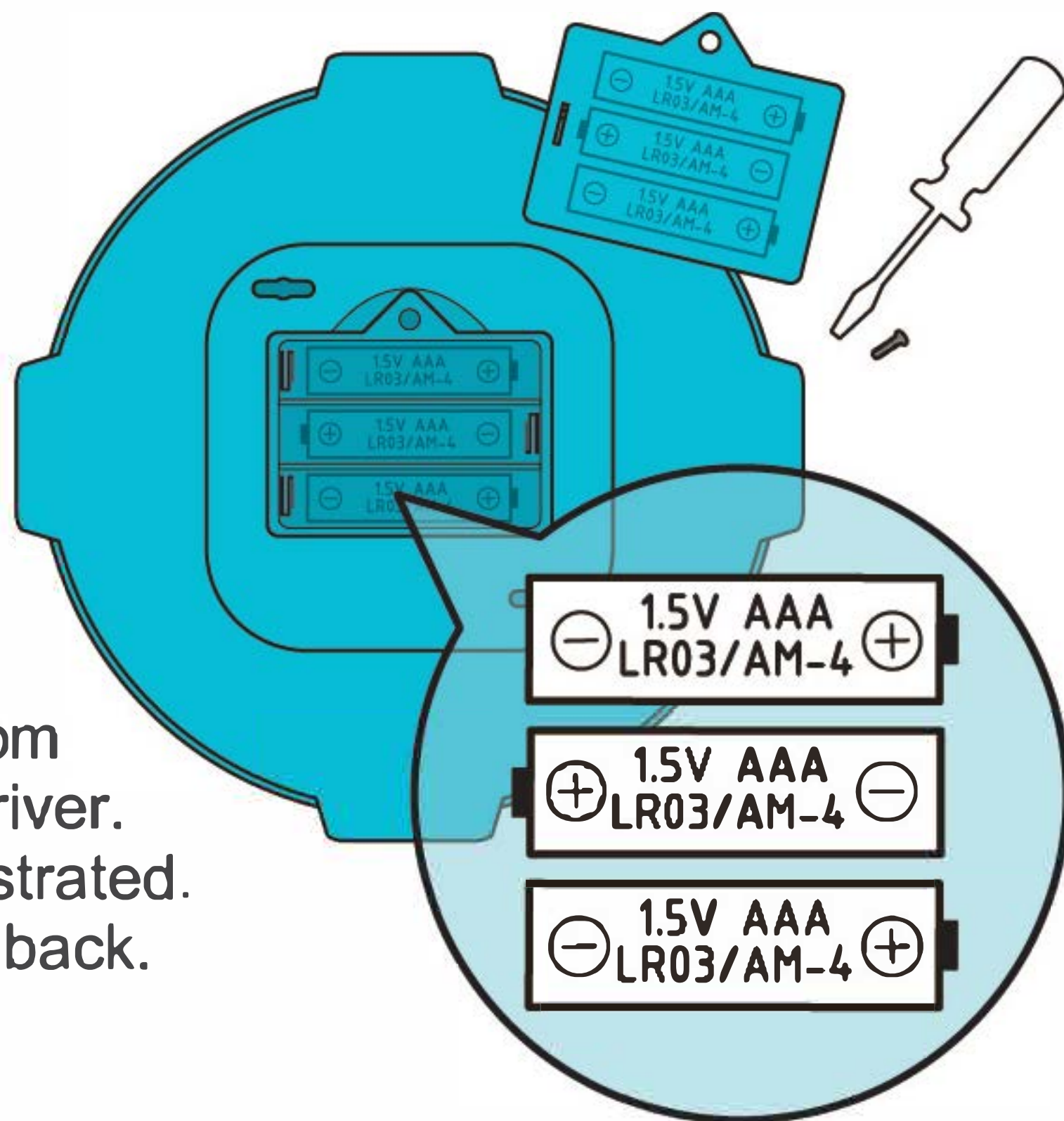
Battery Installation

The musical tower operates on 3 AAA (LR03) batteries:


1. Locate the battery cover on the bottom of the unit and open it with a screwdriver.
2. Insert 3 AAA (LR03) batteries as illustrated.
3. Close the battery cover and screw it back.

Start Playing

Once batteries are installed, switch on the power from  to  or . Then select a mode to play!



SLEEP MODE

1. If the musical tower is not active for more than 1 minute, it will go into sleep mode automatically to save power.
2. Press the light button or stack a learning ring to wake it up.
3. We recommend switching the unit OFF () when done playing with it.

THREE PLAYING MODES



Color Mode

Learn about the colors, *red*, *orange*, *yellow*, *green*, and *purple* with their related objects, along with color songs!



red
apple



orange
pumpkin



yellow
lemon



green
beans



purple
grapes



Animal Mode

Learn about the 5 animal friends living in the tower, *sheep*, *elephant*, *dog*, *cat*, and *bear*, along with animal songs!



sheep



elephant



dog



cat



bear



Orchestra Mode

Play 3 orchestral music that consist of 5 musical instruments, which are *music box*, *violin*, *celesta*, *vibraphone*, and *harp*.



music box



violin



celesta



vibraphone

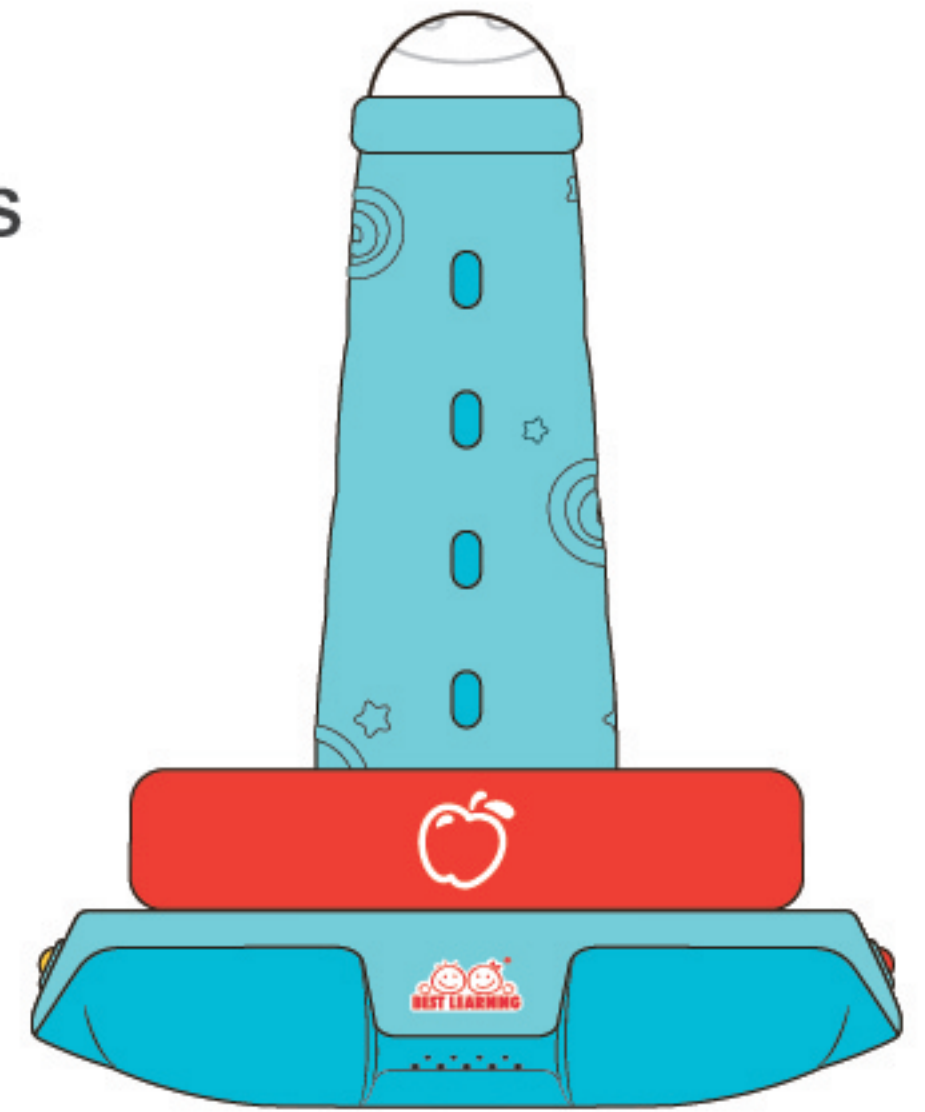


harp

HOW TO PLAY

One ring & Sing a song

1. Just place one learning ring into the tower then press the light button, it will play the sound of the ring with blinking lights.
2. Press the light button again to play the ring's song.




More rings & Random song

1. When there are two or more learning rings put into the tower then you press the light button, it will play the sequence sounds of the rings with blinking lights.
2. Press the light button again to play a song randomly.

No ring & Play the vocal-off song

When there is no learning ring put into the tower then you press the light button, it will play the song with vocal off.

Let's sing together or be creative to sing your lyrics to the song!



Add sounds to a song

You can add sounds by removing or stacking the learning rings while a song is playing.



Orchestra Music

In Orchestra Mode, it can play 3 renowned orchestral music that consists of 5 musical instruments.

Just put a different combination of rings as it will play the music by different performances; be creative!

Music List:

- 01. Twinkle, Twinkle, Little Star
- 02. Pomp and Circumstance Marches
- 03. Greensleeves



LEARNING SKILLS



CARE AND MAINTENANCE

- Keep product away from foods and beverages.
- Clean with a slightly damp cloth (cold water) and mild soap.
- Never submerge the product in water.
- Remove batteries during prolonged storage.
- Avoid exposing product to extreme temperatures.

BATTERY SAFETY

- Batteries are small parts and choking hazards to children, must be replaced by an adult.
- Follow the polarity (+/-) diagram in the battery compartment.
- Promptly remove dead batteries from the toy.
- Dispose of used batteries properly.
- Remove batteries from prolonged storage.
- Only batteries of the same type as recommended are to be used.
- **DO NOT** incinerate used batteries.
- **DO NOT** dispose of batteries in fire, as batteries may explode or leak.
- **DO NOT** mix old and new batteries.
- **DO NOT** mix alkaline, standard (carbon-zinc) or rechargeable (Ni-Cd, Ni-MH) batteries.
- **DO NOT** recharge non-rechargeable batteries.
- **DO NOT** short-circuit the supply terminals.
- Rechargeable batteries are to be removed from the toy before being charged.
- Rechargeable batteries are only to be charged under adult supervision.

TROUBLESHOOTING

Symptom	Possible Solution
Toy does not turn ON or does not respond.	<ul style="list-style-type: none">● Make sure batteries are correctly installed.● Make sure battery cover is secured.● Remove batteries and put them back in.● Clean battery compartment by rubbing lightly with a soft eraser and then wiping with a clean dry cloth.● Install new batteries.
Toy makes strange sounds, behaves erratically or makes improper responses.	<ul style="list-style-type: none">● Clean battery contacts per above instructions.● Install new batteries.