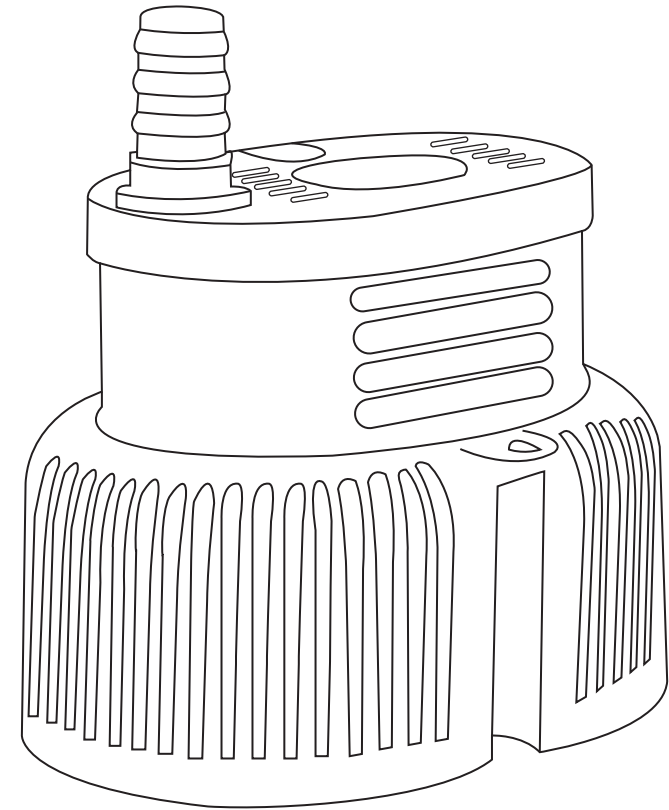
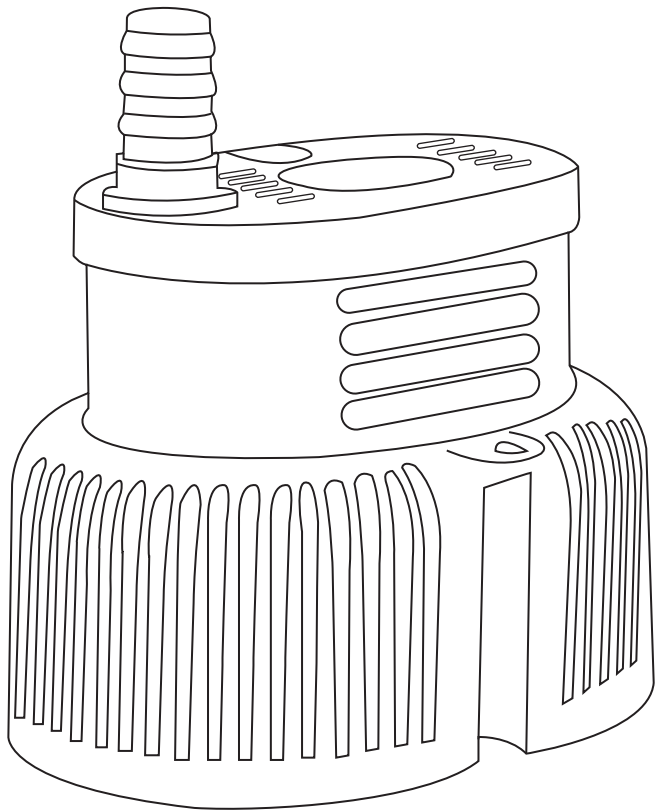
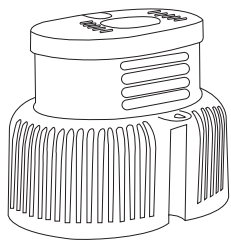


SUBMERSIBLES PUMP

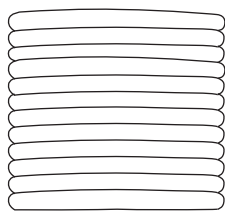


Before operating this appliance, please read this instruction manual completely and keep it handy for future reference!


INCLUDES



Pool Cover Pump




16FT Drain Hose



Adapter



Adapter



Adapter

PARAMETERS

MODEL	POWER	H-MAX	Q-MAX	POWER CORD
XD-80B	120V/60Hz	3.2M	3000L/H	25FT

MAINTENANCE

1. If the pump will be not used for long-term, please take the pump out of the water, and let the pump work in the clean water for a moment and then clean the parts of pump and wipe clean.
2. If the temperature is below 0°C , please take the water pump from the water immediately and dischargr accunulation of water in the pumpin case pump is broken because of freezing.

USAGE

1. Before using, take the pump and fix to a suitable outlet, and then connect with the hose.
2. Sucker has a fixed and a cushioning effect, please fix the suckers on the wall. If fixing the pump with the rope, it is no need to fix the sucker.
3. It also can use the right sticks, nails to fix the pump through fix the holes of bottom plate.
4. After fixing firmly, you can connect with the appropriate power supply, and the pump start working.

CAUTION

1. Before using the pump, please make sure the rated voltage marked on the nameplate and the voltage of actual use is consistent.
2. When installing, removing and cleaning the pump, you must unplug the power plug to ensure safety.
3. If the pump has been a serious collision, please check the pump, if broken, please stop using immediately.
4. Not intended to be moved when plugged in or in operation.
5. The supply cord can be replaced if the cord is damaged the appliance has to be scrapped.
6. Do not lift the pump by the power cord.
7. Please make sure the pump working in clean water.
8. Do not pump heated liquids with a temperature higher than 35°C.