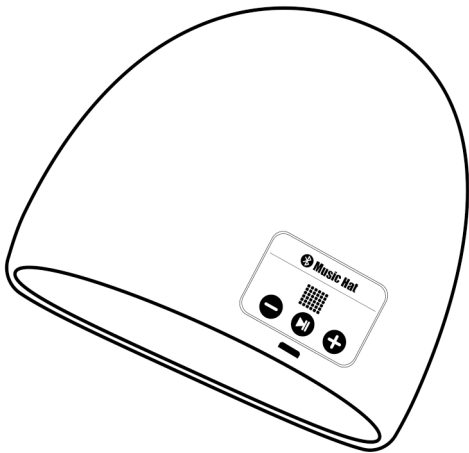


Music hat



Warranty

For warranty service and support, please contact our service team. HIGHEVER promise:
FREE RETURN, FREE REPLACEMENT or FULL REFUND to solve your issue and make you satisfied.

HIGHEVER remains at your service!

✉ service@highever-us.com

🌐 www.highever-us.com

☎ Toll Free: (1)877-338-6323
(4:30 PM to 6:00 AM PST)

Scan QR code to activate lifetime warranty.



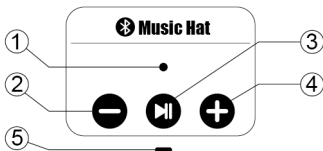
Feature

- 5.0 Bluetooth Version. Compatible with any Bluetooth enabled devices
- Made from premium knitted material to keep you warm
- Built-in microphone for answering or calling
- Hand- washable after removing the Bluetooth modules
- 30-day money back guarantee and 24 hours friendly customer service

Specifications





- Bluetooth Version: V 5.0+ EDR
- Transmission Distance: 33ft(10m)-65ft(20m).
Best performance without obstacles
- Rechargeable Lithium Battery: 200mAH
- Micro USB Charge: 5V/0.5A
- Charging Time: 1.5-2 hours
- Working Time: 10-12 hours
- Package Included: Bluetooth Hat x1, Charging Cable x1, User Manual x1

Function Summary




- ① LED Status Light
- ② Volume Down/ Previous Track
- ③ On / Off / Play / Pause / Answer / Siri
- ④ Volume Up / Next Track
- ⑤ Charging Port

Control

Power On/Off		Press and hold for 3 seconds
Play/Pause Music		Press once
Volume Up/Down		Press and hold during music playing
Previous Track		Press once
Next Track		Press once
Answer/End Phone Call		Press once when phone ringing
Reject Call		Press and hold for 3 seconds
Switch to Mobile Device		Press and hold for 3 seconds
Siri		Quickly press twice

Connect to Music Hat

1. Turn on Bluetooth on device.




2. Turn on the Music hat.



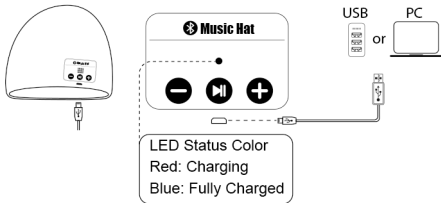
3. Connect to Bluetooth
(Name: BT-01) on device.

LED Color	Status
Rapidly flashing blue and red	Pending to be Connected
Slowly flashing blue	Connected

When turned on, the Music hat will automatically connect to the last connected device if available. If no previously paired device detected, it will keep pairing mode.

 **Warning:** Only one Bluetooth connection is allowed, if user want to connect to another device, please make sure to cancel the previous device.

Charge the Music hat



How to wash the Music hat?



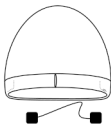
Please note that you **MUST** remove the control panel & speaker before washing the Music hat. Follow the steps below:



Step 1: The speakers are held in a pocket between a double layer inside the hat. You can gently ease one of the speakers.



Step 2: Continue to ease the other speaker.



Step 3: Wash and dry (It can be washed by washing machine). Black clothes should not be washed in combination with other colours.