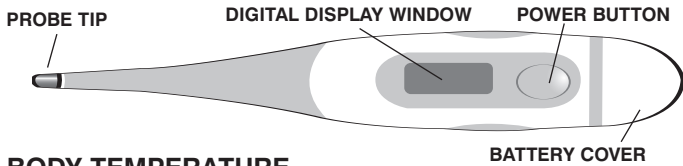


# Flex Tip Digital Thermometer

Your thermometer features a comfortable, soft, flexible tip, which conforms to the mouth during temperature readings. It is enhanced with beeper, memory, and fever alarm. The following instructions will cover your thermometer's features in further detail.

## PARTS OF YOUR DIGITAL THERMOMETER



## BODY TEMPERATURE

Body temperature can vary from 97°F to 99°F. The generally accepted "normal" temperature is 98.6°F. Usually your temperature is lower in the morning than in the afternoon. Normal temperature varies according to the location of the temperature reading. While the oral temperature follows the guidelines previously described, a rectal temperature is generally 1.0°F higher. Conversely, an axillary (under the arm) temperature will be 1.0°F lower.

## GENERAL CARE AND USE

The thermometer should be held during use. The patient should be seated or lying down. TEMPERATURES SHOULD ONLY BE TAKEN UNDER THE SUPERVISION OF AN ADULT.

You can clean your Digital Thermometer by wiping it with soap and water or 70% Isopropyl Alcohol. THE UNIT MUST NEVER BE SUBMERSED IN ANY LIQUID OR STERILIZED IN ANY WAY (GAS OR STEAM AUTOCLAVES). Failure to follow these instructions will cause severe damage to your unit and void your warranty.

1. The thermometer should only be used under the supervision of an adult.
2. Do not walk, run or talk during temperature taking.
3. Clean the thermometer before and after each use.
4. Store the unit in the protective case when not in use.
5. Do not bite the thermometer tip.
6. Do not store the unit where it will be exposed to direct sunlight, dust or humidity. Avoid extreme temperatures.
7. Dropping or subjecting your thermometer to strong shocks should be avoided.
8. Do not attempt to disassemble the unit, except to replace the battery.
9. If ERR displays and measurement is not attainable, the unit must be replaced.

**NOTE:** Performance of the device may be degraded if: operated outside of stated temperature and humidity range; stored outside of stated temperature and humidity range; thermometer undergoes mechanical shock (drop); patient temperature is below ambient temperature.

## OPERATING YOUR DIGITAL THERMOMETER

Press the POWER button to activate the thermometer. The digital display will show the following and the thermometer will beep.



This is the LCD display test. This insures all parts of the display are functioning properly.



By continuing to hold the button down, the last measured temperature will be displayed until the button is released.

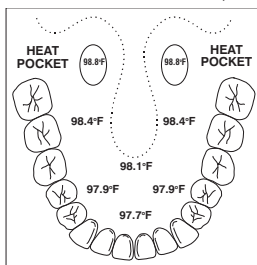


Once the button is released or if no reading is stored, an L with a flashing °F will appear in the display followed by a brief flash of 97.7°F followed by an L with a flashing °F to indicate that the thermometer is ready for measurement.

**NOTE:** If the room temperature is above 89.6°F, the room temperature will display instead of the L.

## TAKING AN ORAL TEMPERATURE

Using the diagram on the right, place the thermometer tip under the tongue as near as possible to the heat pocket. The diagram also shows the temperature variables by not placing the tip in the heat pocket area. The temperature reading should take approximately sixty seconds. The °F will continue to flash during the reading of the temperature. When the peak temperature has been reached, the °F will stop flashing and the thermometer will sound four long beeps if the temperature is below 99.5°F. If the temperature is above 99.5°F the unit will sound four sets of three short beeps each. To turn the unit off, press the POWER button. The unit will automatically power down after approximately ten minutes. **NOTE:** The mouth must remain closed during the measurement to ensure accurate readings.



## TAKING AN AXILLARY TEMPERATURE (under the arm)

The thermometer tip should be placed under the arm so the tip is touching the skin. Hold the thermometer parallel to the body and position the arm on the chest so the thermometer tip is well covered by the arm. This ensures the thermometer tip is not affected by the room air. The temperature reading should take approximately sixty seconds. The °F will continue to flash during the reading of the temperature. When the peak temperature has been reached, the °F will stop flashing and the thermometer will sound four long beeps if the temperature is below 99.5°F. If the temperature is above 99.5°F the unit will sound four sets of three short beeps each. To turn the unit off, press the POWER button. The unit will automatically power down after approximately ten minutes. **REMEMBER:** Axillary temperatures are generally 1.0°F lower than oral readings.

## TAKING A RECTAL TEMPERATURE

Rectal temperatures should only be taken when it is impossible or impractical to take an oral or axillary temperature. THE THERMOMETER TIP SHOULD BE INSERTED A MAXIMUM OF 1/2" INTO THE RECTUM. The temperature reading should take approximately sixty seconds. The °F will continue to flash during the reading of the temperature. When the peak temperature has been reached, the °F will stop flashing and the thermometer will sound four long beeps if the temperature is below 99.5°F. If the temperature is above 99.5°F the unit will sound

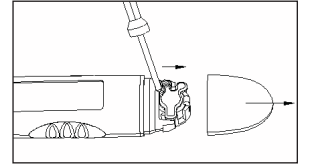
four sets of three short beeps each. To turn the unit off, press the POWER button. The unit will automatically power down after approximately ten minutes. **REMEMBER:** Rectal temperatures are generally 1.0°F higher than oral readings.

## USING DISPOSABLE PROBE COVERS

It is recommended to use disposable thermometer tip covers in order to prevent cross contamination. Additional probe covers can be purchased from your MABIS dealer or with the order form below.

## CHANGING THE BATTERY

The battery in your digital thermometer needs to be replaced when "■" appears in the lower right of the display. Replace the battery with an LR41 alkaline or SR41 silver oxide type. To replace the battery, remove the battery cap (see diagram). Remove the battery using a non-metal tool. Insert the new battery with the positive (+) side facing up. Replace the battery cap.



## SPECIFICATIONS

DISPLAY:	LIQUID CRYSTAL DISPLAY
DISPLAY RESOLUTION:	4 DIGITS (1/10 OF A DEGREE INCREMENTS)
MEASUREMENT RANGE:	89.6°F to 107.6°F
ACCURACY:	±0.2°F BETWEEN 95.0°F AND 102.2°F
BATTERY:	ONE 1.5V BUTTON SIZE BATTERY LR41 OR EQUIVALENT
BATTERY LIFE:	APPROXIMATELY 24 MONTHS
AUTOMATIC SHUT-OFF:	AFTER APPROXIMATELY TEN MINUTES
OPERATING TEMPERATURE:	50.0°F – 104.0°F
STORAGE TEMPERATURE:	14.0°F – 140.0°F
DIMENSIONS:	5-1/4" X 7/8" X 3/8"
WEIGHT:	0.40 OUNCES

Specifications are subject to change without notice.



Scottsdale  
10799 N. 90th Street  
Scottsdale, AZ 85260  
p: 480-767-6800  
f: 602-296-0297

www.ActiveForever.com  
1-800-377-8033  
Sales@ActiveForever.com

Peoria  
9299 W. Olive Avenue  
Suite 604, Peoria, AZ 85345  
p: 623-215-8470  
f: 623-215-8471

CUT OUT AND MAIL TO: **MABIS HEALTHCARE INC.**  
1931 NORMAN DRIVE  
WAUKEGAN, IL 60085

### THERMOMETER WARRANTY REGISTRATION (MUST BE COMPLETED WITHIN 10 DAYS OF PURCHASE)

NAME: \_\_\_\_\_

ADDRESS: \_\_\_\_\_

CITY: \_\_\_\_\_ STATE: \_\_\_\_\_ ZIP: \_\_\_\_\_

PURCHASED FROM: \_\_\_\_\_

CITY: \_\_\_\_\_ STATE: \_\_\_\_\_ ZIP: \_\_\_\_\_

DATE PURCHASED: \_\_\_\_\_

#### USER INFORMATION (OPTIONAL)

MALE  FEMALE AGE: \_\_\_\_\_

#### AGE OF YOUNGEST FAMILY MEMBER

UNDER 6 MONTHS  6 MONTHS - 1 YEAR  
 1 - 3 YEARS  3 - 5 YEARS  OLDER

#MAB-MT-219-BF 05/04

## PROBE COVER ORDER FORM

CUT OUT AND MAIL TO: **MABIS HEALTHCARE INC.**  
1931 NORMAN DRIVE  
WAUKEGAN, IL 60085

Please send \_\_\_\_\_ packages of disposable probe covers #15-618-000 (100 probes per package). Enclosed is \$5.00 per package plus \$3.00 for shipping and handling for each order.

PAYMENT METHOD (do not send cash):  Check  Money Order

Please ship to:

NAME: \_\_\_\_\_

ADDRESS: \_\_\_\_\_

CITY: \_\_\_\_\_ STATE: \_\_\_\_\_ ZIP: \_\_\_\_\_

PHONE: ( ) \_\_\_\_\_

**NOTE:** This order form is for shipments within the United States and Canada.

#MAB-MT-219-BF 05/04  
©2004 MABIS Healthcare Inc.

### LIMITED ONE YEAR WARRANTY

This Digital Thermometer is guaranteed to be free of manufacturing defects for a period of one year from the date of purchase under normal use. This warranty applies to the original registered purchaser only. All repairs on your Digital Thermometer should be sent prepaid to: MABIS Healthcare, Attn: Repair Department, 1931 Norman Drive, Waukegan, IL 60085.

The warrantor shall incur no liability under this warranty for any damage from any cause other than inherent manufacturing defects.

ALL IMPLIED WARRANTIES, INCLUDING MERCHANTABILITY AND FITNESS ARE LIMITED TO THE DURATION OF THIS WARRANTY. THIS WARRANTY DOES NOT INCLUDE ANY LIABILITY FOR INCIDENTAL OR CONSEQUENTIAL DAMAGES. Some states do not allow limitation on how long an implied warranty lasts or do not allow the exclusion or limitation of incidental or consequential damages, so the above limitations or exclusions may not apply to you.

This warranty gives you specific legal rights and you may also have other rights which vary from state to state.