



WORKSTREAM 44520 Wireless Split Ergonomic 110 Keys Keyboard User Manual

[Home](#) » [WORKSTREAM](#) » WORKSTREAM 44520 Wireless Split Ergonomic 110 Keys Keyboard User Manual 

Contents

- [1 WORKSTREAM 44520 Wireless Split Ergonomic 110 Keys Keyboard](#)
- [2 Product Information](#)
- [3 Product Usage Instructions](#)
- [4 Safety Warnings and Guidelines](#)
- [5 Introductions](#)
- [6 Features](#)
- [7 Shortcut Key Mode](#)
- [8 Diagram](#)
- [9 Specifications](#)
- [10 TECHNICAL SUPPORT](#)
- [11 REGULATORY COMPLIANCE](#)
- [12 Documents / Resources](#)
 - [12.1 References](#)
- [13 Related Posts](#)



WORKSTREAM 44520 Wireless Split Ergonomic 110 Keys Keyboard



Thank you for Purchasing this Product

To ensure optimum performance and safety, read the following instructions before connecting, operating, or adjusting the product. Keep this manual for future reference.

Product Information

- The Wireless Split Ergonomic Keyboard by Workstream™ from Monoprice™ features a full 110-key layout.
- It has a 2.4GHz wireless feature, eliminating the need for wires and cables on the workstation.
- Its multi-functional split design provides comfort and precision while typing for work, school, or personal use.
- The keyboard has a shortcut key mode that allows users to switch between standard F1-F12 mode and shortcut key mode.
- The shortcut key mode can be accessed by pressing the Fn and ESC keys simultaneously, and the Fn Lock LED will turn on.
- The keyboard also has various shortcut keys for tasks such as muting, adjusting volume, controlling media playback, and launching applications.
- The keyboard comes with an ergonomic stand, a power button, a 2.4GHz wireless receiver, and requires one AA battery (not included).

Product Usage Instructions

1. Before connecting, operating, or adjusting the product, read the safety warnings and guidelines in the user manual.
2. To enter shortcut key mode, press the Fn and ESC keys simultaneously. The Fn Lock LED will turn on.
3. Use the shortcut keys to perform tasks such as muting, adjusting volume, controlling media playback, launching applications, and switching desktops.
4. To switch back to standard F1-F12 mode, press the Fn and ESC keys simultaneously again.
5. Insert one AA battery (not included) into the keyboard.
6. Connect the 2.4GHz wireless receiver to the computer's USB port.
7. Press the power button on the keyboard to turn it on.

8. If you experience any problems with your order, contact Monoprice Customer Service through their website or email.

Safety Warnings and Guidelines

Read the following carefully before using the product. Incorrect use of the product may result in reduced performance or permanent damage that may void the warranty.

- Do not place the product near a heat source.
- Operating temperature of 41°F to 122°F (5°C to 50°C).
- Storage temperature of -4°F(-20°C) – 140°F(60°C).
- Do not place the product near moisture or liquids.
- Operate and store at a humidity of 10% to 85% (non-condensing).
- Do not place heavy objects on the product.
- Avoid dropping the product.
- Do not dispose of the product in the garbage.

Introductions

The Wireless Split Ergonomic Keyboard by Workstream™ from Monoprice™ features a full 110-key layout to give users the full keyboard experience. Say goodbye to the pesky wires and cables on the workstation as this device has a 2.4GHz wireless feature. Typing for work, school, or personal use has never been easier with the help of its multi-functional split design, giving anyone comfort and precision.

Package Contents

- 1x 2.4GHz Wireless Keyboard
- 1x Wireless Receiver
- 1x User Manual

Features









- 110-Key Layout
- Split Ergonomic Design
- 2.4GHz Wireless
- Cushioned Palm Rest Support









Shortcut Key Mode

The shortcut key mode is the standard mode of the keyboard. Listed below are the tasks of each shortcut key.

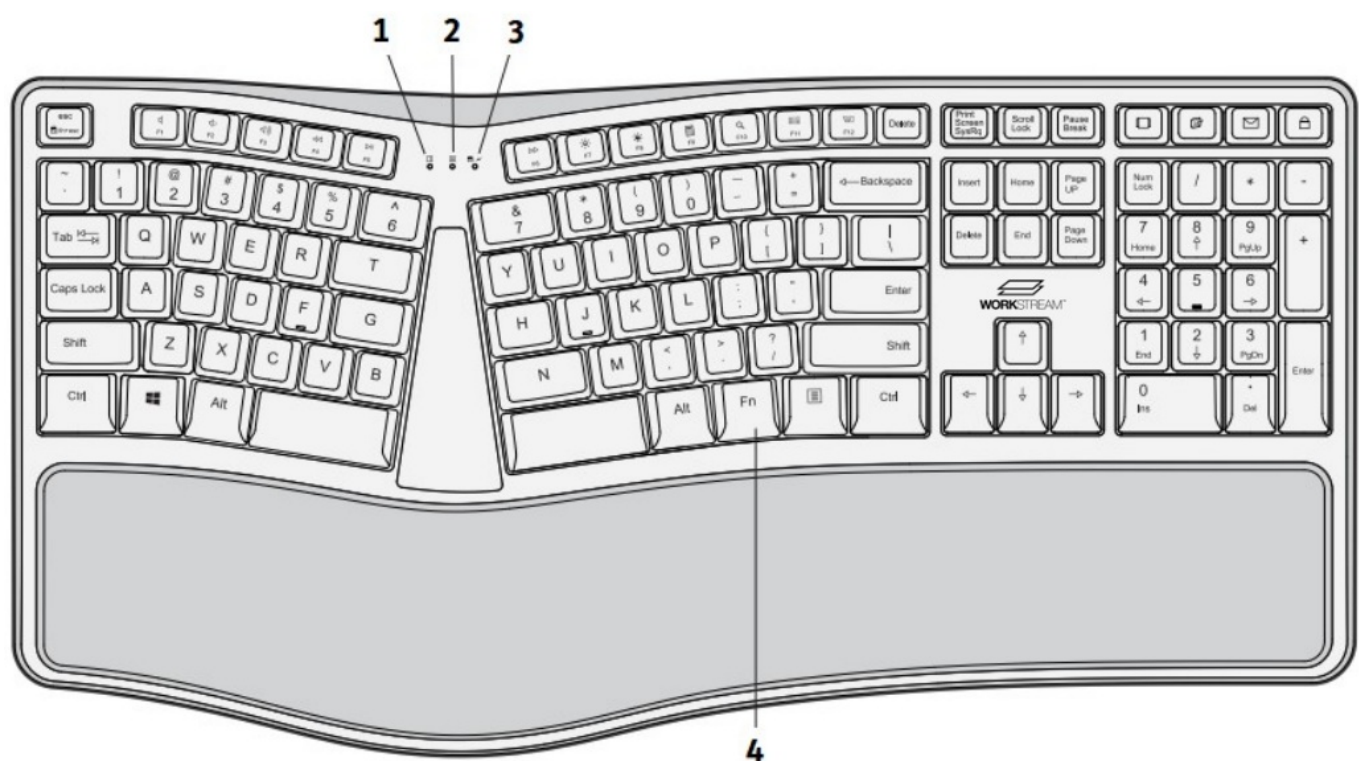
- **Fn + Esc** – Switch between Shortcut and Function key modes.

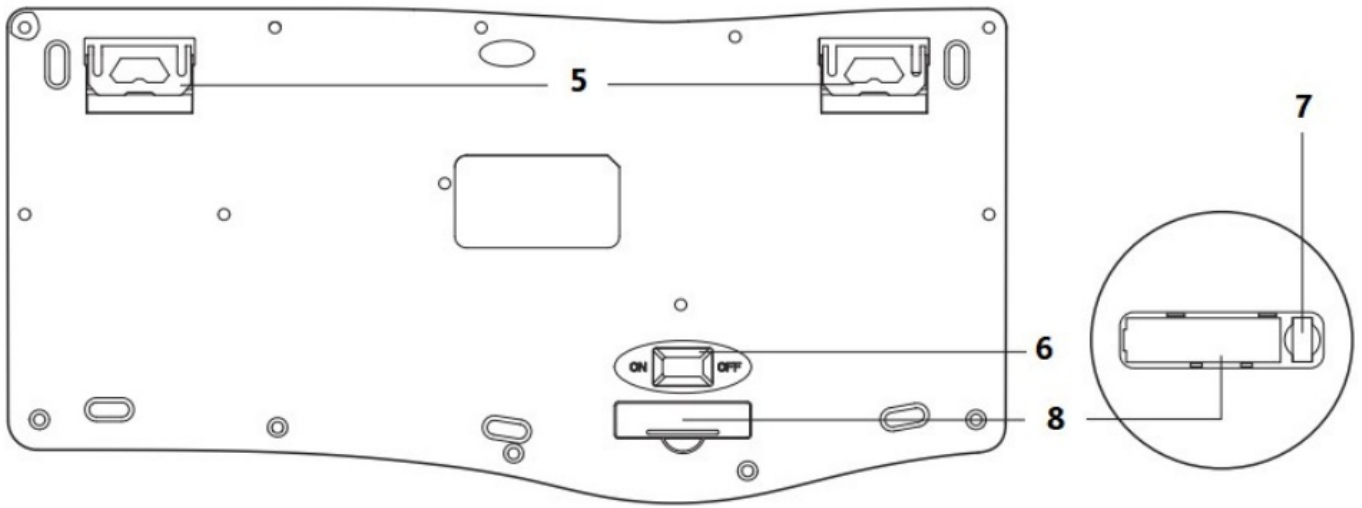
To enter shortcut key mode, press the “Fn” and “ESC” keys simultaneously to switch to the standard F1-F12 mode. The Fn Lock LED will also turn on.

F1		Mute
F2		Volume Down
F3		Volume Up
F4		Previous Track
F5		Play/Pause
F6		Next Track
F7		Decrease Brightness of Built-in Display
F8		Increase Brightness of Built-in Display

F9		Calculator
F10		Spotlight
F11		Launchpad
F12		Device Control (Connect Bluetooth and other devices)
		Switch Desktop
		Back to the Desktop
		E-mail
		Lock Screen

Diagram





1. Fn Lock LED
2. Caps Lock LED
3. Power LED (Low voltage slow flash, alarm signal)
4. Fn Key
5. Ergonomic Keyboard Stand
6. Power Button
7. 2.4GHz Wireless Receiver
8. 1*AA Battery (not included)

Specifications

- **PID** 44520
- **Wireless** 2.4GHz
- **Storage Temperature** 4°F(-20°C) – 140°F(60°C)

CUSTOMER SERVICE

The Monoprice Customer Service department is dedicated to ensuring that your ordering, purchasing, and delivery experience is second to none. If you have any problems with your order, please give us an opportunity to make it right. You can contact a Monoprice Customer Service representative through the Live Chat link on our website www.monoprice.com or via email at support@monoprice.com. Check the website for support times and links.

TECHNICAL SUPPORT

Monoprice™ is pleased to provide free, live, online technical support to assist you with any questions you may have about installation, setup, troubleshooting, or product recommendations. If you ever need assistance with your new product, please come online to talk to one of our friendly and knowledgeable Tech Support Associates. Technical support is available through the online chat button on our website www.monoprice.com or through email by sending a message to tech@monoprice.com. Check the website for support times and links. To download the latest drivers, firmware, manuals, etc., go to www.monoprice.com and type 44520 into the search bar. If available, support files are linked at the bottom of the product page.

Monoprice™, Workstation™, and all Monoprice logos are trademarks of Monoprice Inc

REGULATORY COMPLIANCE

Notice for FCC

This device complies with Part 15 of the FCC rules. Operation is subject to the following two conditions:

1. this device may not cause harmful interference, and
2. this device must accept any interference received, including interference that may cause undesired operation.

Modifying the equipment without Monoprice's authorization may result in the equipment no longer complying with FCC requirements for Class B digital devices. In that event, your right to use the equipment may be limited by FCC regulations, and you may be required to correct any interference to radio or television communications at your own expense. This equipment has been tested and found to comply with the limits for a Class B digital device, pursuant to Part 15 of the FCC Rules. These limits are designed to provide reasonable protection against harmful interference in a residential installation. This equipment generates, uses, and can radiate radio frequency energy and, if not installed and used in accordance with the instructions, may cause harmful interference to radio communications. However, there is no guarantee that interference will not occur in a particular installation. If this equipment does cause harmful interference to radio or television reception, which can be determined by turning the equipment off and on, the user is encouraged to try to correct the interference by one or more of the following measures:

- Reorient or relocate the receiving antenna.
- Increase the separation between the equipment and receiver.
- Connect the equipment into an outlet on a circuit different from that to which the receiver is connected.
- Consult the dealer or an experienced radio/TV technician for help.

Radio Notice for FCC

Caution: This FCC Part 15 radio device operates on a non-interference basis with other devices operating at this frequency. Any changes or modification to said product not expressly approved by Monoprice, including the use of non-approved antennas, could void the user's authority to operate this device.

This device complies with Part 15 of the FCC Rules. Operation is subject to the following two conditions: (1) this device may not cause harmful interference, and (2) this device must accept any interference received, including interference that may cause undesired operation.

Radio Notice for ISED Canada:

This device complies with ISED Canada license-exempt RSS standard(s). Operation is subject to the following two conditions: (1) this device may not cause harmful interference, and (2) this device must accept any interference received, including interference that may cause undesired operation.

Radio Frequency Exposure

This device meets the ISED Canada requirements for exposure to radio waves and is designed and manufactured not to exceed the emission limits for exposure to radiofrequency (RF) energy. To comply with Canada RF exposure compliance requirements, this device must not be co-located or operating in conjunction with any other antenna or transmitter.

The device has been evaluated to meet general RF exposure requirement. The device can be used in portable exposure condition without restriction.


Need Help? We're here for you!

Contact us: www.monoprice.com/contactus



Product pictures are for reference only. Specifications described herein are subject to change without prior notification. Monoprice™ and all Monoprice logos are trademarks of Monoprice Inc. Copyright © 2023 Monoprice, Inc. All rights reserved.

Monoprice, Inc.
1 Pointe Drive, Suite 400
Brea, CA 92821 – USA
www.monoprice.com

Documents / Resources

	<p>WORKSTREAM 44520 Wireless Split Ergonomic 110 Keys Keyboard [pdf] User Manual 44520, 2ADDH-44520, 2ADDH44520, Wireless Split Ergonomic 110 Keys Keyboard, Split Ergonomic 110 Keys Keyboard, Ergonomic 110 Keys Keyboard, 110 Keys Keyboard, Keyboard</p>
---	--

References

-  [HDMI Cable, Home Theater Accessories, HDMI Products, Cables, Adapters, Video/Audio Switch, Networking, USB, Firewire, Printer Toner, and more! - Monoprice.com](#)
-  [Support](#)