



WOOZOO PCF-HE10 Small Oscillating Circulating Fan Instruction Manual

[Home](#) » [Woozoo](#) » WOOZOO PCF-HE10 Small Oscillating Circulating Fan Instruction Manual 

Contents

- [1 WOOZOO PCF-HE10 Small Oscillating Circulating Fan](#)
- [2 IMPORTANT INSTRUCTION](#)
- [3 PARTS](#)
- [4 OPERATION INSTRUCTIONS](#)
- [5 CLEANING AND MAINTENANCE](#)
- [6 TROUBLESHOOTING](#)
- [7 SPECIFICATION](#)
- [8 MANUFACTURER 1-YEAR WARRANTY](#)
- [9 Documents / Resources](#)
- [10 Related Posts](#)

WOOZOO

WOOZOO PCF-HE10 Small Oscillating Circulating Fan



IMPORTANT INSTRUCTION

Prior to use, read the safety precautions carefully to ensure proper use. The precautions listed here are described under the classification of Warnings and Cautions, and are intended to prevent harm or damages to users and other persons. All of these precautions are critical in terms of safety. Follow them at all times. Graphic symbol indications: Indicates content that could lead to death or injury if handled incorrectly,

Disassembly prohibited.

Do not disassemble, repair, or modify. Doing so can cause fire, electric shock, or injury. Repair by persons other than trained repair technicians can be dangerous.

Warning: To reduce the risk of fire or electric shock, do not use this product with any solid-state speed control device.

Product use.

- Use on a level, stable floor. Placing product on uneven and unstable floors can cause the product to fall over, leading to injury or damage to property in the vicinity of the product.
- Always grasp the power plug to unplug it, do not unplug it by pulling on the power cord. Pulling on the power
- Cord can damage it, which can cause fire or electric shock.
- Always unplug the power plug from the electrical outlet when the product will be unused for extended periods of time. Failing to do so can lead to fire or electric shock caused by short-circuits due to reduced insulation.

- Do not use this product near a water source, a bathroom or a wet and damp environment.
- Do not soak main unit of the product in water or pour water on it. Failure to do so may cause fire or electric shock.
- Do not place the product in direct Sunlight, air conditioning or a heating stove. Failure to do so may lead to deformation or discoloration of the product, which may result in malfunction.
- Do not clean with chemicals such as discoloring agents, volatile oils, thinner etc. Otherwise it may lead to discoloration or transformation.
- Do not operate the product around a radio or TV. Otherwise electromagnetic interference may affect the normal operation of the product.
- This product employs overload protection (fuse). A blown fuse indicates an overload or a short-circuit. If the fuse blows, unplug the product from the outlet. Replace the fuse as per the user servicing instructions (follow product marking for proper fuse rating) and check the product. If the replacement fuse blows, a short-circuit occurred and the product should be discarded or returned to IRIS USA, Inc. for inspection and/or repair.

Unplug.

- Unplug the power plug from the electrical outlet when performing maintenance, inspecting, or moving the product.
- This appliance has a polarized plug (one blade is wider than the other). To reduce the risk of electric shock, this plug is intended to fit in a polarized outlet only one way. If the plug does not fit fully in the outlet, reverse the plug. If it still does not fit, contact a qualified electrician. Do not attempt to circumvent this safety feature.
- Grasp the plug and remove from the receptacle or other outlet device. Do not unplug by pulling on the cord.

Use power plugs and power cords correctly.

- Failing to do so can cause fire or electric shock due to short-circuits.
- Insert the power plug securely all the way into the electrical outlet.
- Regularly remove dust from the power plug.
- When dust is allowed to build up, insulation is hampered due to moisture, which can cause fire or electric shock.
- Use only 120 V. Other current/voltage can cause fires.
- Do not use if the power cord or the power plug is damaged, or if the power plug is loose when plugged into the electrical outlet. Doing so can cause fire or electric shock due to short-circuit.
- Do not run the cord under carpeting. Do not cover the cord with throw rugs, runners, or similar coverings. Do not run the
- Cord under furniture or appliances. Arrange the cord away from high traffic areas and where it will not be tripped over.
- Do not operate any fan with a damaged cord or plug. Discard fan or return to an authorized service facility for examination and/or repair.

Do not damage the power cord.

- Damaging, modifying, forcefully bending, pulling, twisting, putting heavy objects, or pinching can damage the power cord, which can cause fire or electric shock.

- Do not pull on the power cord when carrying or storing the product. Pulling on the power cord can cause fire or electric shock.

Abnormalities and malfunctions can cause smoke, fire, or electric shock.

In the case of abnormalities or breakdowns, please stop using and immediately turn off the power supply and pull out the plug from the power socket. Failure to do so may result in fire or even electric shock. Examples of Abnormalities

- Abnormal heating of the power plug and cord.
- Power on intermittently when power cord is moved.
- Abnormal sounds or peculiar smells.
- Breakdowns during operation.
- Burning pain caused by electric shocks when touching the product with the hands.
- Stop use and contact IRIS USA, Inc. customer service at 1-800-320-4747.
- Avoid fire hazards.
- Do not spray with insecticides, hair sprays, or lubrication oils, etc.
- Do not use near flammable substances (kerosene, gasoline, paint thinner, etc.), objects that have flames (cigarettes, incense, etc.) or combustible materials. Can cause fires.
- Do not use the product with air flow pointed at a combustible appliance such as a heater. Doing so can cause incomplete combustion or scatter flames, which can cause carbon monoxide poisoning and fire.

Wet hands prohibited.

- Do not unplug power plug when hands are wet.

Do not use the product outdoors.

- Do not spray on the product (such as insect killer, hair dressing or grease).
- Keep the product away from flammable substances (Kerosene, gasoline and paint thinner, etc.), objects with sparks (cigarettes, incense, etc) or flammable dust. Failure to do so may cause fire.
- Do not direct this product to heating equipment such as home heaters. Failure to do so may cause sparks, carbon monoxide poisoning, fire, etc. due to incomplete combustion of the heater
- The product is utilized indoors only.
- Do not use the product around any object that hinders ventilation.
- Do not cover the product with combustible items such as clothing, paper or plastic bags before use.
- Do not use the product in a place with too much dust or powder. Failure to do so may cause fire or electric shock due to short circuit.

If handled incorrectly, contents can lead to personal injury or physical damage.

- Keep out of reach of children and infants.
- Do not sit or lean on the product. Otherwise it may cause electric shock or other injuries.
- Do not drag the product when moving it. Dragging product can damage carpet and floors.
- Air blowing directly on plants may be harmful.
- Do not operate without attaching the fan blade or the cover. Doing so can cause injury, electric shock, or fire.

- Do not strike the unit forcefully. Doing so can cause the product to malfunction, leading to fire or electric shock.
- Use extra caution when using product around those requiring additional supervision, such as children or the elderly.

User servicing instructions.

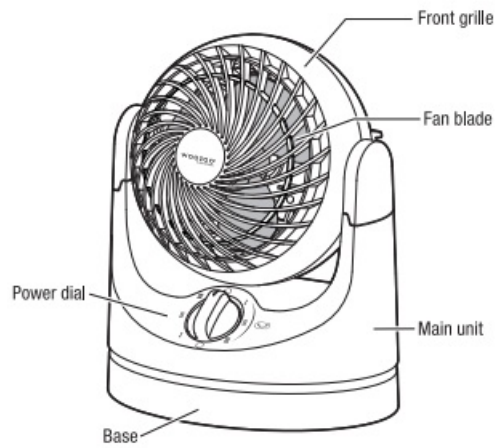
- If the fuse on your fan has blown, grasp the plug and remove it from the Outlet. Do not pull the cord to unplug.
- To open, slide the fuse cover towards the prongs of the plug.
- Grasp plug and remove from the receptacle or other outlet device. Do not unplug by pulling on cord.
- Remove fuse carefully.
- Risk of fire. Replace fuse only with 2.5 Amp, 125 Volt fuse (provided with product).
- Close fuse cover. Slide closed the fuse access cover on top of attachment plug.
- Risk of fire. Do not replace attachment plug. Contains a safety device (fuse, AFCI, LCDI) that should not be removed. Discard product if the attachment plug is damaged.

User servicing instructions.

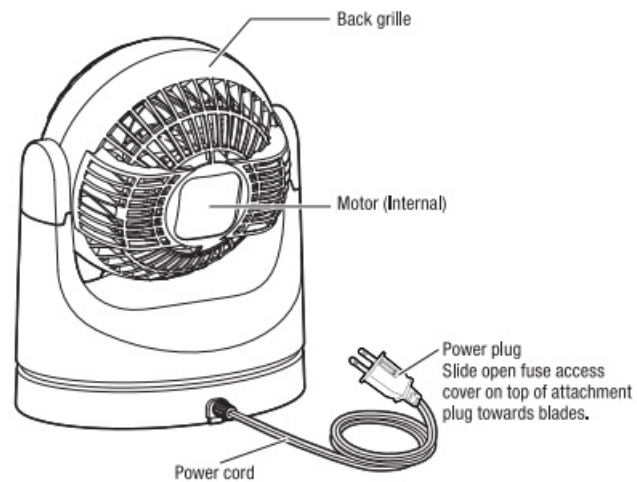
- If the fuse on your fan has blown, grasp the plug and remove it from the outlet.
 - Do not pull the cord to unplug.
 - To open, slide the fuse cover towards the prongs of the plug.
 - Grasp plug and remove from the receptacle or other outlet device.
 - Do not unplug by pulling on cord.
 - Remove fuse carefully.
 - Risk of fire. Replace fuse only with 2.5 Amp, 125 Volt fuse (provided with product).
 - Close fuse cover. Slide closed the fuse access cover on top of attachment plug.
 - Risk of fire. Do not replace attachment plug. Contains a safety device (fuse, AFCI, LCDI) that should not be removed.
- Discard product if the attachment plug is damaged.

PARTS

■ Front



■ Back

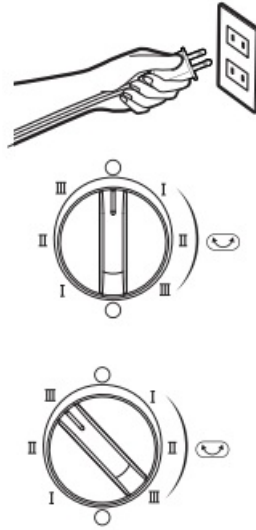


Using precautions

- Do not place the product in direct sunlight, air conditioning or a heating stove.
- Failure to do so may lead to deformation or discoloration of the product, which may result in malfunction.
- Do not clean with chemicals such as discoloring agents, volatile oils, thinner etc.
- Otherwise it may lead to discoloration or transformation.
- Do not operate the product around a radio or TV.
- Otherwise electromagnetic interference may affect the normal operation of the product.

OPERATION INSTRUCTIONS

- Set up on a flat, stable place, and insert the power plug into the socket.
- Confirm that the power dial is OFF before plugging into the power socket.
- Rotate the power dial to select the proper air volume.
- Rotate the power dial to off to stop.



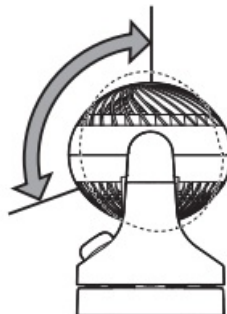
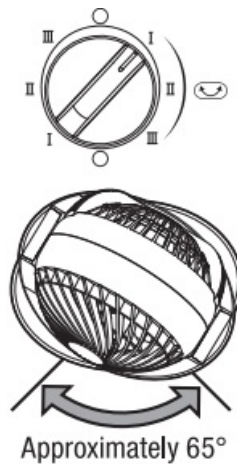
Oscillation

Horizontal direction

The oscillation (left/right) is on when rotating the power dial towards the oscillation symbol. Use “Oscillating mode” then stop at desired angle. (the angle can not be changed by hand).

Vertical direction (manual)

Can be adjusted by 6 stages, ranging from 22.5° downwards to 90 degrees upwards.



CLEANING AND MAINTENANCE

- Make sure to turn off the power supply and disconnect the power cord.
- After use of the product, the motor will stay hot for a certain period of time. Make sure to perform maintenance after the motor has cooled down.

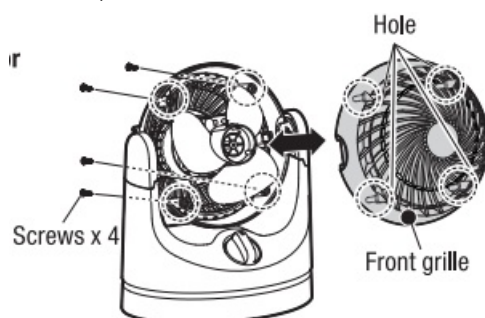
Main unit

Wipe with a soft and dry cloth. If it is difficult to clean the dirt, remove it with a cloth with diluted neutral detergent, and repeatedly wipe it until the detergent is completely removed.



Fan blade

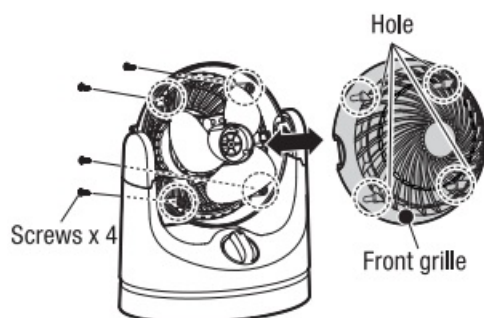
- Take out the screws (4 places) from the guard on the back of the product, and remove the front side grille. (Be careful not to lose or misplace the screws.)



- Insert clean out any trash or debris with a vacuum cleaner. Wipe with a soft and dry cloth where the vacuum can not clean.



- Be sure to tighten the screws to reinstall the front grille.



TROUBLESHOOTING

PROBLEM		POSSIBLE CAUSES		SOLUTION
Out of operation		The power plug is not inserted securely into the socket		Insert the power plug securely into the socket.
Low air volume	Dust accumulation			Maintain the product and clean out the dust periodically.

Warning:

Do not disassemble, repair or modify the product yourself. Any other servicing should be performed by any authorized service representative.

Storage method

Cover the main unit of the product with a plastic bag and then store it in a dry and cool place away from direct sunlight, when you are going to stop using it for extended periods of time.

Disposal

Dispose of the product and packing materials in accordance with local regulations.

SPECIFICATION

MODEL	SPECIFICATIONS
RATED VOLTAGE	120 V~
RATED FREQUENCY	60 Hz
MAXIMUM POWER CONSUMPTION	13 W
POWER CORD LENGTH (APPROXIMATELY)	55.12 in/ 1.4 m
PRODUCT SIZE (NOT INCLUDING THE POWER CORD)	6.7 x 4.94 x 8.27 in/170.3 x 125.5 x 209.2 mm
PRODUCT WEIGHT (APPROXIMATELY)	1.98 lbs/0.9 kg

MANUFACTURER 1-YEAR WARRANTY

THE MANUFACTURER WARRANTS

IRIS USA, Inc. products are to be free from defects in material and workmanship under normal non-commercial, household Use, when operated and cared for in accordance with the Manufacturer's written instructions provided.

THE 1-YEAR WARRANTY ("WARRANTY") DOES NOT COVER

Any damage caused by accident, misuse, or abuse, including without limitation, damage caused by use in a humid area, improper cleaning, neglect, alteration, fire, theft, non-recommended temperature use and does not apply to minor imperfections, scratches, stains, discoloration, surface markings as a result of shipping or other damage to external or internal Surfaces which does not impair the utility and/or functionality of the product.

TO OBTAIN SERVICE

If service should be necessary, you should contact IRIS USA, Inc. Customer Service ("Customer Service") at 1-

800-320-4747. You may then return the properly packaged product(s), (using adequate packing and shipping material to prevent damage in transit), with postage prepaid along with name, address, telephone number, model number, and proof of date of purchase (a copy of the receipt) and a detailed description of the claimed defect. This warranty shall not cover any damage incurred to the products during transit to Customer Service. You shall have the obligation and responsibility to: pay for all services and parts not covered by the warranty.

MANUFACTURER'S OBLIGATION

The warranty may not be altered, expanded, extended, revised or varied except by written instrument executed by the Manufacturer. THE MANUFACTURER'S LIABILITY UNDER THIS WARRANTY IS LIMITED TO THE REPAIR OR REPLACEMENT OF THE DEFECTIVE PRODUCT(S) AT THE MANUFACTURER'S SOLE AND EXCLUSIVE OPTION. THE MANUFACTURER WILL REPLACE ANY ITEM FOUND TO BE DEFECTIVE IN MATERIAL OR WORKMANSHIP WITH THE MOST COMPARABLE CURRENT ITEM. IRIS USA, INC. DOES NOT ACCEPT SPECIAL REQUESTS, NOR DO WE HAVE THE ABILITY TO UPGRADE IN EXCHANGE FOR MONEY. THE MANUFACTURER SHALL NOT BE LIABLE FOR ANY SPECIAL, INCIDENTAL OR CONSEQUENTIAL DAMAGES, WHETHER DIRECT OR INDIRECT. THE WARRANTIES SET FORTH HEREIN ARE EXCLUSIVE AND NO OTHER WARRANTIES, EXPRESS OR IMPLIED, INCLUDING BUT NOT LIMITED TO ANY WARRANTY OF MERCHANTABILITY OR FITNESS FOR A PARTICULAR PURPOSE OR USE ARE MADE WITH RESPECT TO THE PRODUCTS. Some states do not allow the exclusion of limitation of incidental or consequential damages, so the above limitation exclusions may not apply. This Warranty gives specific legal rights, and there may also be other rights which vary from state to state.


DISCONTINUED ITEM RETURNED

If the item returned is discontinued and is no longer available, IRIS USA, Inc. will automatically replace your item with the most comparable item currently manufactured.

NEED HELP

- Attn: Customer Service (Returns Department)
- IRIS USA, Inc.
- 13423 West Cactus Road
- Surprise, AZ 85379
- 2021 IRIS USA, Inc. Allrights reserved.

Documents / Resources

	<p>WOOZOO PCF-HE10 Small Oscillating Circulating Fan [pdf] Instruction Manual PCF-HE10, Small Oscillating Circulating Fan, Oscillating Circulating Fan, Small Circulating Fan, Circulating Fan, Fan</p>
---	---