



Woodpecker REV031122 Multi Router Machine Stand Owner's Manual

[Home](#) » [WOODPECKER](#) » Woodpecker REV031122 Multi Router Machine Stand Owner's Manual 

Woodpeckers®

Contents

[1 Woodpecker REV031122 Multi Router Machine Stand Owner's Manual](#)

[2 Documents / Resources](#)

Woodpecker REV031122 Multi Router Machine Stand Owner's Manual



Multi-router & accessories sold separately




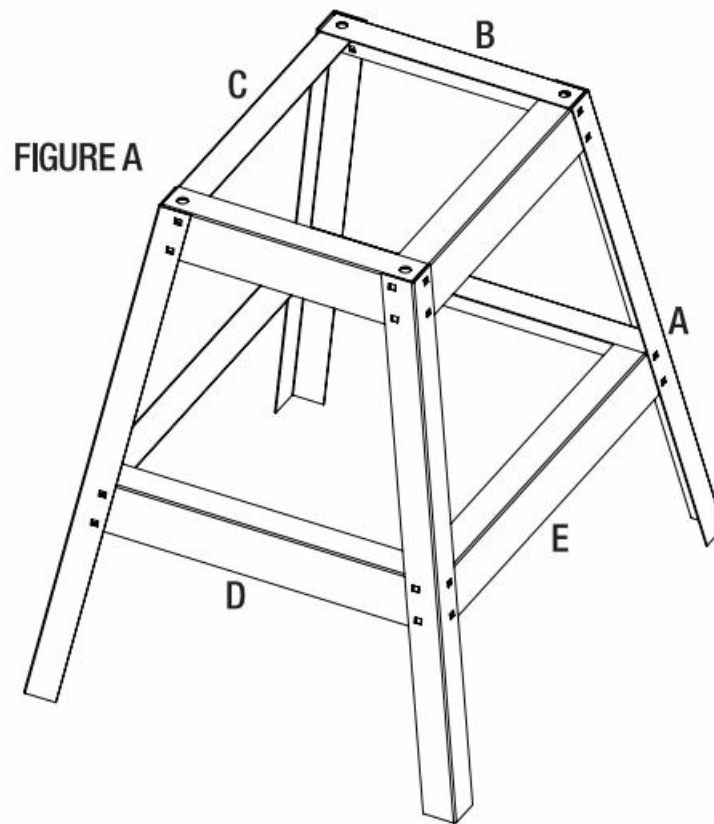
DIAGRAM	(QTY)	PART NAME
A	(4)	Leg
B	(2)	Short Top Stretcher
C	(2)	Long Top Stretcher
D	(2)	Short Bottom Stretcher
E	(2)	Long Bottom Stretcher

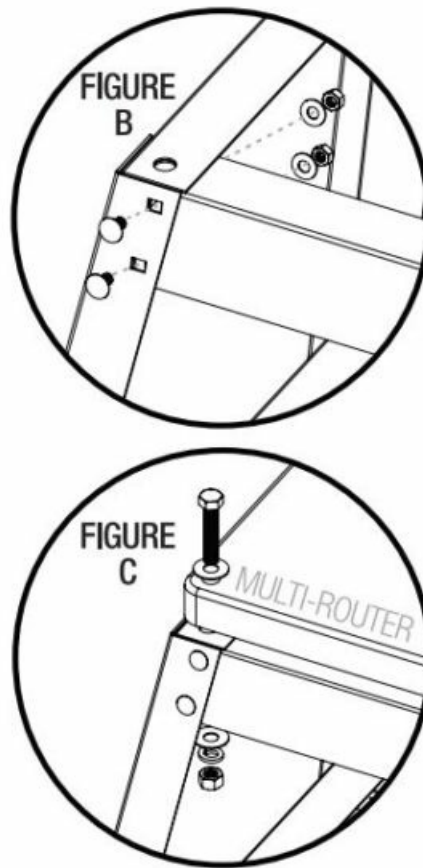
HARDWARE BAG

- (32) Carriage Bolt 5/16"-18 x 3/4"
- (32) Washer 5/16" USS
- (32) Hex Nut 5/16"-18
- (4) Hex Head Bolt 1/2"-13 x 2-1/2"
- (8) Washer 1/2" USS Washer
- (4) Lock Washer 1/2"
- (4) Hex Nut 1/2"-13

If you think you're missing anything, email us at mailroom@woodpeck.com

You can also call us at 800-752-0725 from 9:00 a.m to 5:00 pm EST Monday – Friday.





1. Align the (A) Legs and (B,C,D,E) Stretchers as shown, the Legs will be on the outside of the assembly. The Short Stretchers overlap the Long Stretchers on both the top and bottom sets Figure A.
2. From the outside, install 5/16"-18 x 3/4" Carriage Bolts through all holes. Place an 5/16" USS Washer and 5/16"-18 Hex Nut on each Carriage Bolt, finger tight only. Figure B
3. Place the Multi-Router on the Machine Stand and from the top attach with the 1/2"-13 x 2-1/2" Hex Head Bolts and USS Washer 1/2" On the under-side, use a USS Washer and a 1/2" Lock Washer, secure with 1/2"-13 Hex Nut Figure C.
4. Adjust Legs so that they are even and flat on the ground. Tighten the Nuts on all Leg/Stretcher joints

Woodpeckers®

PRECISION WOODWORKING TOOLS
 Woodpeckers, LLC Strongsville, Ohio • woodpeck.com
 © 2022 Woodpeckers, LLC

WARNING! This product can expose you to chemicals, including chromium, which is known to the State of California to cause cancer and birth defects or other reproductive harm. For more information go to www.P65Warnings.ca.gov

Read More About This Manual & Download PDF:

Documents / Resources



[Woodpecker REV031122 Multi Router Machine Stand](#) [pdf] Owner's Manual
REV031122 Multi Router Machine Stand, REV031122, Multi Router Machine Stand, Router Machine Stand, Machine Stand, Stand

Manuals+,