



# WONDERCISE WDCTR-01 Wireless Sensor User Manual

[Home](#) » [WONDERCISE](#) » WONDERCISE WDCTR-01 Wireless Sensor User Manual 

## WONDERCISE WDCTR-01 Wireless Sensor User Manual

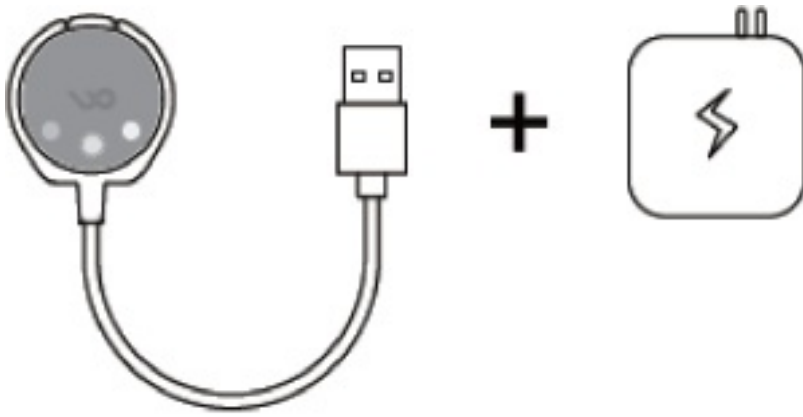


### Contents

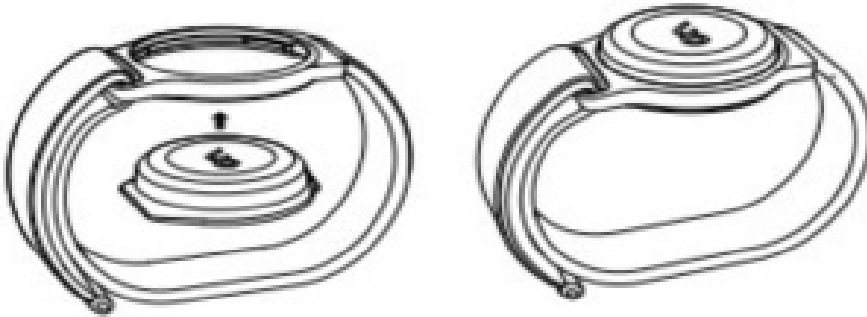
- [1 Usage method](#)
- [2 Sensor installation instructions](#)
- [3 FCC statement](#)
- [4 RF exposure warning](#)
- [5 IC RF Exposure statement](#)
- [6 Documents / Resources](#)
- [7 Related Posts](#)

### Usage method

1. Insert the sensor charging base into the SV USB output port and snap the sensor onto the charging base. At this time, the indicator light of the sensor will flash repeatedly.



2. When the sensor is fully charged, three indicator Lights will be on, At this time, the sensor can be removed and the wristband can be put in.



3. Connection: the indicator light in the middle of the sensor will flash slowly to turn on the Bluetooth search of the mobile phone.

### Quantity of Electricity

- Low power (less than 20)



- Charging cycle lamp



- Charging complete



## Breathing Lamp

- Breathing Lamp



*Waiting for connection*

- Search sensor




Search sensor



- Connection Successful



Connection successful



## Wake up and connect

- Wake up and connect
  - Dormant



- wake up (three flashers)



- Shake to wake up TRACKER



## firmware update

- firmware update



*Firmware updating*

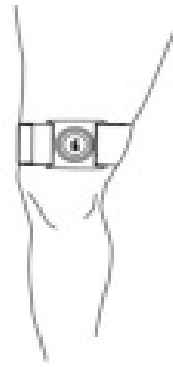
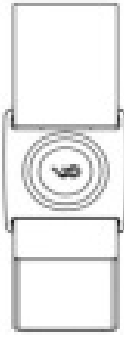
## Sensor installation instructions

Put the sensor product into the corresponding middle frame with bandage and wear it on the leg or arm, as shown in the figure below


- Watch strip



- Hamstring



- **Magnetic fastener seat**



**This device complies with part 15 of the FCC Rules. Operation is subject to the following two conditions:**

1. This device may not cause harmful interference, and
2. this device must accept any interference received, including interference that may cause undesired operation.

**FCCID: XXXXXXXX**

### **FCC statement**

This equipment has been tested and found to comply with the limits for a Class B digital device, pursuant to Part 15 of the FCC Rules. These limits are designed to provide reasonable protection against harmful interference in a residential installation.

This equipment generates, uses and can radiate radio frequency energy and, if not installed and used in accordance with the instructions, may cause harmful interference to radio communications.

However, there is no guarantee that interference will not occur in a particular installation.

If this equipment does cause harmful interference to radio or television reception, which can be determined by turning the equipment off and on, the user is encouraged to try to correct the interference by one or more of the following measures:

- Reorient or relocate the receiving antenna.
- Increase the separation between the equipment and receiver.
- Connect the equipment into an outlet on a circuit different from that to which the receiver is connected.
- Consult the dealer or an experienced radio/TV technician for help.
- RF exposure warning

### **RF exposure warning**

The equipment complies with FCC RF exposure limits set forth for an uncontrolled environment.

The equipment must not be co-located or operating in conjunction with any other antenna or transmitter.

This device complies with Industry Canada licence-exempt RSS standard(s). Operation is subject to the following two conditions:

1. this device may not cause interference, and
2. this device must accept any interference, including interference that may cause undesired operation of the device.

## IC RF Exposure statement

### Radiation Exposure Statement:

This equipment complies with IC radiation exposure limits set forth for an uncontrolled environment.

This equipment should be installed and operated with minimum distance 20cm between the radiator & your body.

**Manufacturer:** WONDERCISE LIMITED

**Manufacturer address:** 15/F LOCKHART CTR 301-307, LOCKHART RD., WANCHAI, HK

## WONDERCISE

**Product Name :** Wondercise Tracker

**Input Voltage :** USBSV – – –

**Input Current :** 400mA (max)

**Product Number :** TR-01

Made in China



00000000000000



**FCC ID:** 2AQIRWDCTR-01

**IC:** 24078-WDCTR-01



D00000

RoHS




**RoHS**



**R 000-000000**



## Documents / Resources

	<p><a href="#">WONDERCISE WDCTR-01 Wireless Sensor</a> [pdf] User Manual WDCTR-01, WDCTR01, 2AQIRWDCTR-01, 2AQIRWDCTR01, WDCTR-01 Wireless Sensor, Wireless Sensor</p>
---	--