

Womier SK71 Pro Mechanical Keyboard



Contents [[hide](#)]

[1 Instructions For Use](#)

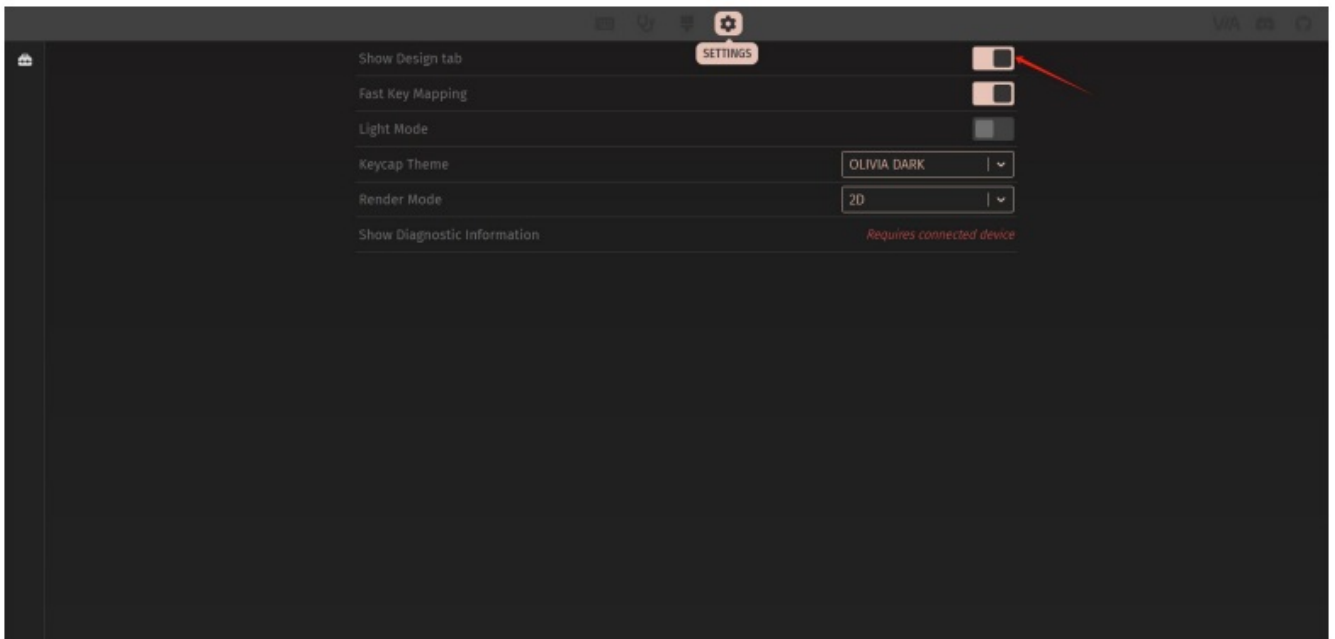
[2 Documents / Resources](#)

[2.1 References](#)

Instructions For Use

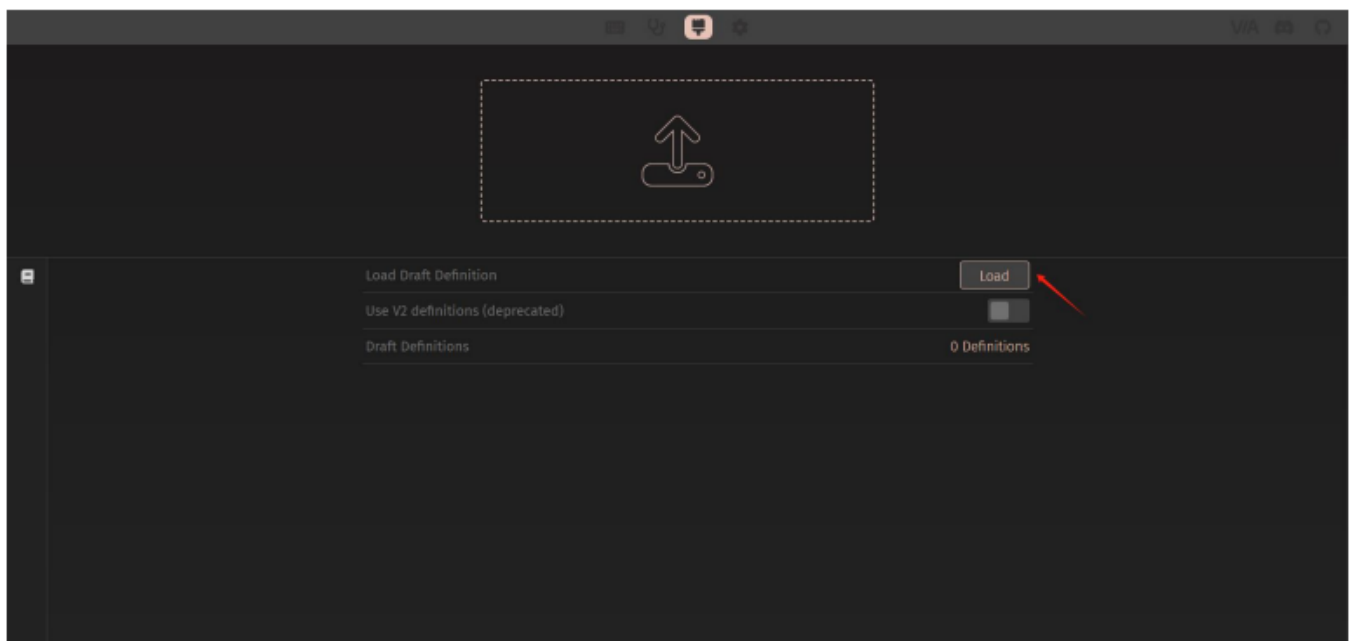
Step 1

- Download the SK71 Pro JSON File: [Link](#)
- Connect the keyboard to your PC in wired mode and open the VIA configurator: <https://usevia.app/>
- Switch on the “Show Design tab” on the Settings page.



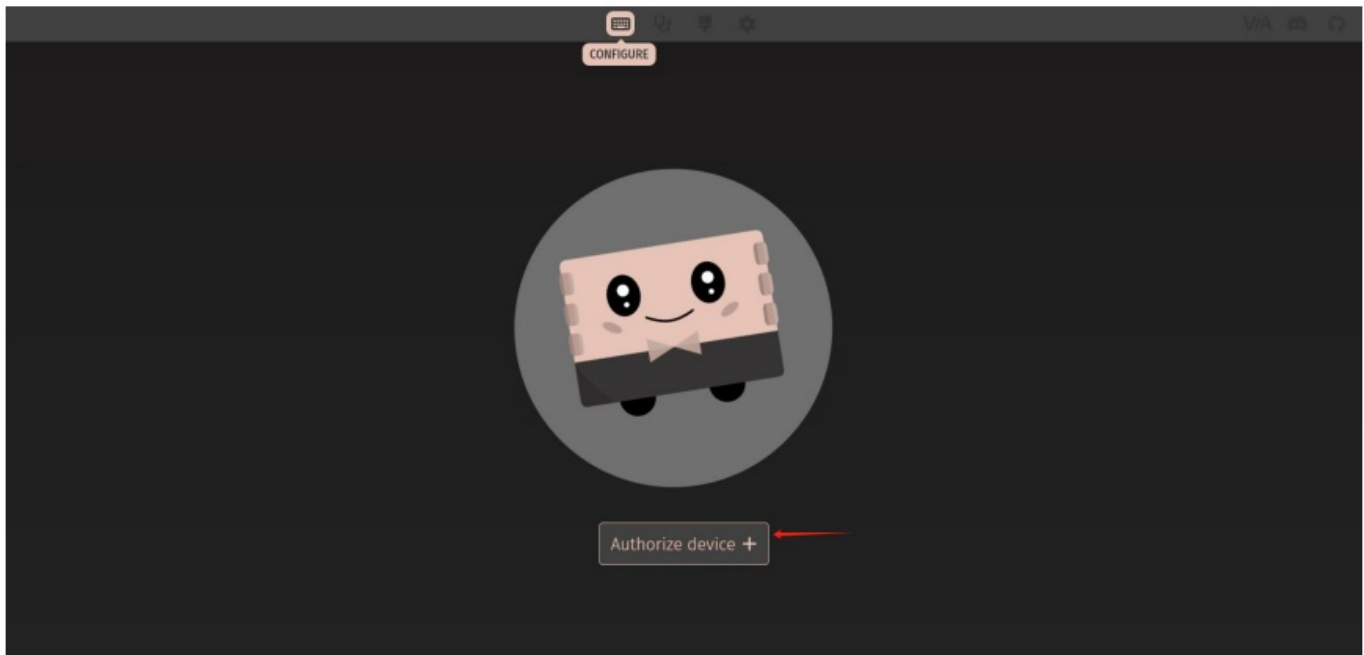
Step 2

Click “Load” and choose the JSON file you downloaded from the first step.



Step 3

Add the SK71 Pro as your device on Configure Page – Authorize Device.



Finished! Enjoy customizing your keyboard.

Documents / Resources

	Womier SK71 Pro Mechanical Keyboard [pdf] Instruction Manual SK71 Pro, SK71 Pro Mechanical Keyboard, Mechanical Keyboard, Keybo ard
--	---

References

- [User Manual](#)

📁 Keyboard, Mechanical keyboard, SK71 Pro Mechanical Keyboard, SK71_PRO,
📁 Womier Womier

Leave a comment

Your email address will not be published. Required fields are marked *

Comment *

Name

Email

Website

☐ Save my name, email, and website in this browser for the next time I comment.

Post Comment

Search:

Search

[Manuals+](#) | [Upload](#) | [Deep Search](#) | [Privacy Policy](#) | [@manuals.plus](#) | [YouTube](#)

This website is an independent publication and is neither affiliated with nor endorsed by any of the trademark owners. The "Bluetooth®" word mark and logos are registered trademarks owned by Bluetooth SIG, Inc. The "Wi-Fi®" word mark and logos are registered trademarks owned by the Wi-Fi Alliance. Any use of these marks on this website does not imply any affiliation with or endorsement.