



[Home](#) » [Woan Technology](#) » **Woan Technology W8200000 Switch Bot Presence Sensor User Manual** 

Contents [[hide](#)]

- [1 Woan Technology W8200000 Switch Bot Presence Sensor](#)
- [2 In the Box](#)
- [3 Device Instruction](#)
- [4 Preparation](#)
- [5 Installation](#)
- [6 Initial Setup](#)
- [7 Battery Replacement, Firmware, and Factory Reset](#)
- [8 Specification](#)
- [9 Contact and Support](#)
- [10 Documents / Resources](#)
 - [10.1 References](#)

Woan Technology

Woan Technology W8200000 Switch Bot Presence Sensor



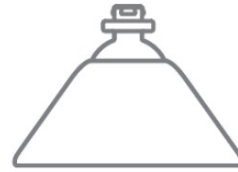
In the Box



Motion Sensor x 1



AAA batteries x 2



Base x 1



Sticker x 1

Note: The visuals used in this manual are for reference only. Due to the future updates and improvements of the product, the actual product images may differ.

Device Instruction



Reset Button



LED Indicator Light and Light Sensor

Fresnel Lens



Base

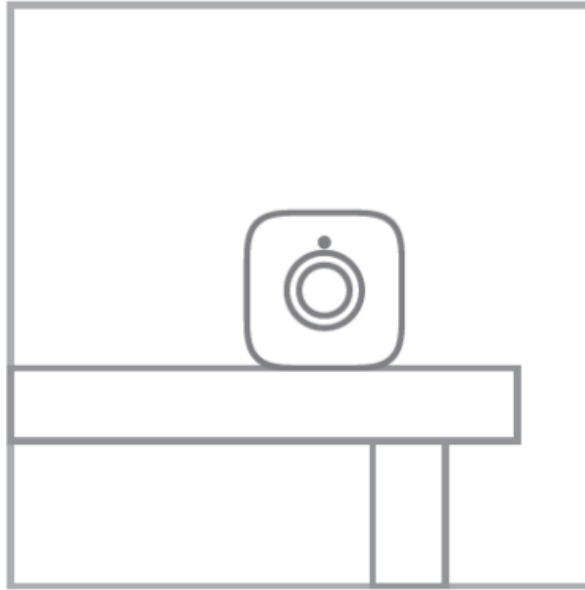
Preparation

A smartphone or tablet with Bluetooth 4.2 or above Download the SwitchBot app Create a SwitchBot account and sign in

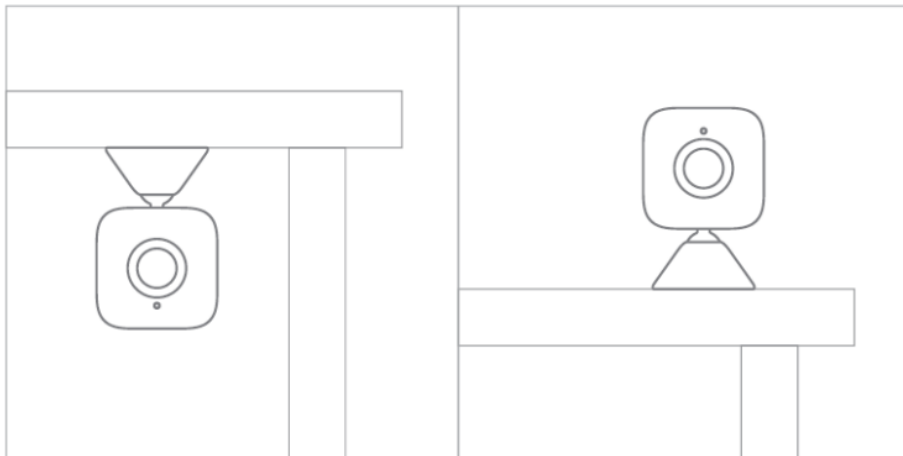


Installation

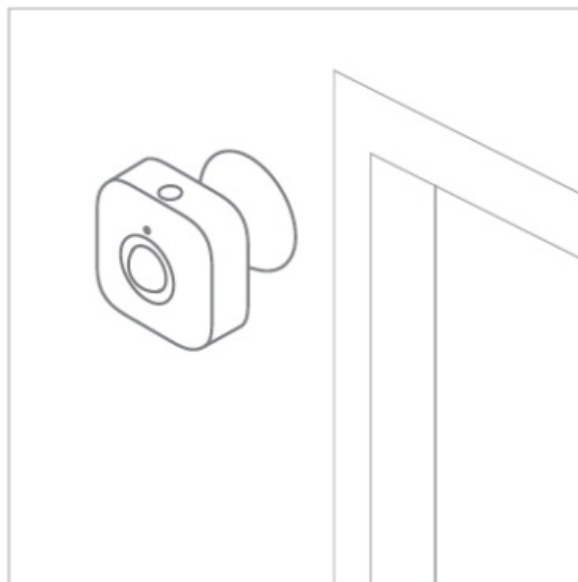
1. Place it on a tabletop.



2. Mount the Base to the back or the bottom of the Motion Sensor. Adjust the sensor angle to cover the desired space in your home. Place the sensor on a tabletop or stick it to an iron surface.

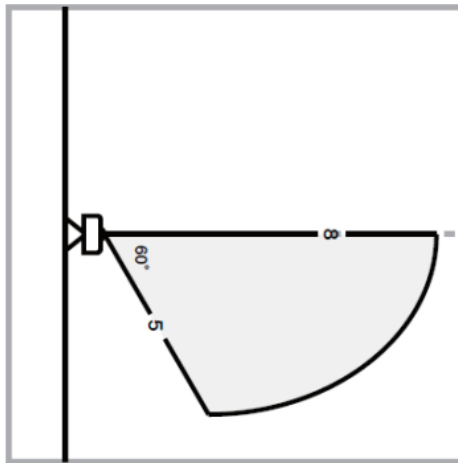
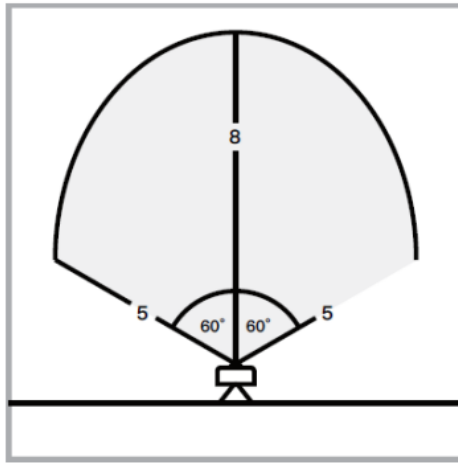


3. Stick it to a surface using the 3M Sticker.



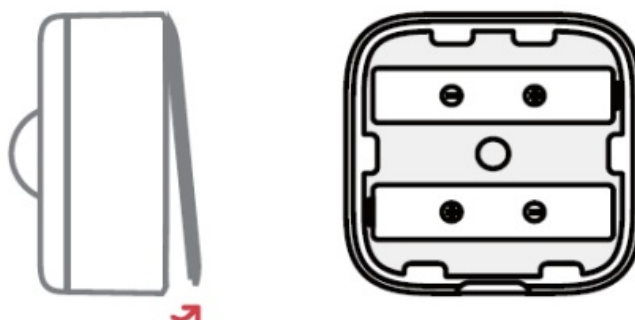
Installation Tips:

Make sure the sensor is not pointing to appliances or heat source in order to reduce interference and to avoid false alarms. The sensor senses up to 8m away and up to 120°, horizontally. The sensor senses up to 8m and up to 60°, vertically.



Initial Setup

1. Remove the back lid of the sensor. Follow the “+” and “-” marks, insert two AAA batteries into the battery box. Put the back lid back.
2. Open the SwitchBot app and sign in.
3. Tap the “+” icon on the top right of the Home page.
4. Choose the Motion Sensor icon to add the device to your account.



Battery Replacement, Firmware, and Factory Reset

Battery Replacement: Remove the back lid of the sensor. Follow the “+” and “-” marks, replace the old batteries with new ones. Put the back lid back. **Firmware** Make sure you have the up to date firmware by upgrading in time. **Factory Reset** Long Long-press the Reset Button for 15 seconds or until the LED Indicator Light is on.

Note: After the device is reset, all settings will be set to the default values and the activity logs will be erased.

Specification

- **Model Number** W1101500
- **Size** 54*54*34mm
- **Weight** 60g
- **Power & Battery Life** AAx2, typically 3 years
- **Measure Range** -10°C~60°C 20~85%RH
- **Maximum Detection Distance:** 8m
- **Maximum Detection Angle:** 120° horizontally and 60° vertically

Return and Refund Policy

This product has a one-year warranty (starting from the purchasing day). The situations below do not fit the Return and Refund Policy. Intended damage or abuse. Inappropriate storage (drop-down or soaking in water). User modifies or repairs. Using loss. Force majeure damage (Natural disasters).

Contact and Support

- **Setup and Troubleshooting:** support.switch-bot.com
- **Support Email:** support@wondertechlabs.com
- **Feedback:** If you have any concerns or problems when using our products, please kindly send feedback from the Profile> Feedback page in the SwitchBot app.

CE Warning

- **Manufacturer's Name:** Woan Technology (Shenzhen) Co., Ltd. This product is a fixed location. To comply with RF exposure requirements, a minimum separation distance of 20cm must be maintained between the user's body and the device, including the antenna. Use only the supplied or an approved antenna. This device is in compliance with the essential requirements and other relevant provisions of Directive 2014/53/EU. All essential radio test suites have been carried out.

CAUTION: RISK OF EXPLOSION IF BATTERY IS REPLACED BY AN INCORRECT TYPE. DISPOSE OF USED BATTERIES ACCORDING TO THE INSTRUCTIONS

1. The device complies with RF specifications when the device used at 20cm from your body

UKCA Warning

This product complies with the radio interference requirements of the United Kingdom Declaration of Conformity. Hereby, Woan Technology (Shenzhen) Co., Ltd. declares that the product type SwitchBot Motion Sensor is in compliance with the Radio Equipment Regulations 2017. The full text of the UK declaration of conformity is available at the following internet address: <https://uk.anker.com> The adapter shall be installed near the equipment and shall be easily accessible. Do not use the Device in an environment at too high or too low temperatures, never expose the Device under strong sunshine or too wet environment. The suitable temperature for the product and accessories is 32°F to 95°F / 0°C to 35°C. When charging, please place the device in an environment that has a normal room temperature and good ventilation. It is recommended to charge the device in an environment with a temperature that ranges from 5°C~25°C.. The plug is considered a disconnect device of the adapter.

CAUTION: RISK OF EXPLOSION IF BATTERY IS REPLACED BY AN INCORRECT TYPE. DISPOSE OF USED BATTERIES ACCORDING TO THE INSTRUCTIONS

RF exposure information:

The Maximum Permissible Exposure (MPE) level has been calculated based on a distance of d=20 cm between the device and the human body. To maintain compliance with RF exposure requirements, use products that maintain a 20cm distance between the device and the human body.

- **Frequency Range:** 2402MHz-2480MHz
- **Bluetooth Max Output Power:**-3.17 dBm(EIRP)

Your product is designed and manufactured with high-quality materials and components, which can be recycled and reused. This symbol means the product must not be discarded as household waste and should be delivered to an appropriate collection facility for recycling. Proper disposal and recycling help protect natural resources, human health and the environment. For more information on the disposal and recycling of this product, contact your local municipality, disposal service, or the shop where you bought this product.

Documents / Resources

| | |
|--|--|
| | Woan Technology W8200000 Switch Bot Presence Sensor [pdf] User Manual W8200000, 2AKXB-W8200000, 2AKXBW8200000, W8200000 Switch Bot Presence Sensor, W8200000, Switch Bot Presence Sensor, Presence Sensor, Sensor |
|--|--|

References

- [User Manual](#)

Woan Technology
2AKXB-W8200000, 2AKXBW8200000, Presence Sensor, Sensor, Switch Bot Presence Sensor, W8200000, W8200000 Switch Bot Presence Sensor, Woan Technology

Leave a comment

Your email address will not be published. Required fields are marked *

Comment *

Name

Email

Website

☐ Save my name, email, and website in this browser for the next time I comment.

Post Comment

Search:

e.g. whirlpool wrf535swhz

Search

[Manuals+](#) | [Upload](#) | [Deep Search](#) | [Privacy Policy](#) | [@manuals.plus](#) | [YouTube](#)

This website is an independent publication and is neither affiliated with nor endorsed by any of the trademark owners. The "Bluetooth®" word mark and logos are registered trademarks owned by Bluetooth SIG, Inc. The "Wi-Fi®" word mark and logos are registered trademarks owned by the Wi-Fi Alliance. Any use of these marks on this website does not imply any affiliation with or endorsement.