




WIZCHARK LC0092 9 Inch Lighted Mirror Instruction Manual

[Home](#) » [WIZCHARK](#) » WIZCHARK LC0092 9 Inch Lighted Mirror Instruction Manual 

Contents

- [1 WIZCHARK LC0092 9 Inch Lighted Mirror](#)
- [2 FEATURED](#)
- [3 How to Maintenance the mirror](#)
- [4 Components](#)
- [5 Specifications:](#)
- [6 How to use](#)
- [7 Charging the Battery](#)
- [8 Safety Precautions](#)
- [9 Documents / Resources](#)
 - [9.1 References](#)
- [10 Related Posts](#)

WIZCHARK

WIZCHARK LC0092 9 Inch Lighted Mirror



FEATURED



360 Swivel



3 color lights



Dimmable light



Touch Switch

How to Maintenance the mirror

1. Please ensure the power is turned off when you clean the mirror.
2. Please do not immerse the product in water when you clean the mirror.
3. Please use a cleaning cloth to clean the mirror.
4. Please do not use alcohol to wipe the mirror.

Warning

1. Please avoid putting the product under the sunlight.
2. Please clean the mirror regularly to extend the service life.
3. Please use the original USB cable when recharging the battery.



Attachments: 1 X Type C Charging Cable
Notice: Adaptor is not included

Attachments: 1 X Type C Charging Cable

Notice: Adaptor is not included

Components






Specifications:

- **Material:** Metal+Glass
- **Glass Mirror Diameter:** 7 inches
- **Charging Time:** 4Hours
- **Color Temperature:** 3100K-6400K
- **Built-in Battery Capacity:** 2000mAh
- **LED:** 60PCS
- **Working Time:** 3-5 Hours
- **Magnification:** 1X/10X

How to use

Fully charge the mirror before the first use.

-  to turn on/off the lights.
-  Button to change the light color.
-  to adjust the brightness.

Charging the Battery


- Plug the end of the cable into the charging port on the mirror.
- Plug the end of the cable into a USB adapter, power bank, or computer.

- When the mirror begins to charge, the power light will turn on. A red light indicates that the battery is currently charging and a green light indicates that the charging is complete.

Safety Precautions

1. When charging, please use an adapter with a rated output, of 5V=2A; an inappropriate adapter may cause product damage
 2. During the use of the product, if the light wobbles or becomes abnormal, please try to charge it ASAP; if the abnormal phenomenon does not improve after charging, please stop using it immediately.
 3. Please do not use it in unstable places(such as easy-to-fall or easy-to-dump places).
 4. It is strictly forbidden to put the product close to or throw it into a fire source to avoid the risk of fire and explosion.
 5. Please do not use it in the bathroom or any other wet conditions; this product is not specially waterproof.
-

Documents / Resources

	<p>WIZCHARK LC0092 9 Inch Lighted Mirror [pdf] Instruction Manual</p> <p>LC0092 9 Inch Lighted Mirror, LC0092, 9 Inch Lighted Mirror, Lighted Mirror, Mirror</p>
---	--

References

- [User Manual](#)