



WiZ 929003213201 String Lights Instruction Manual

[Home](#) » [wiz](#) » WiZ 929003213201 String Lights Instruction Manual 

Contents

- [1 WiZ 929003213201 String Lights](#)
- [2 INCLUDED/EXCLUDED](#)
- [3 INSTALLATION INSTRUCTIONS](#)
- [4 SAFETY INSTRUCTIONS](#)
- [5 IMPORTANT SAFETY INSTRUCTIONS](#)
- [6 Use and Care Instructions](#)
- [7 FCC](#)
- [8 Documents / Resources](#)
 - [8.1 References](#)
- [9 Related Posts](#)



WiZ 929003213201 String Lights



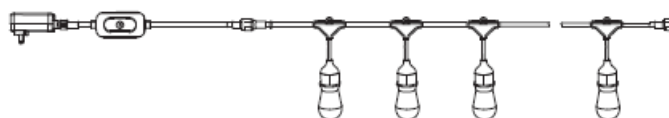
INCLUDED/EXCLUDED

Incl.

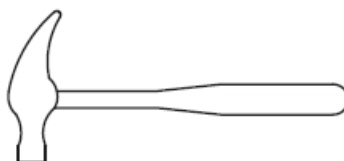
A



B



Excl.



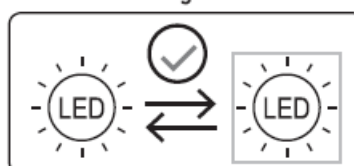
1



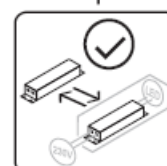
2



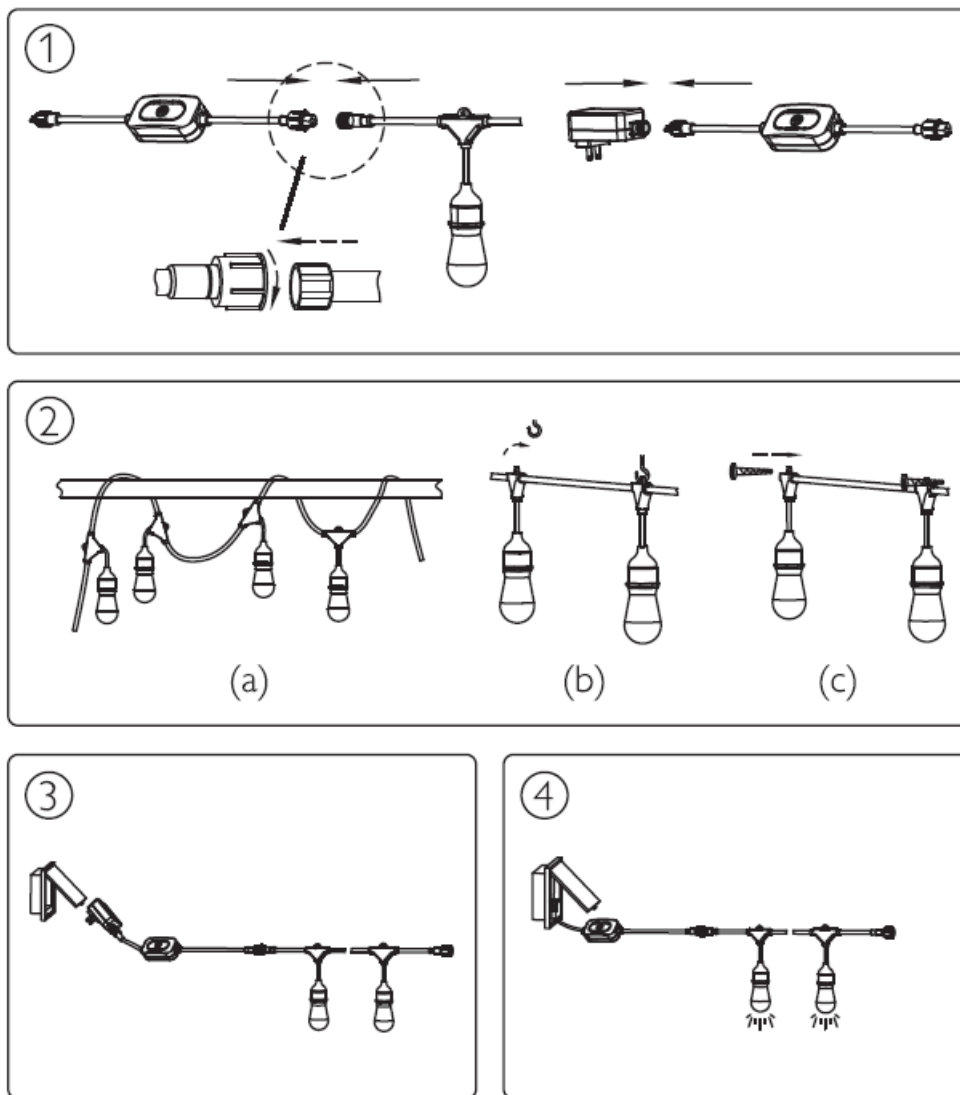
3




4



INSTALLATION INSTRUCTIONS



1. DOWNLOAD FREE WIZ APP Search for “Wiz Connected”



2. INSTALL AND PAIR LIGHT OR DEVICE

Follow the on-screen steps in the app to complete setup.



3. ENJOY BEING CONNECTED

Share with family and friends.



Need help?

Get in touch through our in-app chat support.

2022 Signify Holding ignify 3241 659 60241 Last update: 04/2022 wizconnected.com

SAFETY INSTRUCTIONS

Thank you for purchasing this WiZ product, we highly appreciate your choice for the WiZ brand and wish you lots of pleasure using your product. This manual contains definitions of all potentially applicable parameters & specifications with icons, as per International norms and safety standards. However not all of them may be applicable for the product you purchased – please refer to the icons in the Manual A. for the ones which are particularly applicable for this product. The manufacturer advises the correct use of lighting fittings! Therefore always follow these instructions to ensure correct and safe installation and functioning of the fitting, and keep them for future reference. Always consult a professional in advance, for choosing the right fastener for a secure mounting of the product. Take into account the weight of the product and the material of the mounting surface. If in doubt, consult a qualified or licensed electrician or contact your retail outlet. Ensure the product is always installed according to relevant regulations. Certain regulations indicate that electrical products must be installed only by a licensed electrician.

Always switch off the power prior to installation, maintenance or repair activities. Observe the correct colour of the wiring before installation: blue (N), brown (L) and if protection class I, yellow/green (earth). Mount wall lights out of children's reach. If the product is mounted on a metallic surface, this surface must be bonded to the protective earth conductor or to the equipotential bonding conductor of the installation. Always tighten the terminal screws firmly, especially attachments for low voltage wiring (12 V) (if applicable). It is highly recommended to regularly check and re-tighten the terminal screws over time. Keep packaging materials out of children's reach. (e.g. plastic bags, ...). Maintain interior lighting with a dry cloth duster, do not use abrasives or solvents. Avoid liquids on all electrical parts. Immediately replace a cracked or broken translucent cover and only use manufacturer approved parts. It is advised to only use "WiZ"-branded bulbs.

ATTENTION: Below you will find all the explanations with numeric reference to the icons respectively in front of these safety instructions: 01) MAX 12W: only use bulbs suitable for this product and keep within the maximum specified wattage. 02) The product is dimmable with the supplied dimmer ONLY. Do not connect to an additional dimmer. 03) Replaceable (LED only) light source by an end-user. 04) Replaceable control gear by an end-user.

Wi-Fi, the Wi-Fi CERTIFIED logo are registered trademarks of Wi-Fi Alliance. Wi-Fi CERTIFIED, WPA2, WPA3 are trademarks of Wi-Fi Alliance. The Bluetooth word and logos are registered trademarks owned by

IMPORTANT SAFETY INSTRUCTIONS

When using electrical products, basic precautions should always be followed including the following:

1. **a)** READ AND FOLLOW ALL SAFETY INSTRUCTIONS.
2. **b)** Do not use seasonal products outdoors unless marked suitable for indoor and outdoor use. When products are used in outdoor applications, connect the product to a Ground Fault Circuit Interrupting (GFCI) outlet. If one is not provided, contact a qualified electrician for proper installation.
3. **c)** This seasonal use product is not intended for permanent installation or use.
4. **d)** Do not mount or place near gas or electric heaters, fireplaces, candles or other similar sources of heat.
5. **e)** Do not secure the wiring of the product with staples or nails, or place on sharp hooks or nails.
6. **f)** Do not let lamps rest on the supply cord or on any wire.
7. **g)** Unplug the product when leaving the house, or when retiring for the night, or if left unattended.
8. **h)** This is an electric product – not a toy! To avoid risk of fire, burns, personal injury and electric shock it should not be played with or placed where small children can reach it.
9. **i)** Do not use this product for other than its intended use.
10. **j)** Do not hang ornaments or other objects from cord, wire, or tight string.
11. **k)** Do not close doors or windows on the product or extension cords as this may damage the wire insulation.
12. **l)** Do not cover the product with cloth, paper or any material not part of the product when in use.
13. **m)** Never use with an extension cord unless the plug can be fully inserted. DO NOT alter the plug.
14. **n)** To reduce the risk of electric shock, DO NOT use the product if power cord is frayed or broken.
 - o)** Read and follow all instructions that are on the product or provided with the product.
15. **p)** SAVE THESE INSTRUCTIONS

Use and Care Instructions

1. **a)** When the product is placed on a live tree, the tree should be well maintained and fresh. Do not place on live trees in which the needles are brown or break off easily. Keep the tree holder filled with water.
2. **b)** If the product is placed on a tree, the tree should be well secured and stable.
3. **c)** Before using or reusing, inspect product carefully. Discard any products that have cut, damaged, or frayed wire insulation or cords, cracks in the lampholders or enclosures, loose connections, or exposed copper wire.
4. **d)** When storing the product, carefully remove the product from wherever it is placed, including trees, branches, or bushes, to avoid any undue strain or stress on the product conductors, connections, and wires.
5. **e)** When not in use, store neatly in a cool, dry location protected from sunlight.

For using location:

For indoor and outdoor use

FCC

CAUTION – This product is rated 12 Watts. Do not overload. Connect other strings or decorative outfits end-to-end up to a maximum of 24 Watts total. Do not interconnect different types of products. (For model 9290032134) This device contains license-exempt transmitter(s)/receiver(s) that comply withISED Canada's license-exempt RSS(s). This device complies with part 15 of the FCC Rules. Operation is subject to the following two

conditions: (1) This device may not cause harmful interference, and (2) this device must accept any interference received, including interference that may cause undesired operation. NOTE: This equipment has been tested and found to comply with the limits for a Class B digital device, pursuant to Part 15 of the FCC Rules. These limits are designed to provide reasonable protection against harmful interference in a residential installation. This equipment generates, uses and can radiate radio frequency energy and, if not installed and used in accordance with the instructions, may cause harmful interference to radio communications. However, there is no guarantee that interference will not occur in a particular installation. If this equipment does cause harmful interference to radio or television reception, which can be determined by turning the equipment off and on, the user is encouraged to try to correct the interference by one or more of the following measures:

- Reorient or relocate the receiving antenna.
- Increase the separation between the equipment and receiver
- – Connect the equipment into an outlet on a circuit different from that to which the receiver is connected.
- Consult the dealer or an experienced radio/TV technician for help.

Changes or modifications not expressly approved by the party responsible for compliance could void the user's authority to operate the equipment. This device complies with FCC / ICES RSS RF exposure limits set forth for an uncontrolled environment. This device should be installed and operated with minimum distance 20cm (8 inches) between the device and user body.

Documents / Resources

	WiZ 929003213201 String Lights [pdf] Instruction Manual 929003213201 String Lights, 929003213201, String Lights
--	--

References

- w. wizconnected.com