



WiZ 324165681283 3FT RGB Wi-Fi LED Smart Color Changing Light Strip Extension User Manual

[Home](#) » [wiz](#) » WiZ 324165681283 3FT RGB Wi-Fi LED Smart Color Changing Light Strip Extension User Manual



Contents

- [1 WiZ 324165681283 3FT RGB Wi-Fi LED Smart Color Changing Light Strip Extension](#)
- [2 WHAT'S IN THE BOX](#)
- [3 INSTALLATION](#)
- [4 DIMENSIONS](#)
- [5 PRODUCT INFORMATION](#)
- [6 IMPORTANT SAFETY INSTRUCTIONS](#)
- [7 FCC STATEMENT](#)
- [8 Documents / Resources](#)
 - [8.1 References](#)
- [9 Related Posts](#)




WiZ 324165681283 3FT RGB Wi-Fi LED Smart Color Changing Light Strip Extension



WHAT'S IN THE BOX



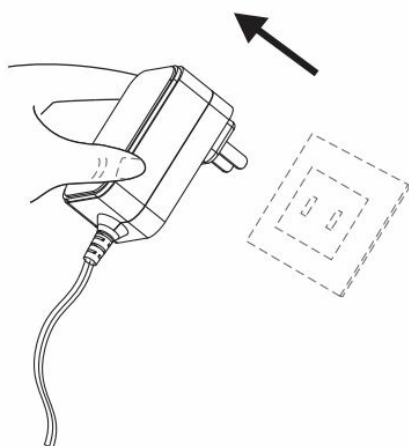
— [01] x 1



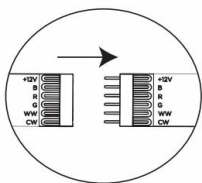
— [02] x 1

INSTALLATION

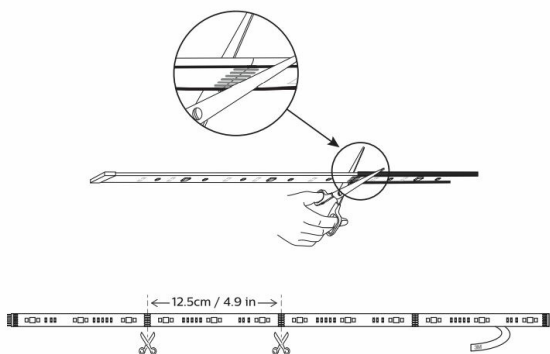
1



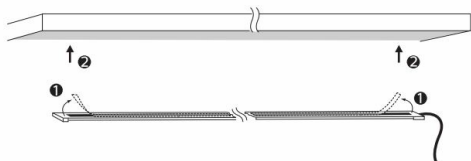
2



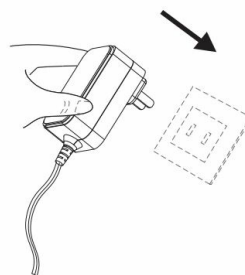
3



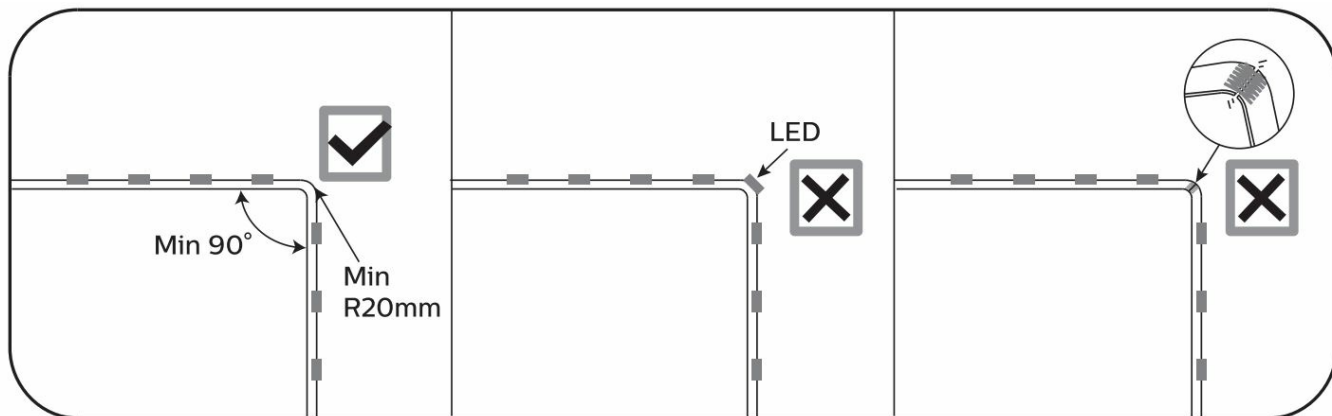
4



5



DIMENSIONS



PRODUCT INFORMATION

Only works with a WiZ LED strip 2m starter kit (**Model:** 9290025266). The maximum overall length of the light strip should not exceed 33 feet connected to one Wi-Fi controller.

- Not intended for use with emergency exit lights.
- Suitable for damp locations.
- To prevent early failure, the lamp should be installed in an operating environment ranging from -4°F / -20°C to +95°F / +35°C.
- **Caution:** Risk of shock – Turn off power before inspection, installation, or removal.
- Do not open the light strip. No user-serviceable parts inside.

IMPORTANT SAFETY INSTRUCTIONS

- This product has a polarized plug (one blade is wider than the other) as a feature to reduce the risk of electric shock.
- This plug will fit in a polarized outlet only one way. If the plug does not fit fully in the outlet, reverse the plug.
- If it still does not fit, contact a qualified electrician. If it is necessary to use an extension cord, only do so if the light strip plug can be fully inserted into the extension cord, and the extension cord can be fully inserted into the electrical outlet.
- Do not alter the plug.

CAUTION:

1. Use only insulated staples or plastic ties to secure cords.
2. Route and secure cords so that they will not be pinched or damaged by furniture.
3. Not intended for recessed installation in ceilings.
4. The National Electrical Code (NEC) does not permit cords to be concealed where damage to insulation may go unnoticed. To prevent fire danger, do not run cords behind walls, ceilings, soffits, or cabinets where it may be inaccessible for examination. Cords should be visually examined periodically and immediately replaced when any damage is noted.

FCC STATEMENT

1. If necessary, the light strip may be cut to shorten its overall length. Only cut at designated locations (see instruction sheet). Once cut, the light strip cannot be reconnected.

This device complies with Part 15 of the FCC Rules and Industry Canada license-exempt RSS standard(5). Operation is subject to the following two conditions:

1. This device may not cause harmful interference, and
2. This device must accept any interference received, including interference that may cause undesired operation.

CAN ICES-005 (B) / NMB-005(B)

Changes or modifications not expressly approved by the party responsible for compliance could void the user's


authority to operate the equipment. This device has been tested and found to comply with the limits for a Class B digital device under Part 15 of the FCC Rules. These limits are designed to provide reasonable protection against harmful interference in a residential installation. This device generates, uses, and can radiate radio frequency energy and, if not installed and used by the instructions, may cause harmful interference to radio communications.

However, there is no guarantee that interference will not occur in a particular installation. If this device does cause harmful interference to radio or television reception, which can be determined by turning the device off and on, the user is encouraged to try to correct the interference by one or more of the following measures.

- Reorient or relocate the receiving antenna
- Increase the separation between the device and the receiver
- Connect the device to an outlet on a circuit different from that to which the receiver is connected
- Consult the dealer or an experienced radio/television technician for help.

Wi-Fi® and the Wi-Fi logo are registered trademarks of Wi-Fi Alliance. Amazon, Alexa, and all related logos are trademarks of Amazon.com Inc. or its affiliates. Google, Google Play, and the Google Play logo are trademarks of Google LLC. The Apple logo and Siri are trademarks of Apple Inc., registered in the U.S. and other countries and regions. App Store is a service mark of Apple Inc. All product names, logos, brands, and trademarks are the property of their respective owners. Any use of such marks by Signify is under license.

Documents / Resources

	<p>WIZ 324165681283 3FT RGB Wi-Fi LED Smart Color Changing Light Strip Extension [pdf]</p> <p>User Manual</p> <p>3FT RGB Wi-Fi LED Smart Color Changing Light Strip Extension, 3FT, RGB Wi-Fi LED Smart Color Changing Light Strip Extension, Color Changing Light Strip Extension, Light Strip Extension, Strip Extension</p>
---	--

References

- [User Manual](#)