



WISENET ANE-L6012R Network Camera User Guide

[Home](#) » [WISENET](#) » WISENET ANE-L6012R Network Camera User Guide 

WISENET

ANE-L6012R Network Camera
User Guide



NETWORK CAMERA
Quick Guide
ANE-L6012R
ANE-L7012R



<https://www.hanwha-security.com/en/data-center/download-data/camera/>

Contents

- 1 ANE-L6012R Network Camera
- 2 SAFETY INFORMATION
- 3 COMPONENT
- 4 INSTALLATION
- 5 PASSWORD SETTING
- 6 Documents / Resources
 - 6.1 References
- 7 Related Posts

ANE-L6012R Network Camera

Important

Please check 'Manuals' from our website, before connecting to the Supply,
<https://www.hanwha-security.com/en/data-center/download-data/>

Warranty

Please check "Product warranty information" from our website.

<https://www.hanwha-security.com/support/warranty/>

We recommend to use the officially compatible VMS version or latest Hanwha NVR version when integrating with VMS or Hanwha NVR.



Hanwha Techwin cares for the environment at all product manufacturing stages, and is taking measures to provide customers with more environmentally friendly products.

The Eco mark represents Hanwha Techwin's devotion to creating environmentally friendly products, and indicates that the product satisfies the EU RoHS Directive.



Correct Disposal of This Product (Waste Electrical & Electronic Equipment)

(Applicable in the European Union and other European countries with separate collection systems)

This marking on the product, accessories or literature indicates that the product and its electronic accessories (e.g. charger, headset, USB cable) should not be disposed of with other household waste at the end of their working life. To prevent possible harm to the environment or human health from uncontrolled waste disposal, please separate these items from other types of waste and recycle them responsibly to promote the sustainable reuse of material resources.

Household users should contact either the retailer where they purchased this product, or their local government office, for details of where and how they can take these items for environmentally safe recycling. Business users should contact their supplier and check the terms and conditions of the purchase contract. This product and its electronic accessories should not be mixed with other commercial wastes for disposal.




Correct disposal of batteries in this product

(Applicable in the European Union and other European countries with separate battery return systems.)

This marking on the battery, manual or packaging indicates that the batteries in this product should not be disposed of with other household waste at the end of their working life. Where marked, the chemical symbols Hg, Cd or Pb indicate that the battery contains mercury, cadmium or lead above the reference levels in EC Directive 2006/66. If batteries are not properly disposed of, these substances can cause harm to human health or the environment.


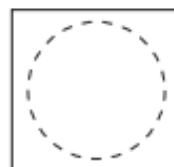

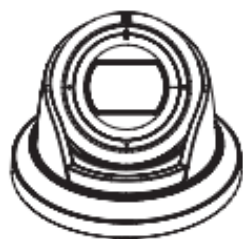
To protect natural resources and to promote material reuse, please separate batteries from other types of waste and recycle them through your local, free battery return system.

SAFETY INFORMATION

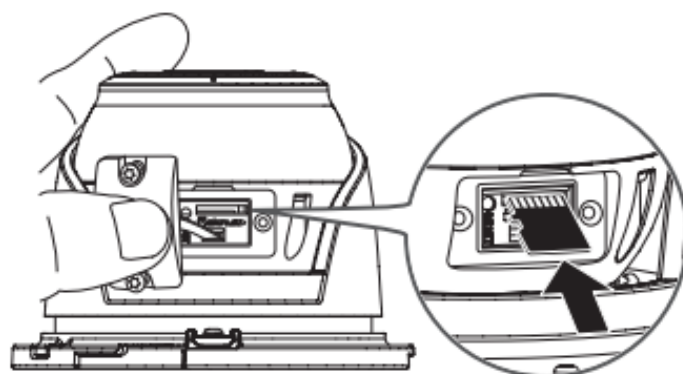


COMPONENT

As for each sales country, accessories are not the same.

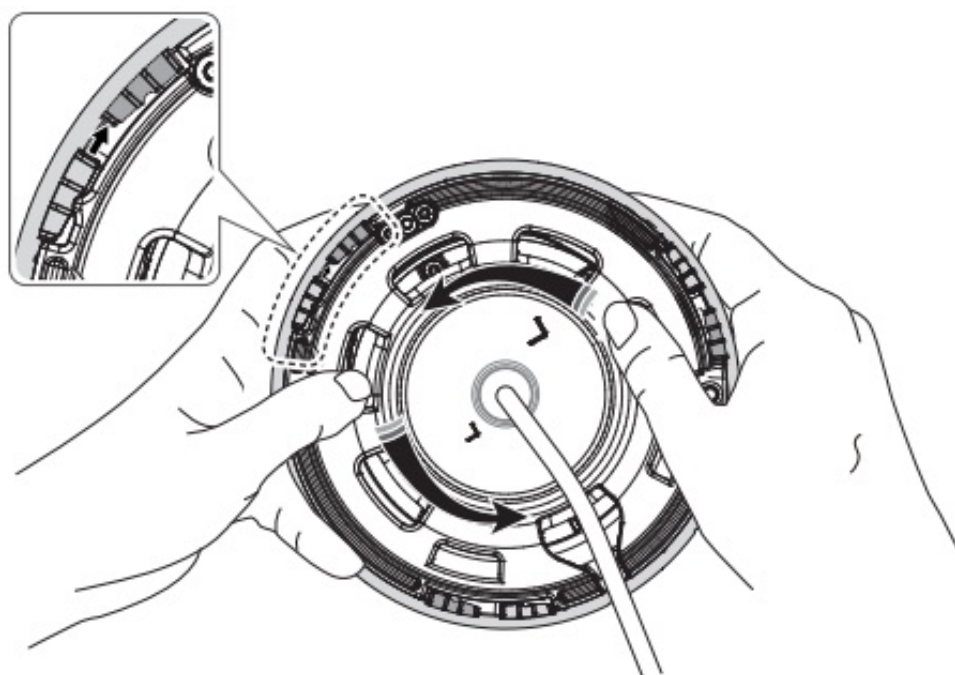


- Not Included : SD CARD

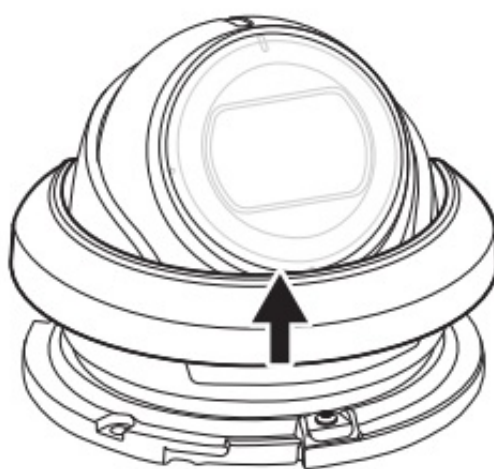


INSTALLATION

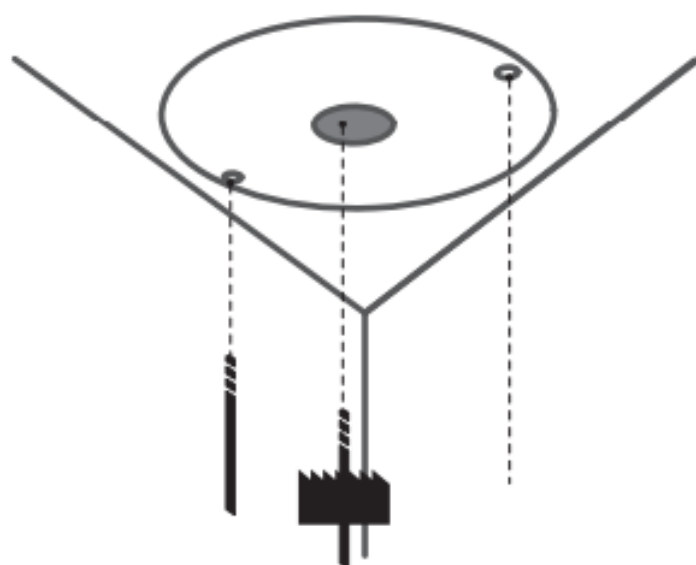
1



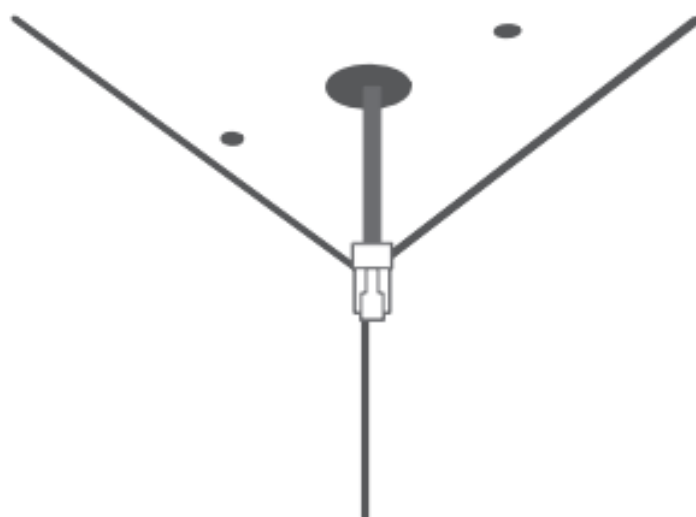
2



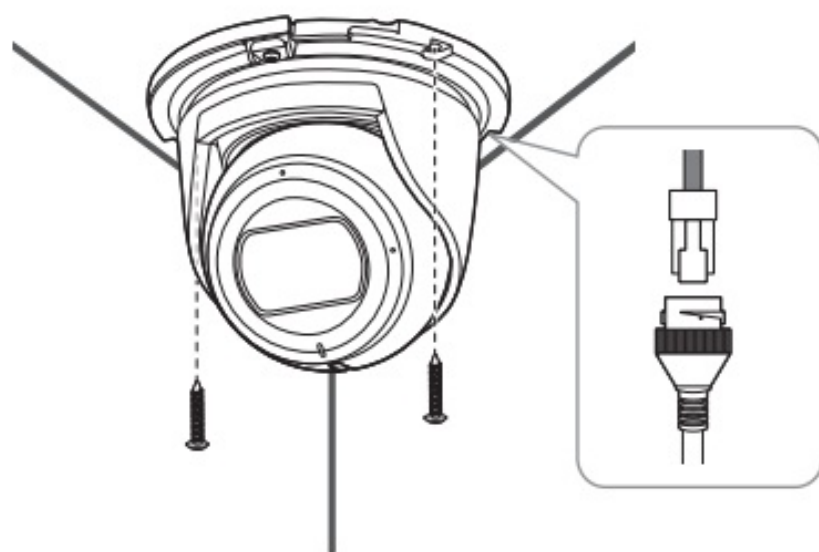
3



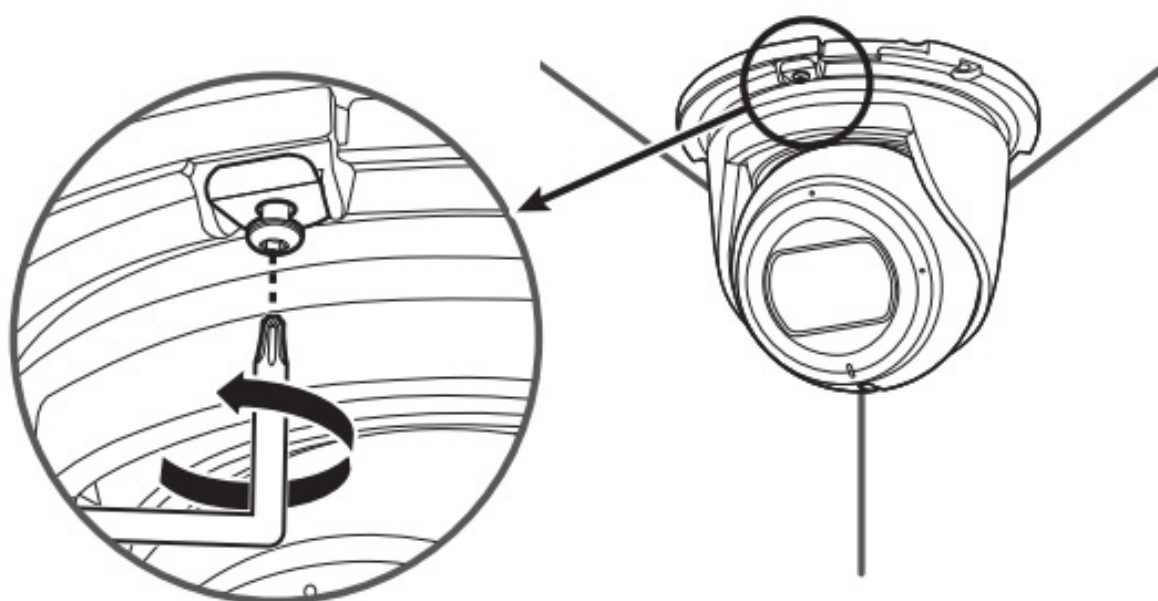
4



5



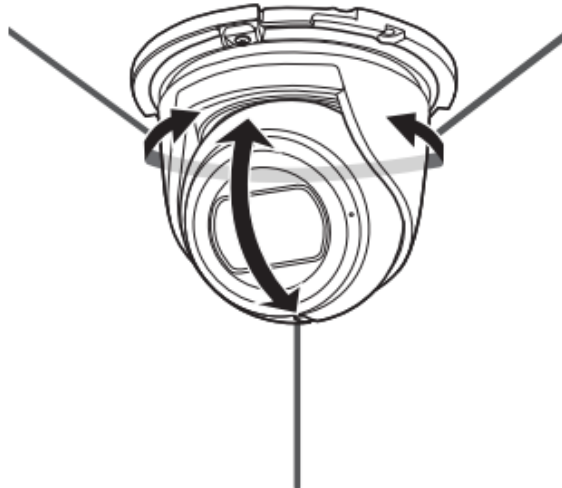
6



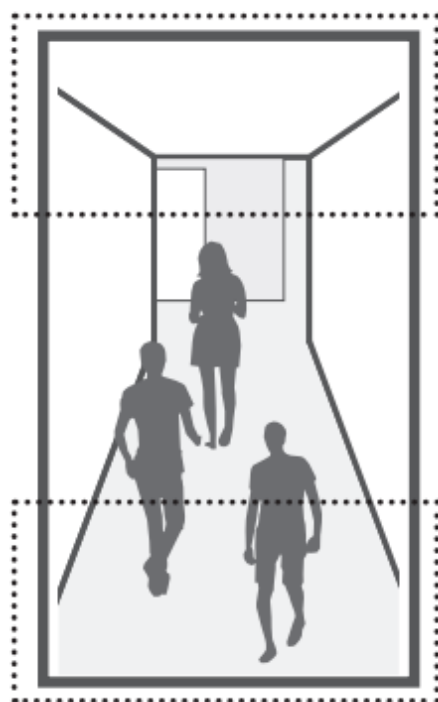
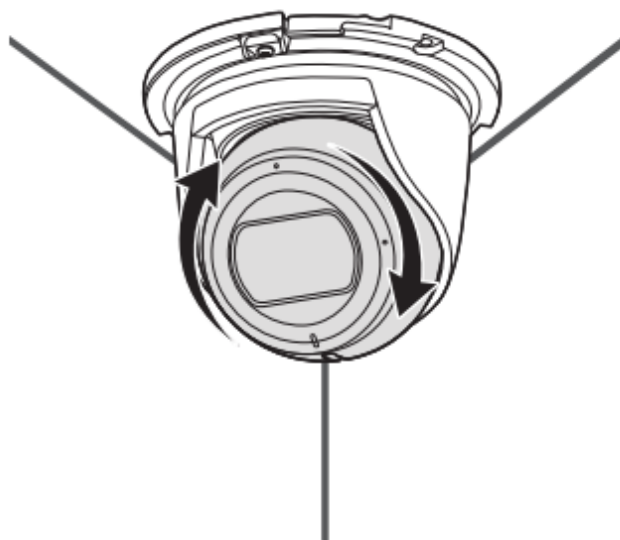
7

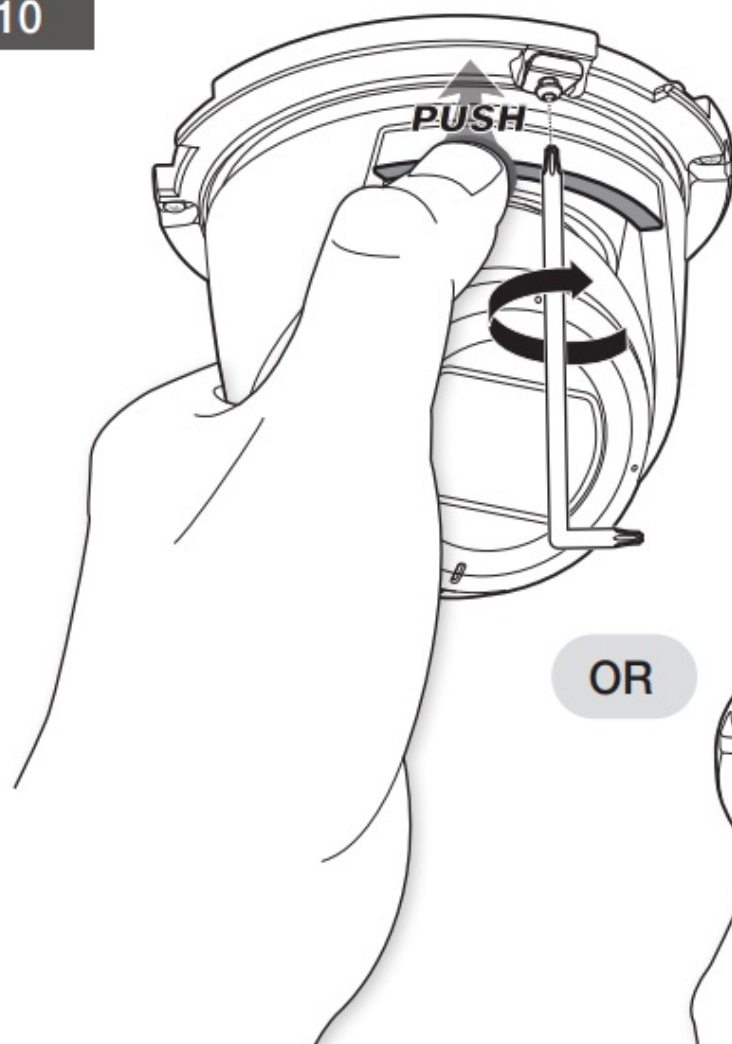


8

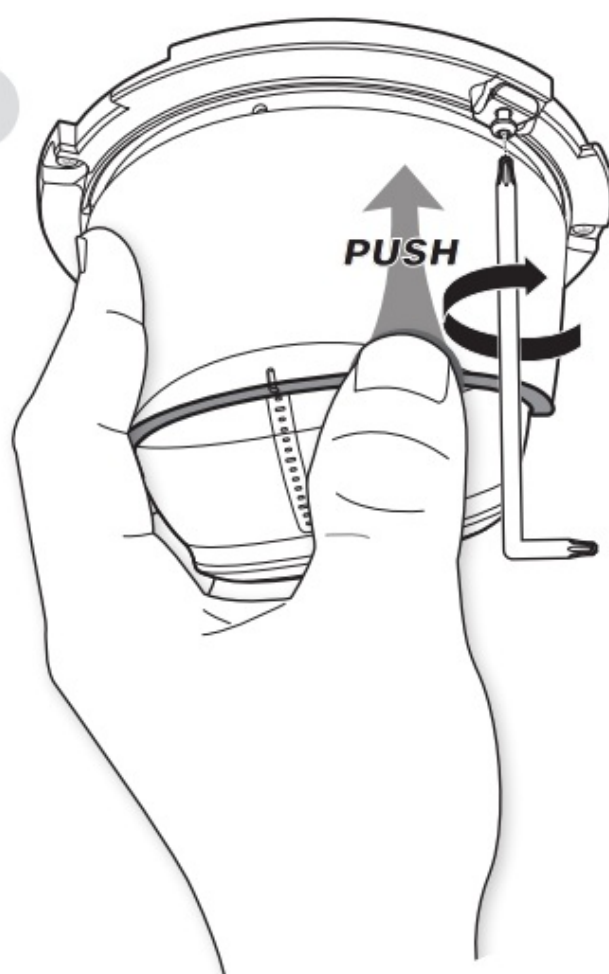


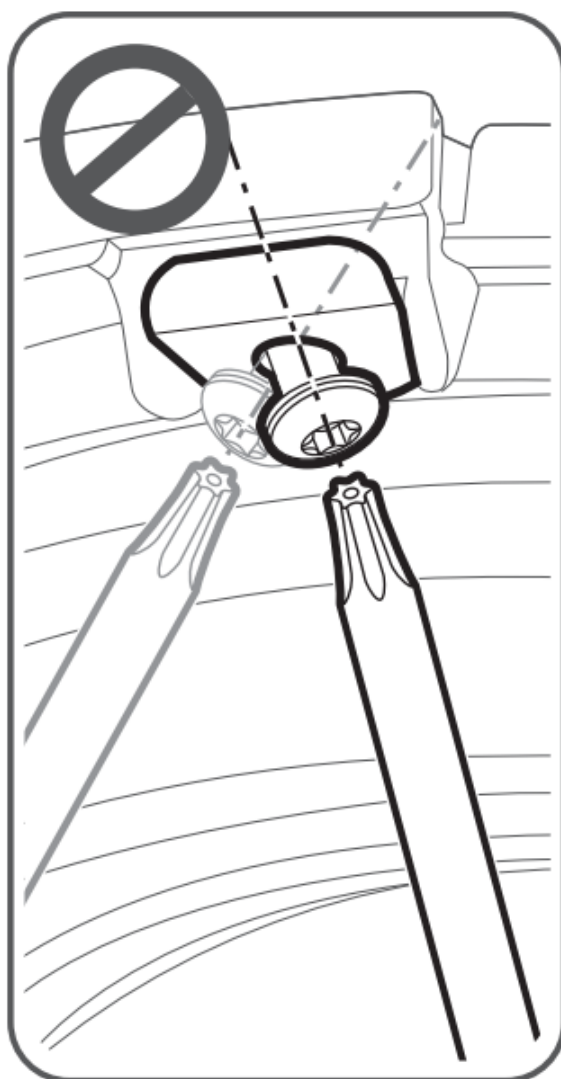
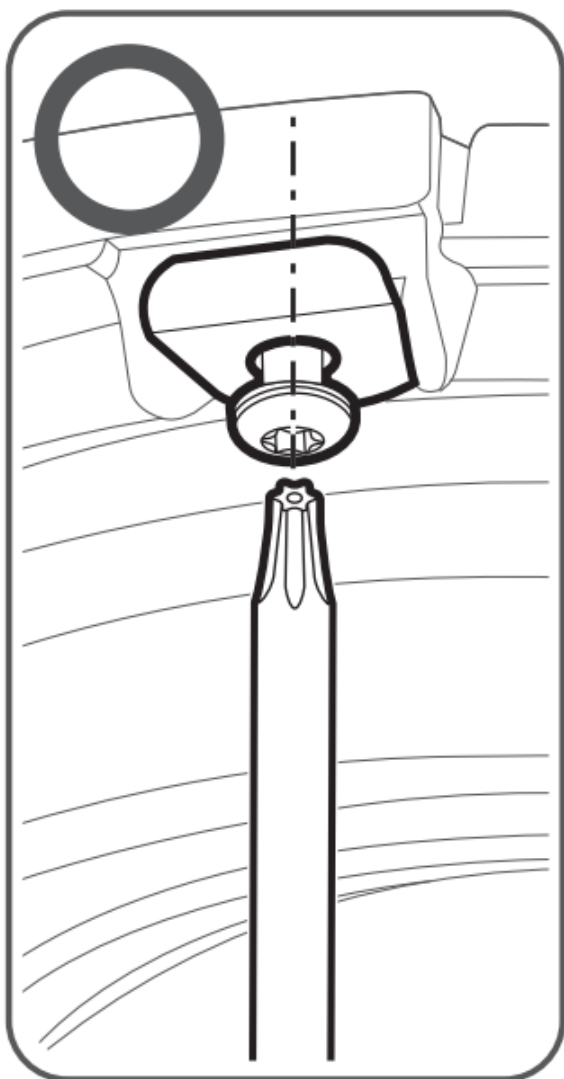
9



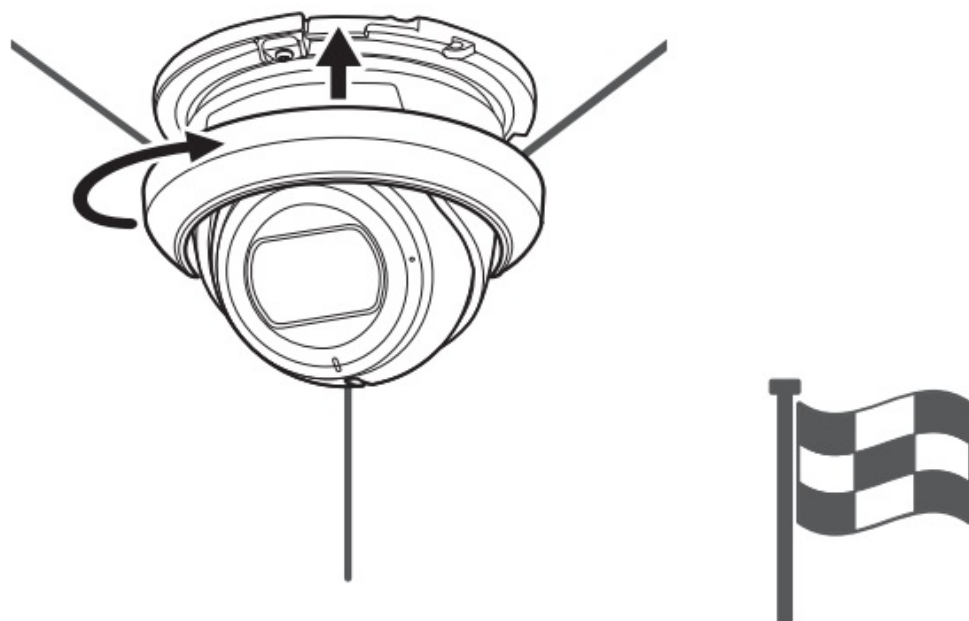


OR





Don't install the screws at an angle.



PASSWORD SETTING

When you access the product for the first time, you must register the login password.

Administrator password change

New password

Confirm new password

- If the password is 8 to 9 characters long, it must include at least 3 of the following character types: English uppercase letters, English lowercase letters, numbers, and special characters.
- If the password is 10 characters or longer, it must include at least 2 of the following character types: English uppercase letters, English lowercase letters, numbers, and special characters.
- ID may not be used as password. The password and ID cannot be identical.
- The following special characters can be used: ~`!@#\$%^&*()_-=[]\|;:“<>.,?/
- You may not use more than 4 consecutive characters. (example: 1234, abcd, etc.)
- You may not use the same character 4 or more times consecutively. (example: !!!!!, 1111, aaaa, etc.)

Apply

For a new password with 8 to 9 digits, you must use at least 3 of the following: uppercase/ lowercase letters, numbers and special characters. For a password with 10 to 15 digits, you must use at least 2 types of those mentioned.

– Special characters that are allowed. : ~`!@#\$%^&*()_-=[]\|;:“<>.,?/

Space is not allowed for password.

For higher security, you are not recommended to repeat the same characters or consecutive keyboard inputs for your passwords.

If you lost your password, you can press the [RESET] button to initialize the product. So, don't lose your password by using a memo pad or memorizing it.



Covered by patents at patentlist.accessadvance.com

Head Office

6, Pangyo-ro 319 beon-gil, Bundang-gu, Seongnam-si,
Gyeonggi-do, 463-400 Rep. of KOREA
Tel : +82.70.7147.8753 Fax : +82.31.8018.3740

www.hanwha-security.com

Hanwha Techwin America

500 Frank W. Burr Blvd. Suite 43 Teaneck, NJ 07666
Toll Free : +1.877.213.1222 Direct : +1.201.325.6920
Fax : +1.201.373.0124

www.hanwhasecurity.com

Hanwha Techwin Europe

Heriot House, Heriot Road, Chertsey, Surrey, KT16 9DT, United Kingdom
Tel : +44.1372.235663 Fax : +44.1932.57.8101

www.hanwha-security.eu

Hanwha Techwin(Tianjin) Co.Ltd

Room 3F2C302, microelectronics investment service center, no.1 qianxuesen road, microelectronics industrial park, Tianjin economic and technological development area, China 800.818.1212 / 400.690.6677

www.hanwha-security.cn

Hanwha Techwin Middle East FZE

JAFZA View 18, 20th floor, office 2001, 2002, 2003, Downtown Jebel Ali,
Dubai, United Arab Emirates

www.hanwha-security.com


Hanwha Techwin Vietnam Hanoi Office

28th Floor, Handico Building, Pham Hung Street, Me Tri ward, Nam Tu Liem District, Hanoi City, Vietnam
Tel : +84.91.982.40.88



www.hanwha-security.com



Documents / Resources

	<p>WISeNeT ANE-L6012R Network Camera [pdf] User Guide ANE-L6012R, ANE-L7012R, ANE-L6012R Network Camera, ANE-L6012R, Network Camera, Camera</p>
---	---

References

-  [Hanwha Vision - Global Vision Solution Provider](#)
-  [Hanwha Vision Europe Limited - Total technology security solutions provider](#)

-  [Hanwha Vision - Innovative Video Surveillance Systems](#)
-  [■■■■ - ■■■■ CCTV No.1](#)
-  [Warranty : Hanwha Vision - Security Global Leader](#)

Manuals+.