



# WIRE MONKEY UFO Lamé Circular Round Lamé Scoring Sourdough Bread Instructions

[Home](#) » [WIRE MONKEY](#) » WIRE MONKEY UFO Lamé Circular Round Lamé Scoring Sourdough Bread Instructions 

## Contents

- [1 WIRE MONKEY UFO Lamé Circular Round Lamé Scoring Sourdough Bread](#)
- [2 INTRODUCTION](#)
- [3 HOW TO USE](#)
- [4 Documents / Resources](#)
- [5 Related Posts](#)



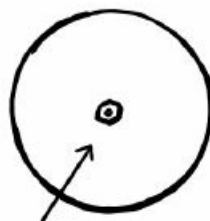
**WIRE MONKEY UFO Lamé Circular Round Lamé Scoring Sourdough Bread**



## INTRODUCTION

Hello fellow baker! Thank you for purchasing a UFO lame. I know you're excited to get started, but please take a moment to slowly work through the steps below and learn how to install the blade safely into your UFO lame. It may seem complicated, but once you've done it a few times, it will quickly become second nature. Let us remind you that razor blades are unforgivingly sharp and you must be very cautious when handling them. If you would like to see a video of the blade installation process, please go to the [wiremonkey.com](http://wiremonkey.com) FAQ section (The QR code will take you there.)

### UFO Bottom disc half



Hex nut with hole

## HOW TO USE

1. Rotate the bottom disc of UFO counterclockwise until you can separate the top and bottom halves.



2. Carefully remove and unwrap the blade.



3. Center the blade on the protruding center screw of the top half of the UFO, then reassemble and align the two UFO discs.



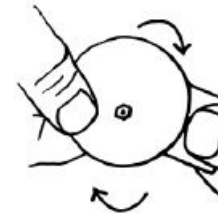
4. Turn the bottom disc clockwise to begin tightening. Do not tighten too much.




5. After a few turns, when the two discs hold together, shake until the blade drops down.



6. Carefully hold the protruding part of the blade with one hand while rotating the bottom disc clockwise until tight.



7. Now, with all fingers underneath and thumbs on top of the UFO, carefully tighten until the blade is securely held in place. Do not over-tighten. Very little force is required to prevent the blade from moving.



8. After scoring, hold the UFO as shown in step 7 and loosen the two halves. You can now tuck the blade safely inside of the UFO and retighten it for safe storage.



Keep your UFO well-oiled. This will prevent the wood from drying out or warping if it comes into contact with moisture. Use a food-safe oil that will not go rancid over time. We highly recommend Wire Monkey brand fractionated coconut oil. You can remove dried flour residue with a stiff bristle brush.


## CAUTION

RAZOR BLADES ARE VERY SHARP AND CAN INJURE YOU.

Always keep your fingers and body away from the sharp edge of the blade. Keep out of children's reach. Dispose of blades properly. Wire Monkey will not be held responsible for the injury.



## Documents / Resources



[WIRE MONKEY UFO Lamé Circular Round Lamé Scoring Sourdough Bread](#) [pdf]

Instructions

UFO Lamé Circular Round Lamé Scoring Sourdough Bread, UFO Lamé, Circular Round Lamé Scoring Sourdough Bread, Lamé Scoring Sourdough Bread, Scoring Sourdough Bread, Sourdough Bread, Bread