



Winston Round KD Base Only and Alternative Top Installation Guide

[Home](#) » [Winston](#) » Winston Round KD Base Only and Alternative Top Installation Guide 

Winston Round KD Base Only and Alternative Top Installation Guide



Table Assembly Instructions for Round KD (Knock Down) Base Only & Alternative Top

NOTE- Table design is for illustrative purposes only. Your actual table design might look different.

IMPORTANT: Two people are recommended to effectively and safely assemble this table due to the size and weight of the product.

Tools required for assembly: 7/16" wrench or adjustable wrench

Refer to illustration

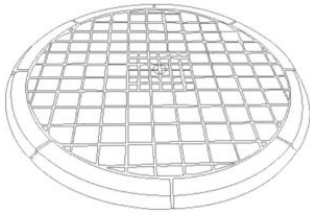

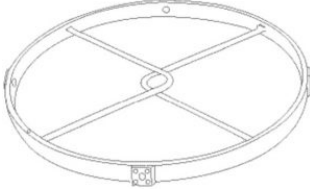


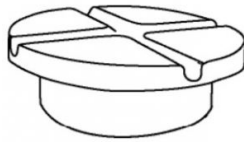

1. Place Table TOP (A) upside down on a clean, level surface that will not mar or potentially scratch the top side of the top.
2. Using a 1 ¼" hex head bolt (D) and washer (E), attach the inner ring (B) to table leg (C). NOTE- make sure the drain holes on the inner ring (B) are facing up for assembly. The attaching point of the legs (C) to the inner ring

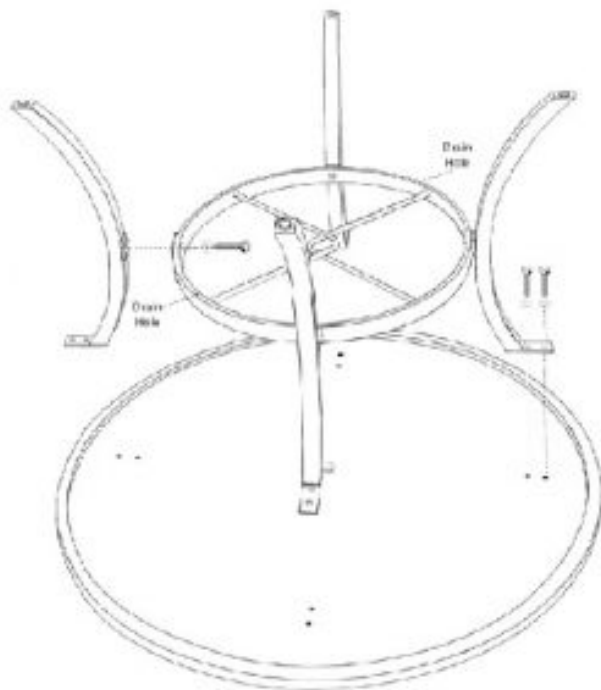
- (B) is designed to “lock” together. Hand tighten loosely. Repeat this step for the remaining three legs.
3. Place loosely assembled table base onto the table top and align holes on legs with holes in the underside of the top. Using a ¾” hex head bolt and washer, screw the legs to the top. Very loosely hand tighten the two bolts per leg until all four legs are attached to the top.
 4. Hand tighten all connections then securely tighten with wrench.

Turn table right side up and enjoy!

Safety First:

- An umbrella base must be used with an umbrella
- When umbrella is not in use or in high wind or inclement weather, it is recommended that the umbrella be removed from the table and stored.
- Never leave an unattended umbrella open.
- Never sit or stand on the table


PARTS							
	DESCRIPTION	PICTURE	QTY		DESCRIPTION	PICTURE	QTY
A	Table Top		1	E	Flat Washer		12
B	Inner Ring		1	F	3/4" Short Bolt		8
C	Table Leg		4	G	Umbrella Hole Plug (if applicable)		1
D	1 1/4" Long Bolt		4				



Contents

- [1 Documents / Resources](#)
- [2 Related Posts](#)

Documents / Resources

	Winston Round KD Base Only and Alternative Top [pdf] Installation Guide Round KD Base Only and Alternative Top
---	---