



WINNCARE e-Station Moving and Handling User Manual

[Home](#) » [WINNCARE](#) » WINNCARE e-Station Moving and Handling User Manual 

WINNCARE e-Station Moving and Handling User Manual



Contents

- [1 Charging one Luna](#)
- [2 Charging two Luna simultaneously](#)
- [3 Verify installation](#)
- [4 Troubleshooting](#)
- [5 Annual service](#)
- [6 Documents / Resources](#)
 - [6.1 References](#)
- [7 Related Posts](#)

Charging one Luna



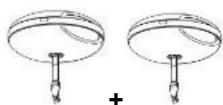
1



2



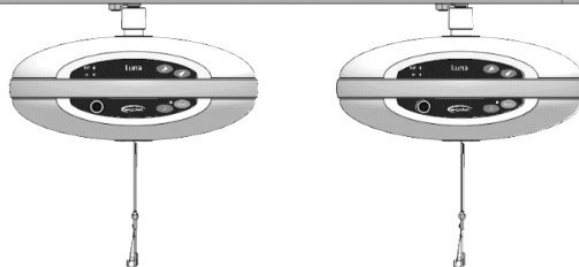

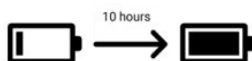
Charging two Luna simultaneously



1



2



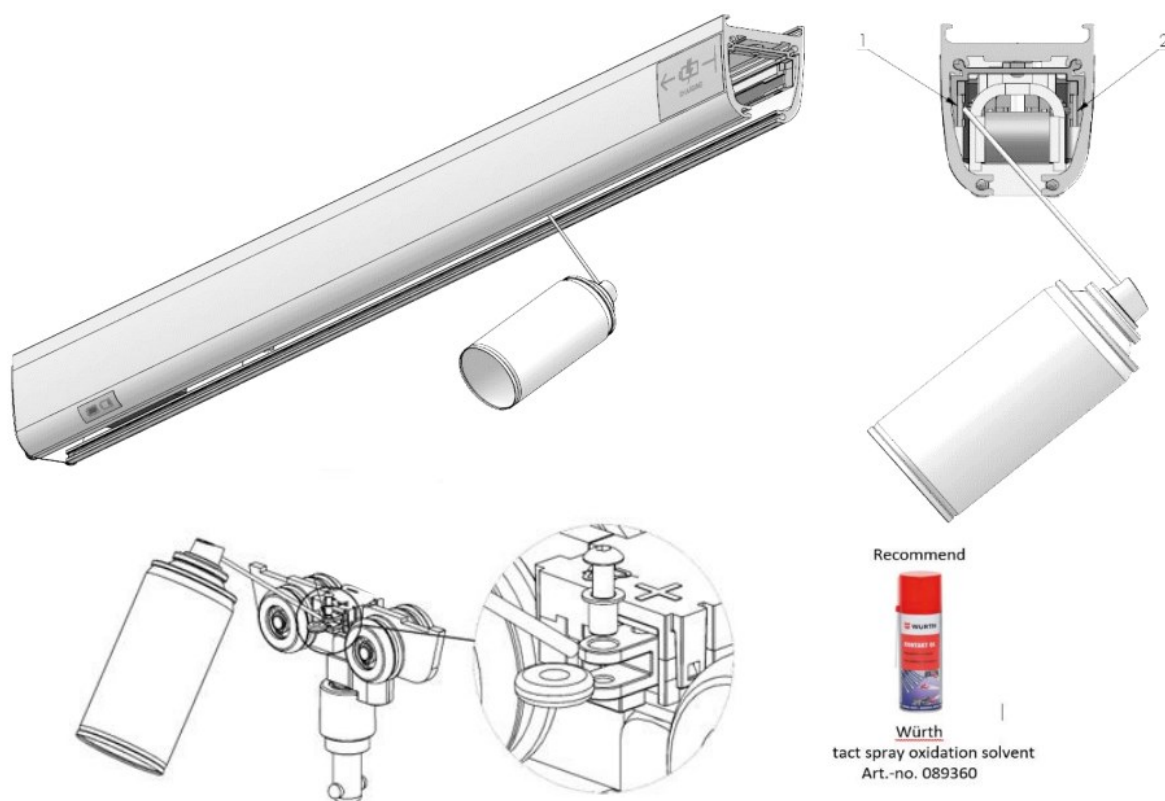
Verify installation

To do:	Charger light identification:	Not charging:
Move the Luna into the e- Station.	Green diode = Fully charged Red diode = Charging	If the diode doesn't change from green to red, while moving the Luna up and down. See Troubleshooting.

Troubleshooting

Description:	Error:	Solution:
No light indication on the charger.	Charger is not connected to the main supply.	Connect charger to the main supply.
Luna not charging. Charger light indication is on.	Conductor kit's polarity is not the same, for both the e- Station and the cart.	See installation guide – Conductor kit alignment.
	Damaged/dirty conductor wheels.	See annual service.

Annual service



Manufacturer:


WinnCare Nordic ApS
Taarnborgvej 12C
4220 Korsoer
Denmark
www.winnCare.com

Distributor/service:

Date: 05.10.2021
Version: 1



Documents / Resources

	<p>WINNCARE e-Station Moving and Handling [pdf] User Manual e-Station Moving and Handling, e-Station, Moving and Handling, Handling</p>
---	---

References

- [WINCARE Group: Manufacturer of medical beds, treatment and prevention of bedsores: therapeutic mattresses and cushions, lifts and furniture for healthcare institutions. - Wincare Group](#)