



WIND ZERO Wind Meter and Receiver User Guide

[Home](#) » [WIND ZERO](#) » WIND ZERO Wind Meter and Receiver User Guide 

Contents

- [1 WIND ZERO Wind Meter and Receiver](#)
- [2 Product Information](#)
- [3 Product Usage Instructions](#)
- [4 INSTALLATION](#)
- [5 Documents / Resources](#)
 - [5.1 References](#)
- [6 Related Posts](#)



WIND ZERO Wind Meter and Receiver



Thank you for purchasing the Wind Zero! Here is some detailed information about the product and instructions on how to use it:

Product Information

- The Wind Zero is a device that measures wind speed and transmits data to a receiver.
- The package includes the Wind meter, receiver, and antennas.
- The Wind meter has an On/Off button and an LED indicator.
- The receiver also has an On/Off button and an LED indicator.
- If you encounter difficulties connecting to the receiver, you can use the Adafruit Bluefruit LE Connect app from the iOS App or Google Play Store.

Product Usage Instructions

1. Start by installing the antennas on both the Wind meter and the receiver.
2. Push the On/Off button on the Wind meter. The LED will turn green, and after approximately 10 seconds, it will start blinking. This indicates that the meter is working properly and transmitting data.

3. Push the On/Off button on the receiver. The LED will turn green, and after a short delay, it will start blinking as well.
4. If you have trouble connecting to the receiver, follow these steps:
 - **a.** Install the Adafruit Bluefruit LE Connect app from the iOS App or Google Play Store.
 - **b.** Start the app and check if the receiver shows up in the list of devices.
 - **c.** Connect to the receiver using the app. For more detailed instructions, you can visit the Wind Zero Downloads page at [Wind Zero Downloads](<https://windzero.store/pages/downloads>) and the Tutorial page at [Wind Zero Tutorial](<https://windzero.store/pages/tutorial>). If you encounter any issues or need further assistance, please contact us at dskogman@thewindzero.com.

Thank you for purchasing the Wind Zero! Follow these steps to get up and running:

INSTALLATION


1. Install the antennas on the Wind meter and receiver.
2. Push the On/Off button on the Wind Meter. The LED will turn green then start blinking after approximately 10 seconds. This indicates the meter is working properly and transmitting data.
3. Push the On/Off button on the receiver. The LED will turn green then start blinking after approximately 10 seconds. This indicates the receiver is working properly and receiving data. Note the Receiver ID located on the back of the receiver will be used in the Application setup.
4. Install the Wind Zero App on an Android tablet by going to <https://windzero.store/pages/downloads> on the tablet and clicking on the Install Package link. After the file is downloaded follow the instructions on the table to install the App.
5. Enable Location and Storage permissions on the Wind Zero App. This varies slightly by manufacturer but in general open the tablet Settings and find Wind Zero in the Apps area. In the App Permissions enable the Location and Storage permissions.
6. Start the Wind Zero App and go to the Settings tab. Enter the Receiver ID indicated on the back of the Receiver and save it.
7. Go to the Wind Meter page and select the Connect button. The button will display Scanning and then Connected when a connection is made. The blue LED will also light up on the Receiver. Make sure the receiver is on and located close to the tablet for this step.
8. Wind speed and direction data will start streaming to the wind indicator and charts.
9. Install the red guide rod on the lugs on the receiver to help align the meter with the target.

If you have difficulties connecting to the receiver, install the Adafruit Bluefruit LE Connect app from the iOS App or Google Play Store. Start the app and verify that the receiver shows up in the list of devices and you can connect to it using the app.




More detailed instruction are available on the Wind Zero Downloads (<https://windzero.store/pages/downloads>) and Tutorial (<https://windzero.store/pages/tutorial>) pages. If you have any issues contact us at dskogman@thewindzero.com



Documents / Resources

	<p>WIND ZERO Wind Meter and Receiver [pdf] User Guide Wind Meter and Receiver, Wind, Meter and Receiver, and Receiver, Receiver</p>
---	---

References

-  [Installation and Setup | Bluefruit LE Connect for iOS and Android | Adafruit Learning System](#)
-  [Downloads – Wind Zero Store](#)
-  [Tutorial – Wind Zero Store](#)

Manuals+.