



WigiDash G.SKILL Releases PC Command Panel User Guide

[Home](#) » [WigiDash](#) » WigiDash G.SKILL Releases PC Command Panel User Guide 

Contents

1

WigiDash G.SKILL Releases PC Command Panel

2

Contents

3

Getting Started

4

Drag & Drop Widgets

5

Social Media

6

Documents / Resources

6.1

References

WIGIDASH


WigiDash G.SKILL Releases PC Command Panel



Contents



WigiDash



USB Cable

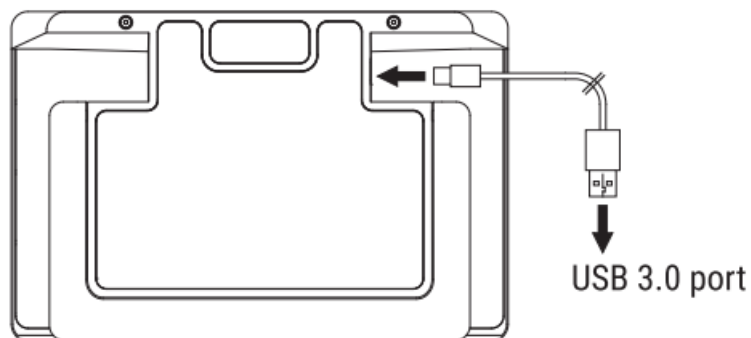
Getting Started

1. Download WigiDash Manager software.



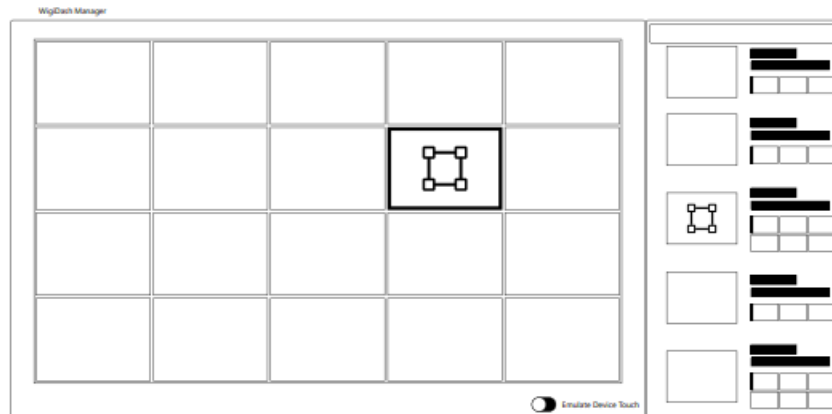
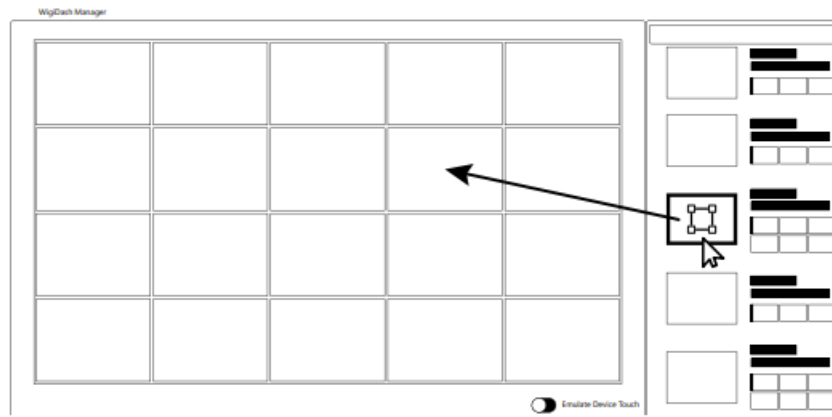
• <https://www.gskill.com/wigidash/download>

2. Connect WigiDash to PC via USB.



It is recommended to connect WigiDash to the PC via an available USB 3.0 port to ensure sufficient power is supplied to the device.

Drag & Drop Widgets



Online Tutorials



• <https://www.gskill.com/wigidash/tutorial>

Social Media



facebook
@gskillofficial



instagram
@gskillgaming



twitter / x
@gskillgaming




youtube
@Gskill1989



tiktok
@gskill_official

Copyright© 2023 G.SKILL International Enterprise Co., Ltd. All rights reserved. The G.SKILL logo is a registered trademark in the United States and/or other countries. All other trademarks are the property of their respective owners. All images are for illustrative purposes only.

	WigiDash G.SKILL Releases PC Command Panel [pdf] User Guide G.SKILL Releases PC Command Panel, G.SKILL, Releases PC Command Panel, PC Command Panel, Command Panel
--	---

References

- [User Manual](#)