



WHARFEDALE ELYSIAN 2 Elysian Series Wireless Loudspeaker User Manual

[Home](#) » [Wharfedale](#) » WHARFEDALE ELYSIAN 2 Elysian Series Wireless Loudspeaker User Manual 



ELYSIAN Series

User Manual

ELYSIAN 2, ELYSIAN 4

BRITAIN'S MOST FAMOUS LOUDSPEAKERS

Designed and engineered in the United Kingdom.



Contents

- [1 ELYSIAN Series](#)
- [2 Specifications](#)
- [3 Documents / Resources](#)
 - [3.1 References](#)
- [4 Related Posts](#)

ELYSIAN Series

Revealing the Passion and Excitement of the Musical Performance

Founded in 1932, Wharfedale's founder, Gilbert Briggs, had one goal in mind – to bring music into the home by designing loudspeakers that conveyed the impact, thrill, and emotion of performance in an entirely natural and realistic way.

Thus he created the first true hi-fi experience for connoisseurs of music in the home and continued to introduce technology that would enhance the listening experience – like the commercial crossover, foam surrounds, and the slot port system.

Today Wharfedale engineers follow the same dictum, utilizing technology where it truly matters to develop loudspeakers that reveal the passion and excitement behind the musical performance.

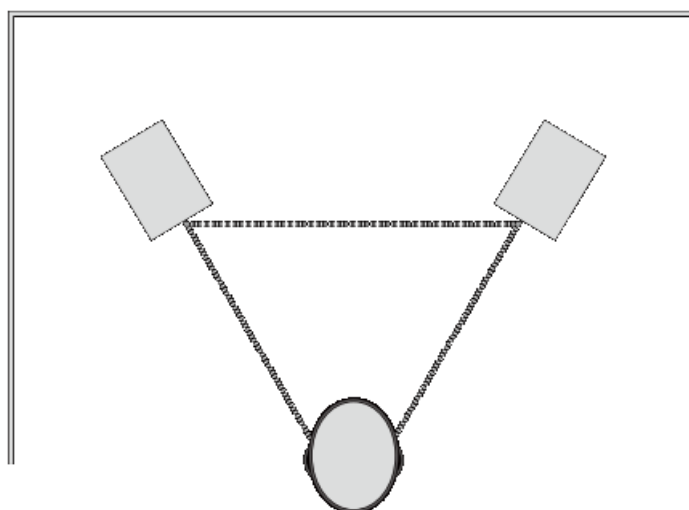
With that end in mind, Wharfedale is proud to introduce ELYSIAN, a no-holds-barred technological achievement that is devoted to involving you in the music in a thrilling and exciting way.

Unpacking Your Loudspeakers

- Please read this manual as soon as you have opened the carton.
- Lift the loudspeaker carefully out of the packing. Do NOT try to lift the loudspeaker using the cloth bag.
- Unpack any accessories carefully.
- If there is any sign of damage or if the contents are incomplete, report this to your dealer as soon as possible.
- Retain the packing for future safe transport of the product. Dispose of the packing with respect to any recycling provisions in your area.

Positioning Stereo Loudspeakers

The distance between the speakers should be the same as between you and the speakers.



If you are sitting within 2m of the speakers, the distance between the speakers should be the same as between

you and the speakers.

Otherwise site the speakers between 1.5 to 2 meters apart, clear of rear walls and room corners.

If the loudspeakers are placed too close to the walls the bass will increase but maybe boomy and indistinct. If the loudspeakers are placed further away from the walls, the inward angle ("toe-in") may be increased by up to 30%. As personal taste and room acoustics play a large role, experiment with different configurations and play a wide range of program material before finalising the position of your speakers.

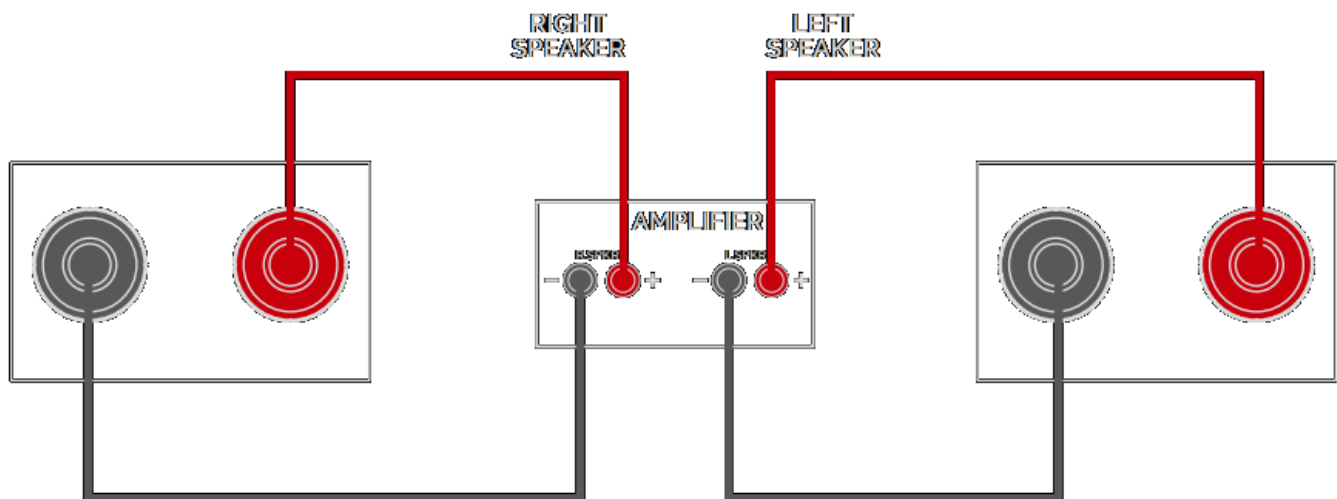
The optimum listening position is in an area between the speakers broadly known as the "sweet spot". The more extreme the angle of toe-in the narrower the sweet spot. Wharfedale loudspeakers are designed to cover a wide sonic perspective so there should be no need for extreme settings. A mild angle inwards will cover a wide range of seating positions.

The grilles are provided to protect the loudspeaker drive units from accidental damage. For critical listening, please remove the grilles.

Standard Loudspeaker Wiring

Choose a suitable length of twin core speaker cable for each channel and prepare the ends. Unscrew each terminal a few turns. Connect the red, positive (+) terminal of the Left loudspeaker to the corresponding red, positive (+) amplifier terminal.

Connect the black, negative (-) terminals similarly. Tighten the terminal securely. Repeat this procedure for the Right Channel. If you are standard wiring make sure the terminal links are securely in place.



Looking After Your Loudspeaker

Your Wharfedale loudspeakers use an especially hardwearing sealed finish. They should not be waxed or treated with spray polishes which will smear and dim their lustrous finish. Occasionally polish them with a dry or barely moist cloth to remove dust and finger marks, etc.

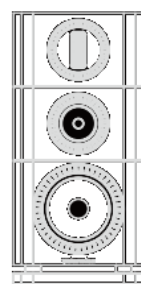
Occasionally, remove the loudspeaker grilles and brush them gently with a soft brush before replacing them carefully.

Never stand objects on your loudspeakers. In particular do not stand flowers, etc. on them – they are not jardinieres!

Avoid getting any liquid behind the grille. If you accidentally spill liquid on your loudspeakers, take them to your dealer for attention before using them again.

Do not open the speakers; there are no user-serviceable parts inside. Never touch the driver units either with an object or your hands.

Specifications



ELYSIAN 2

General Description Enclosure Type Transducer Complement Bass Driver Midrange Driver Treble Driver AV Shield Sensitivity (2.83V @ 1m) Recommended Amplifier Power Peak SPL Nominal Impedance Minimum Impedance Frequency Response (+/-3dB) Bass Extension (-6dB) Crossover Frequency Cabinet Volume (in liters)	3-way stand-mount speaker bass reflex 3-way 8.5" (220mm) coated fibre glass matrix cone 6" (150mm) coated fibre glass matrix cone 27 x 90mm AMT No 89dB 25-250W 109dB 4Ω (compatible 8Ω) 3.6Ω 35Hz ~ 22kHz 28Hz 360Hz, 2.9kHz 17.5L, 43.6L	3-way bass 3-way 8.5" 6" (1 27 x No 92dB 15-2 110dB 4Ω (1 3.2Ω 30Hz 24Hz 340Hz 38L,
Dimensions (mm) Height (on plinth) Width (on plinth) Depth (with terminals) Carton Size Net Weight Gross Weight	700mm 334mm (432+30)mm 580 x 460 x 830mm 30.5kg/pcs 35.3kg/ctn	1180mm 402mm (432+30)mm 1280mm 49.5kg 55.8kg

Materials: Columns Top Plate Base Plate Base Spikes	High carbon steel tube High carbon steel MDF piano finish Hardened high carbon steel
Dimensions (mm): Height (on plinth) Width Depth (with badge)	428mm 402mm 435mm

Service Address

For technical support, servicing, or product queries and information please contact your local retailer or the office below.

IAG House, 13/14 Glebe Road, Huntingdon, Cambridgeshire, PE29 7DL, UK

Tel: +44(0)1480 452561



IAG House, 13/14 Glebe Road, Huntingdon, Cambridgeshire, PE29 7DL, UK

Tel: +44(0)1480 452561 Email: service@wharfedale.co.uk <http://www.wharfedale.co.uk>

IAG reserves the right to alter the design and specifications without notice.

All rights reserved © IAG Group Ltd.

Wharfedale is a member of the International Audio Group.

Documents / Resources

	<p>WHARFEDALE ELYSIAN 2 Elysian Series Wireless Loudspeaker [pdf] User Manual ELYSIAN 2, ELYSIAN 4, ELYSIAN 2 Elysian Series Wireless Loudspeaker, ELYSIAN 2, Elysian Series, Wireless Loudspeaker</p>
--	--

References

- [WHARFEDALE](#)