

WHARFEDALE 336AUR2STD Speaker Stands



WHARFEDALE 336AUR2STD Speaker Stands Installation Guide

[Home](#) » [Wharfedale](#) » WHARFEDALE 336AUR2STD Speaker Stands Installation Guide 

Contents

1

WHARFEDALE 336AUR2STD Speaker Stands

2

PARTS

3

INSTALLATION

4

Documents / Resources

4.1









References

WHARFEDALE

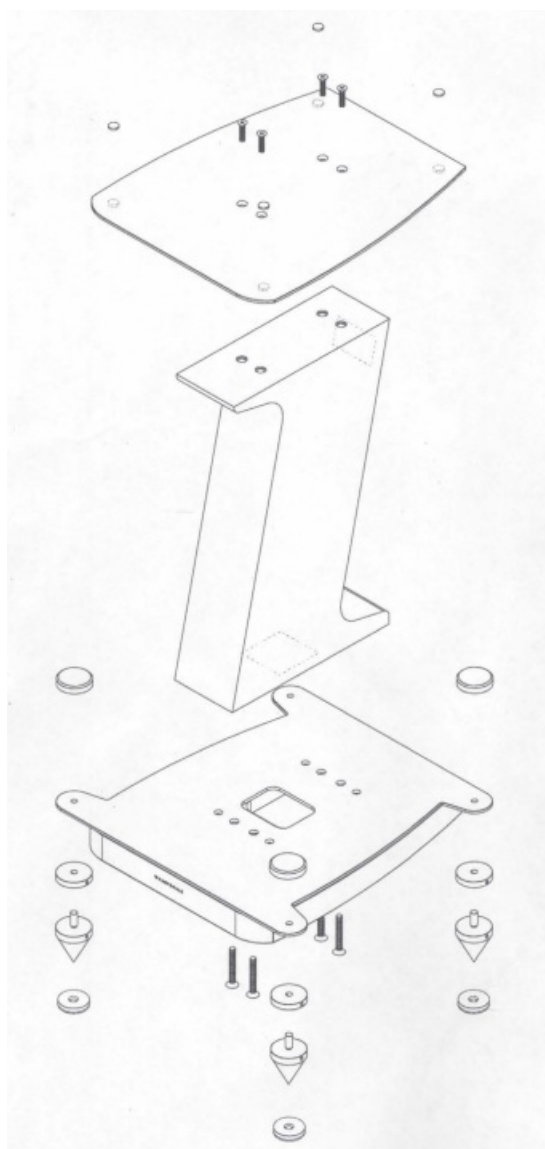
WHARFEDALE 336AUR2STD Speaker Stands



PARTS

A		Top plate assembly bolt	x8
B		Bottom plate assembly bolt	x8
C		Base spike lock cap	x8
D		Base spike	x8
E		Base spike lock wheel	x8
F		Optional hard floor protector	x8
G		Adhesive Pad	x8
		Also Included	x1

INSTALLATION




QR CODE



Scan the QR code using a smart-phone device, for product warranty registration online,

- IAG House, 13/14 Glebe Road, Huntingdon, Cambridgeshire, PE29 7DL, UK
 - Tel: +44(0)1480 452561
 - Email: service@wharfedale.co.uk
<http://www.wharfedale.co.uk>
 - IAG reserves the right to alter the design and specifications without notice.
 - All rights reserved © IAG Group Ltd. Wharfedale is a member of the International Audio Group.
 - CODE: WH14-MNL005a
-

Documents / Resources

	<p>WHARFEDALE 336AUR2STD Speaker Stands [pdf] Installation Guide 336AUR2STD Speaker Stands, 336AUR2STD, Speaker Stands, Stands</p>
---	---

References

- [User Manual](#)

Manuals+, Privacy Policy

This website is an independent publication and is neither affiliated with nor endorsed by any of the trademark owners. The "Bluetooth®" word mark and logos are registered trademarks owned by Bluetooth SIG, Inc. The "Wi-Fi®" word mark and logos are registered trademarks owned by the Wi-Fi Alliance. Any use of these marks on this website does not imply any affiliation with or endorsement.