

WHADDA WSL213 Flashing Heartbeat Instruction Manual

[Home](#) » [WHADDA](#) » WHADDA WSL213 Flashing Heartbeat Instruction Manual 


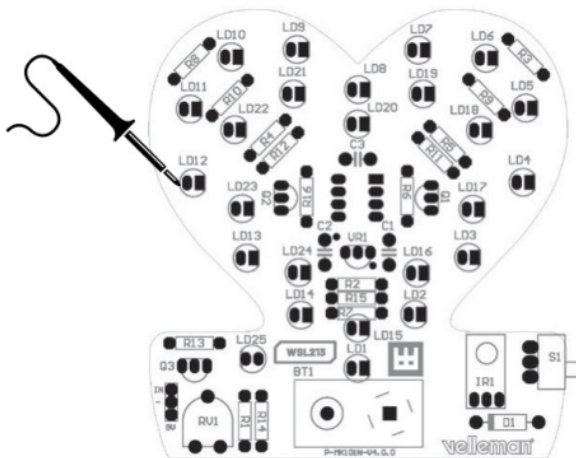


velleman®

WSL213 Flashing Heartbeat Instruction Manual Update Post

SOLDER side

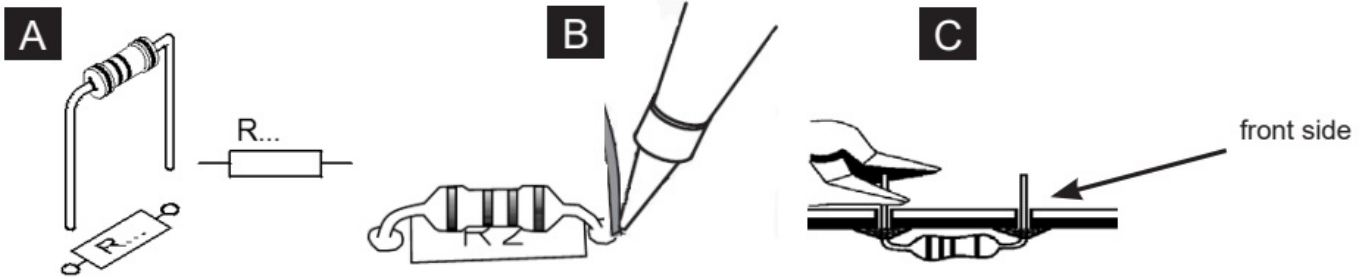
FRONT side



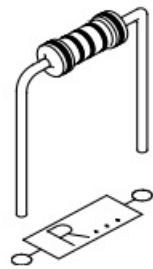
Contents

- 1 Soldering
- 2 OPTIONAL FOR PROGRAMMING: HEADER
- 3 TO ALL RESIDENTS OF THE EUROPEAN UNION
- 4 Documents / Resources
 - 4.1 References
- 5 Related Posts

Soldering

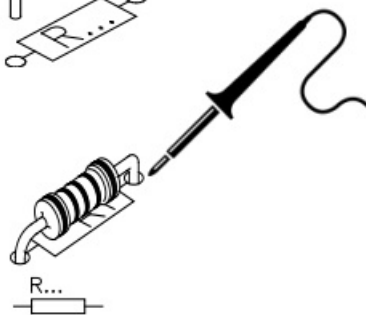


1 RESISTOR



◇ R1: 150E

◇ R2 ...R14: 1K8

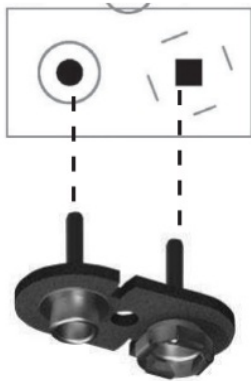


◇ R15: 2K7

◇ R16: 47K

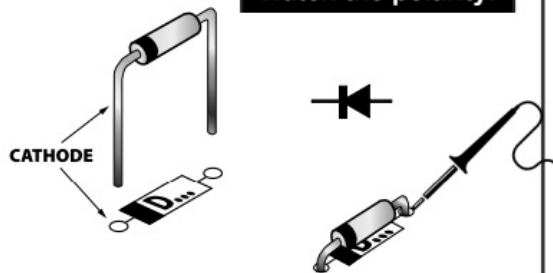
(Brown, Green, Brown)
(Brown, Grey, Red)
(Red, Purple, Red)
(Yellow, Purple, Orange)

2 BATTERY



Watch the polarity!



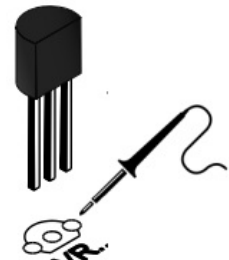
3**DIODE**

◇D1: 1A - 1N4007

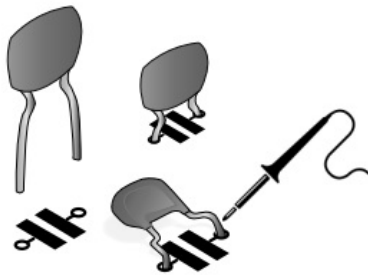
4**TRANSISTOR**

Watch the polarity!

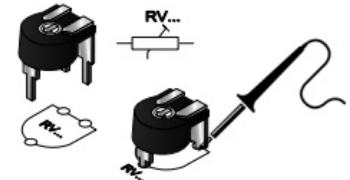
◇Q1... Q3: BC547B

5**VOLTAGE REGULATOR**

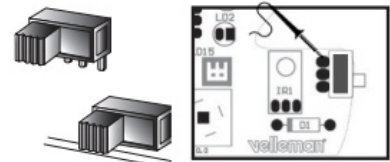
◇VR1: UA78L05

6**CERAMIC MULTILAYER CAPACITOR**


◇C1 ... C3: C100N0M

7**TRIMMER**

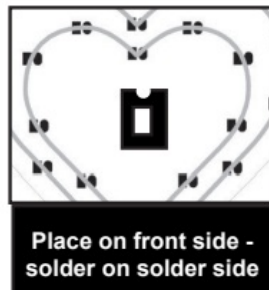
◇RV1

8**SLIDE SWITCH**

◇S1

IC SOCKET

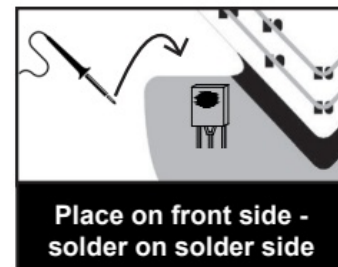
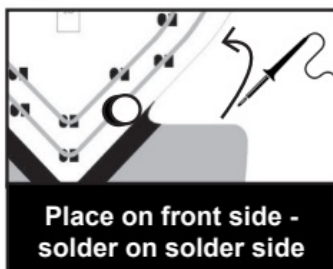
Watch the notch!



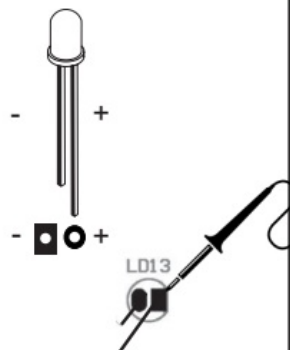
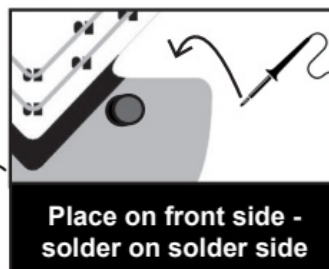
◇U1: 8 pin socket

10**IR DEMODULATOR**

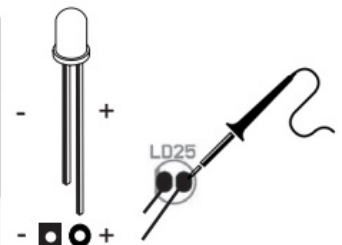
◇IR1

**11****LEDs**

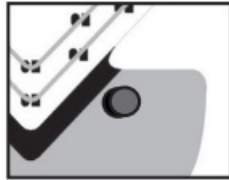
◇LD1 ... LD24 : 5mm LED (red, rood, rouge, rot, rojo)

**12****IR DIODE**

◇LD25 : 5mm IR diode (blue, blauw, bleu, blau, azul)

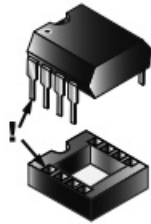


13 IR DIODE SLEEVE



- LD25: black sleeve


14 IC



Watch the notch!

- U1: 8 pin IC

DONE!



i



www.whadda.com/product/WSL213

OPTIONAL FOR PROGRAMMING: HEADER

Pinout Header

- In: active low input pin to activate the heartbeat
- GND: ground pin
- 9 V: 9 V to power an external circuit

TO ALL RESIDENTS OF THE EUROPEAN UNION

Important environmental information about this product




This symbol on this unit or the package, indicates that disposal of this unit after its lifecycle could harm the environment. Do not dispose the unit as unsorted municipal waste; it should be disposed by a specialized company for recycling. This unit should be returned to your distributor or to a local recycling service. Respect the

local environmental rules. If any doubt contact your local authorities about waste disposal rules.



Documents / Resources

	<p>WHADDA WSL213 Flashing Heartbeat [pdf] Instruction Manual WSL213, WSL213 Flashing Heartbeat, Flashing Heartbeat</p>
---	--

References

-  [FLASHING HEARTBEAT - Whadda](#)

Manuals+.