

WenTeLai
WenTeLai RC01 Remote
Controller



WenTeLai RC01 Remote Controller User Manual

[Home](#) » [WenTeLai](#) » WenTeLai RC01 Remote Controller User Manual 

Contents

- [1 WenTeLai RC01 Remote Controller](#)
- [2 Remote Controller](#)
- [3 Remote Control Pairing](#)
- [4 How to Use](#)
- [5 Warranty Card](#)
- [6 FCC Compliance Statement](#)
- [7 Documents / Resources](#)
 - [7.1 References](#)
- [8 Related Posts](#)

WenTeLai

WenTeLai RC01 Remote Controller



Remote Controller

Walking Mode

Start/ Stop

Slow down

Speed up

Vibration Massage Mode

Start / level changing

Battery Cover

*AAA battery*2



Remote Control Pairing

1. Turn off the device.
2. Press and hold any button on the remote, then power on the device.
3. The LED panel will show "8888" during pairing .
4. When successful, it will display "1-55" (the number is the button code).



How to Use

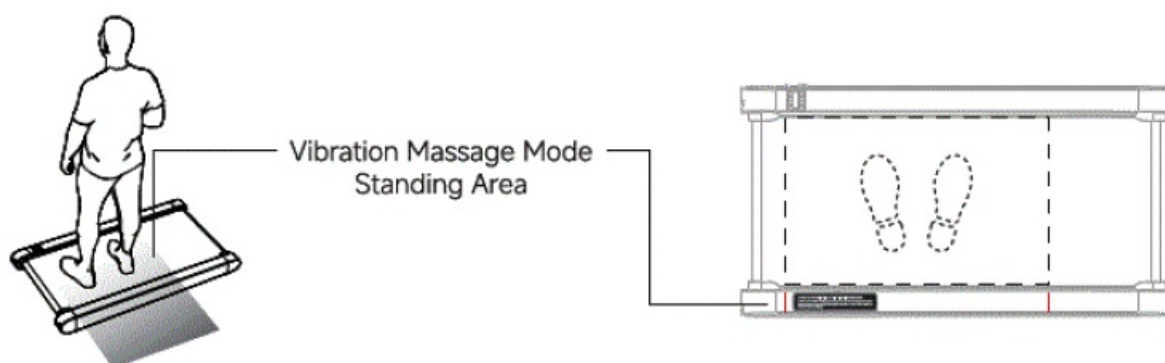
Walking Mode

Start

1. Plug in & turn on the switch.
2. Press () on the controller to start.
 - **Speed up**
Press [+] on the controller, each press increases 0.1km/h.
 - **Slowdown**
Press (-) on the controller, each press decreases 0.1km/h.
 - **Stop**
Press [] on the controller to stop gradually.

Vibration Massage Mode

- **Turn on the vibration massage:** After the walking exercise is finished or in standby mode, use the remote control to press the () button.
- **Level changing:** There are four levels in the vibration massage mode. Each time the [] button is pressed, the level will switch in sequence.
- **Operating Time:** Each time the vibration massage mode is activated, the total operating time is 5 minutes. During this period, the level can be switched at will, but the total operating time will not change.
- **Massage Area:** Please stand on the designated vibration massage area marked on the walking pad to ensure the best massage experience.
- **Cooling Time:** After the vibration massage mode has been running for 5 minutes, the machine will automatically stop. It is necessary to rest for 30 minutes before the vibration massage mode can be activated again.



Warranty Card

Purchase Info

- Name
- Product name
- Phone number
- Product model

- Purchase place
- Purchase form

Maintenance Record

- Report Time
- Malfunction
- Maintenance Time
- Technician

Certificate of Conformity.

- Model
- Inspection department
- Production data

Caution: The user is cautioned that changes or modifications not expressly approved by the party responsible for compliance could void the user's authority to operate the equipment.

FCC Compliance Statement

This device complies with Part 15 of the FCC Rules. Operation is subject to the following two conditions

1. This device may not cause harmful interference, and
2. This device must accept any interference received, including interference that may cause undesired operation.

NOTE: This equipment has been tested and found to comply with the limits for a Class B digital device, pursuant to Part 15 of the FCC Rules. These limits are designed to provide reasonable protection against harmful interference in a residential installation. This equipment generates, uses, and can radiate radio frequency energy and, if not installed and used in accordance with the instructions, may cause harmful interference to radio communications. However, there is no guarantee that interference will not occur in a particular installation.

If this equipment does cause harmful interference to radio or television reception, which can be determined by turning the equipment off and on, the user is encouraged to try to correct the interference by one or more of the following measures

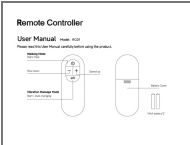
- Reorient or relocate the receiving antenna,
- Increase the separation between the equipment and receiver.
- Connect the equipment into an outlet on a circuit different from that to which the receiver is connected.
- Consult the dealer or an experienced radio/TV technician for help.

FCC Radiation Exposure Statement

This equipment complies with FCC radiation exposure limits set forth for an uncontrolled environment. This transmitter must not be co-located or operating in conjunction with any other antenna or transmitter.



Documents / Resources

	WenTeLai RC01 Remote Controller [pdf] User Manual RC01, RC01 Remote Controller, Remote Controller, Controller
---	--

References

- [User Manual](#)

[Manuals+.](#) [Privacy Policy](#)

This website is an independent publication and is neither affiliated with nor endorsed by any of the trademark owners. The "Bluetooth®" word mark and logos are registered trademarks owned by Bluetooth SIG, Inc. The "Wi-Fi®" word mark and logos are registered trademarks owned by the Wi-Fi Alliance. Any use of these marks on this website does not imply any affiliation with or endorsement.