



10761
ELECTRONIC
DIGITAL
CALIPER



WEN 10761 Electronic Digital Caliper Instruction Manual

[Home](#) » [WEN](#) » WEN 10761 Electronic Digital Caliper Instruction Manual 

Contents

- [1 WEN 10761 Electronic Digital Caliper](#)
- [2 PRODUCT OVERVIEW](#)
- [3 SPECIFICATIONS](#)
- [4 SAFETY PRECAUTIONS](#)
- [5 OPERATION](#)
- [6 CLEANING](#)
- [7 TROUBLESHOOTING](#)
- [8 BATTERY REPLACEMENT & WARNINGS](#)
- [9 WARRANTY STATEMENT](#)
- [10 CONTACT INFORMATION](#)
- [11 FREQUENTLY ASKED QUESTIONS](#)
- [12 References](#)
- [13 Related Posts](#)

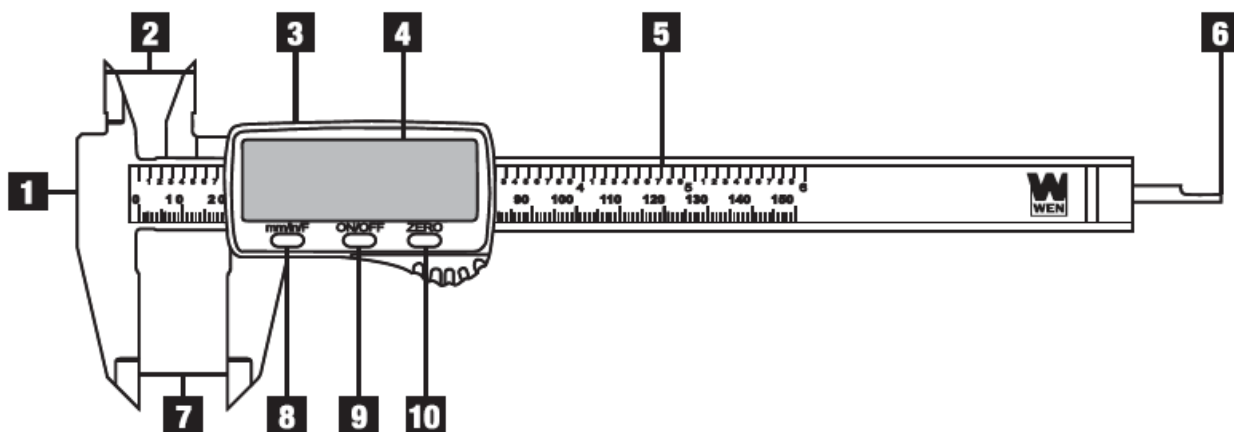


WEN 10761 Electronic Digital Caliper



PRODUCT OVERVIEW

1. Step Measuring Face
2. Internal Jaws
3. Battery Cover (top)
4. LCD Display
5. Scale
6. Depth Measuring Tip
7. External Jaws
8. Unit Selection Button
9. ON/OFF Button
10. Zero Button



To Install the Battery: Using a flat-head screwdriver, open the battery cover on the top of the caliper. Insert the included battery with the positive(+) side facing upward. Close the battery cover.

SPECIFICATIONS

Measuring Range	0 -150mm / 0 – 6"
Resolution	0.01mm / 0.0001" / 1/128"
Power	1 x CR2032 3V Battery
Maximum Humidity	Up to 80% non-condensing
Operating Temperature	0 – 40°C (32-104°F)
Storage Temperature	-10 – 60°C (14 -140°F)

SAFETY PRECAUTIONS

Follow the safety precautions below to reduce the risk of damaging your caliper.

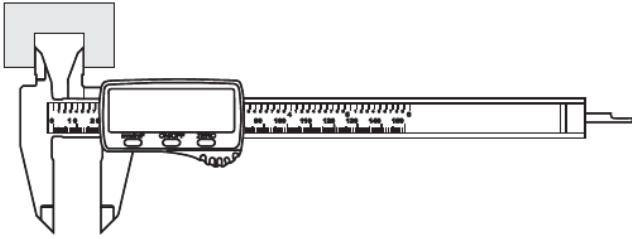
- Avoid exposure to any liquids and excessive humidity.
- Avoid exposure to electromagnetic fields.
- Do not expose the instrument to direct sunlight.
- Do not attempt to disassemble the instrument.

OPERATION

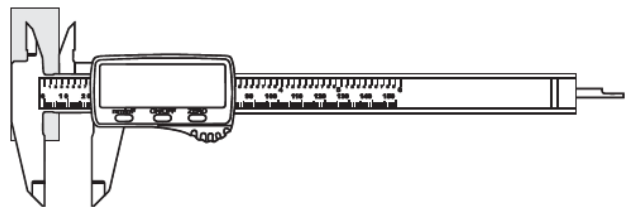
OPERATION – 4 WAY MEASUREMENT

1. Inner Distance Measurement
2. Outer Distance Measurement
3. Step Distance Measurement
4. Depth Measurement

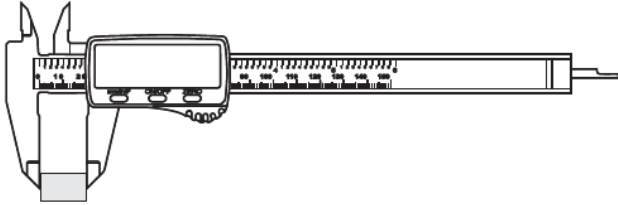
1. Inner Distance Measurement



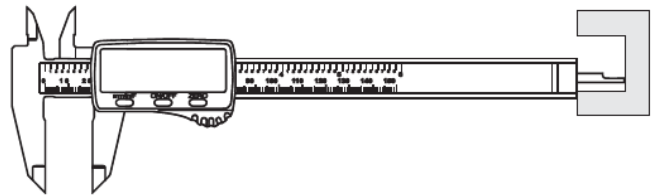
3. Step Distance Measurement



2. Outer Distance Measurement



4. Depth Measurement



CLEANING

- After each use, wipe clean the caliper with a soft cloth.
- DO NOT use any type of solvent.
- DO NOT immerse the caliper in liquid.
- Water damage may cause the display to fail.
- Wipe off the liquid and make sure the area between the slider and the beam has completely dried out.
- Reset the caliper by removing the battery for 30 seconds.
- Reinstall the battery and then turn the tool ON.

If the tool fails to work, please contact our customer service at [800-232-1195](tel:800-232-1195), M-F 8-5 CST, or email us at techsupport@wenproducts.com.

TROUBLESHOOTING

PROBLEM	SOLUTION
No display	Check battery contacts or replace the battery.
Digits do not display correctly	Reset the caliper: remove the battery for 30 seconds, then reinstall the battery and turn ON the tool.
Digits flashing	Battery power is low. Replace with new battery.

BATTERY REPLACEMENT & WARNINGS

Flashing of the digits on the LCD display indicates the battery power is low. Remove the battery cover and replace it with an identical battery (positive side facing upward).

WARNING: Follow the safety instructions below for handling and maintaining batteries.

- Do not short-circuit batteries.
- Do not keep batteries near fire, sources of heat, or use in direct sunlight.
- Remove batteries from the tool when not being used to an extended period of time.
- Never handle leaked batteries. Do not dismantle batteries.
- Recycle used tools and batteries at your local recycling facility.

WARRANTY STATEMENT

WEN Products is committed to building tools that are dependable for years. Our warranties are consistent with this commitment and our dedication to quality.

LIMITED WARRANTY OF WEN CONSUMER POWER TOOLS PRODUCTS FOR HOME USE

GREAT LAKES TECHNOLOGIES, LLC ("Seller") warrants to the original purchaser only, that all WEN consumer power tools will be free from defects in material or workmanship for a period of two (2) years from the date of purchase. Ninety days for all WEN products, if the tool is used for professional use.

SELLER'S SOLE OBLIGATION AND YOUR EXCLUSIVE REMEDY under this Limited Warranty and, to the extent permitted by law, any warranty or condition implied by law, shall be the repair or replacement of parts, without charge, which are defective in material or workmanship and which have not been misused, carelessly handled, or is repaired by persons other than Seller or Authorized Service Center. To make a claim under this Limited Warranty, you must make sure to keep a copy of your proof of purchase that clearly defines the Date of Purchase (month and year) and the Place of Purchase. The place of purchase must be a direct vendor of Great Lakes Technologies, LLC. Third-party vendors such as garage sales, pawn shops, resale shops, or any other secondhand merchant void the warranty included with this product. Contact techsupport@wenproducts.com or 1-[800-232-1195](tel:800-232-1195) to make arrangements for repairs and transportation.

When returning a product for warranty service, the shipping charges must be prepaid by the purchaser. The product must be shipped in its original container (or an equivalent), and properly packed to withstand the hazards of shipment. The product must be fully insured with a copy of the warranty card and/or the proof of purchase enclosed. There must also be a description of the problem in order to help our repairs department diagnose and fix the issue. Repairs will be made and the product will be returned and shipped back to the purchaser at no charge.

This limited warranty does not apply to accessory items that wear out from regular usage over time including belts, brushes, blades, batteries, etc.

Any implied warranties shall be limited in duration to two (2) years from the date of purchase. Some states in the U.S. and some Canadian provinces do not allow limitations on how long an implied warranty lasts, so the above limitation may not apply to you.

In no event shall the seller be liable for any incidental or consequential damages (including but not limited to liability for loss of profits) arising from the sale or use of this product. Some states in the U.S. And some Canadian provinces do not allow the exclusion or limitation of incidental or consequential damages, so the above limitation or exclusion may not apply to you.

This limited warranty gives you specific legal rights, and you may also have other rights that vary from state to state in the U.S., Province to province in Canada, and from country to country.

This limited warranty applies only to portable electric tools, bench power tools, outdoor power equipment, and pneumatic tools sold within the United States of America, Canada, and the Commonwealth of Puerto Rico. For warranty coverage within other countries, contact the WEN customer support line.

THANKS FOR REMEMBERING

CONTACT INFORMATION

NEED HELP? CONTACT US!

Have product questions? Need technical support? Please feel free to contact us at:

- [800-232-1195](tel:800-232-1195) (M-F 8-5 CST)
- techsupport@wenproducts.com
- WENPRODUCTS.COM

FREQUENTLY ASKED QUESTIONS

What is the price of the WEN 10761 Electronic Digital Caliper?

The WEN 10761 Electronic Digital Caliper is priced at \$10.85, making it an affordable option for precise measurements.

What is the maximum range of the WEN 10761 Electronic Digital Caliper?

The WEN 10761 Electronic Digital Caliper has a measurement range of 6.1 inches, which is suitable for a variety of measurement tasks.

What type of battery does the WEN 10761 Electronic Digital Caliper use?

The WEN 10761 Electronic Digital Caliper uses a 3V CR2032 battery, which is commonly available and easy to replace.

What are the dimensions of the WEN 10761 Electronic Digital Caliper?

The WEN 10761 Electronic Digital Caliper has dimensions of 15.5 x 3 x 0.75 inches, making it compact and easy to store.

What is the weight of the WEN 10761 Electronic Digital Caliper?

The WEN 10761 Electronic Digital Caliper weighs just 2.2 ounces, making it lightweight and convenient for portable use.

What is the product model number for the WEN 10761 Electronic Digital Caliper?

The model number for the WEN 10761 Electronic Digital Caliper is 10761, which can help you easily find the product online or in stores.

Can the WEN 10761 Electronic Digital Caliper measure in both inches and millimeters?

WEN 10761 Electronic Digital Caliper can measure in both inches and millimeters, offering flexibility for different projects.

How long does the battery in the WEN 10761 Electronic Digital Caliper last?

The battery life for the WEN 10761 Electronic Digital Caliper will depend on usage. The 3V CR2032 battery typically lasts several months under normal usage conditions.

What is the measuring range in millimeters for the WEN 10761 Electronic Digital Caliper?

The WEN 10761 Electronic Digital Caliper has a measurement range of 0 to 150 millimeters (6.1 inches), making it versatile for various measuring needs.

Where is the WEN 10761 Electronic Digital Caliper manufactured?

The WEN 10761 Electronic Digital Caliper is manufactured in China, offering a cost-effective solution for measurement tools.

Why won't the display turn on my WEN 10761 Electronic Digital Caliper?

If the display isn't turning on, the issue may be a dead or improperly installed battery. Open the battery compartment of your WEN 10761 Electronic Digital Caliper, replace the CR2032 battery, and ensure it's inserted correctly.

The measurements on my WEN 10761 Electronic Digital Caliper seem off. How can I fix this?

Inaccurate measurements are often due to dirt or debris on the measuring surfaces. Clean the jaws and sliding parts of the WEN 10761 Electronic Digital Caliper with a soft cloth and reset the caliper to zero by pressing the Zero button.

Why does my WEN 10761 Electronic Digital Caliper keep switching between mm and inches?

If the unit of measurement is switching unexpectedly, it may be due to the accidental pressing of the mm/inch button. Press the button once to select the preferred unit and prevent further accidental switching.

Why are the readings on my WEN 10761 Electronic Digital Caliper flickering?

Flickering readings are typically caused by a low battery or interference from nearby electronics. Replace the battery in your WEN 10761 Electronic Digital Caliper with a fresh one and avoid using the tool near electromagnetic sources.

The jaw movement on my WEN 10761 Electronic Digital Caliper feels stiff. How do I fix this?

If the jaw movement is stiff, it may be due to dirt or lack of lubrication. Clean the sliding rails and jaws of your WEN 10761 Electronic Digital Caliper and apply a small amount of lubricant to the rails to ensure smooth movement.

DOWNLOAD THE PDF LINK: [WEN 10761 Electronic Digital Caliper Instruction Manual](#)

References

- [User Manual](#)

[Manuals+](#), [Privacy Policy](#)

This website is an independent publication and is neither affiliated with nor endorsed by any of the trademark owners. The "Bluetooth®" word mark and logos are registered trademarks owned by Bluetooth SIG, Inc. The "Wi-Fi®" word mark and logos are registered trademarks owned by the Wi-Fi Alliance. Any use of these marks on this website does not imply any affiliation with or endorsement.