




Wen Ding WD100 LED Controller User Manual

[Home](#) » [Wen Ding](#) » Wen Ding WD100 LED Controller User Manual 

Wen Ding WD100 LED Controller



Contents

- [1 Important Information](#)
- [2 Product Parameter](#)
- [3 Control Device](#)
- [4 LED Strip Light Sync to Music Function](#)
- [5 Attentions](#)
- [6 FCC Warning](#)
- [7 Documents / Resources](#)
 - [7.1 References](#)
- [8 Related Posts](#)

Important Information

1. Built-in MEMS microphone, real-time acquisition of music and environmental sound intensity
2. LED Strip Light sync to music , contains a variety of musical rhythm modes
3. Infrared Remote Controller Control(Optional)
4. Press key to switch color and mode
5. Control by Smart Life APP
6. Works with Amazon Alexa and Google home and so on

Product Parameter

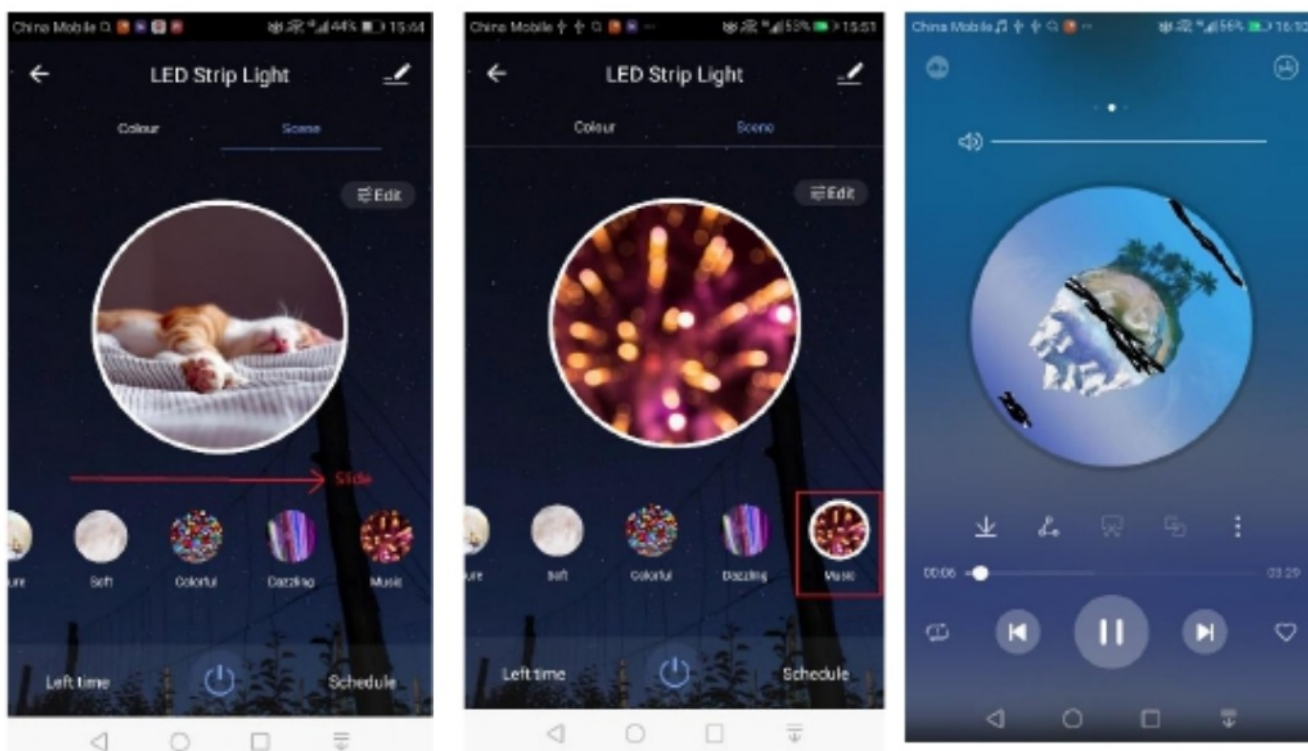
Model Number	WD100
Category	LED Controller
APP	Smart Life
Language	Chinese English
Operation Platform	Android4.0 or IOS9.0orhigher
Sound Sensor	MEMS MIC
LED Drive Type	Constant voltage: MOSFET
Channels	3
Input Voltage	DC 4.5-25 V
Max Output Power	144W
Work For	LED Strip or other constant voltage
Connect Method	lights Common Anode
IP Rating	IP20
Control Distance	Visible distance 30M

Control Device

After successfully connecting the devices, the related smart device will be shown on the home page. Tap to enter its control page

Note:

1. when device is online, it supports quick operations
2. when device is offline, it displays "Offline". and can not be controlled.

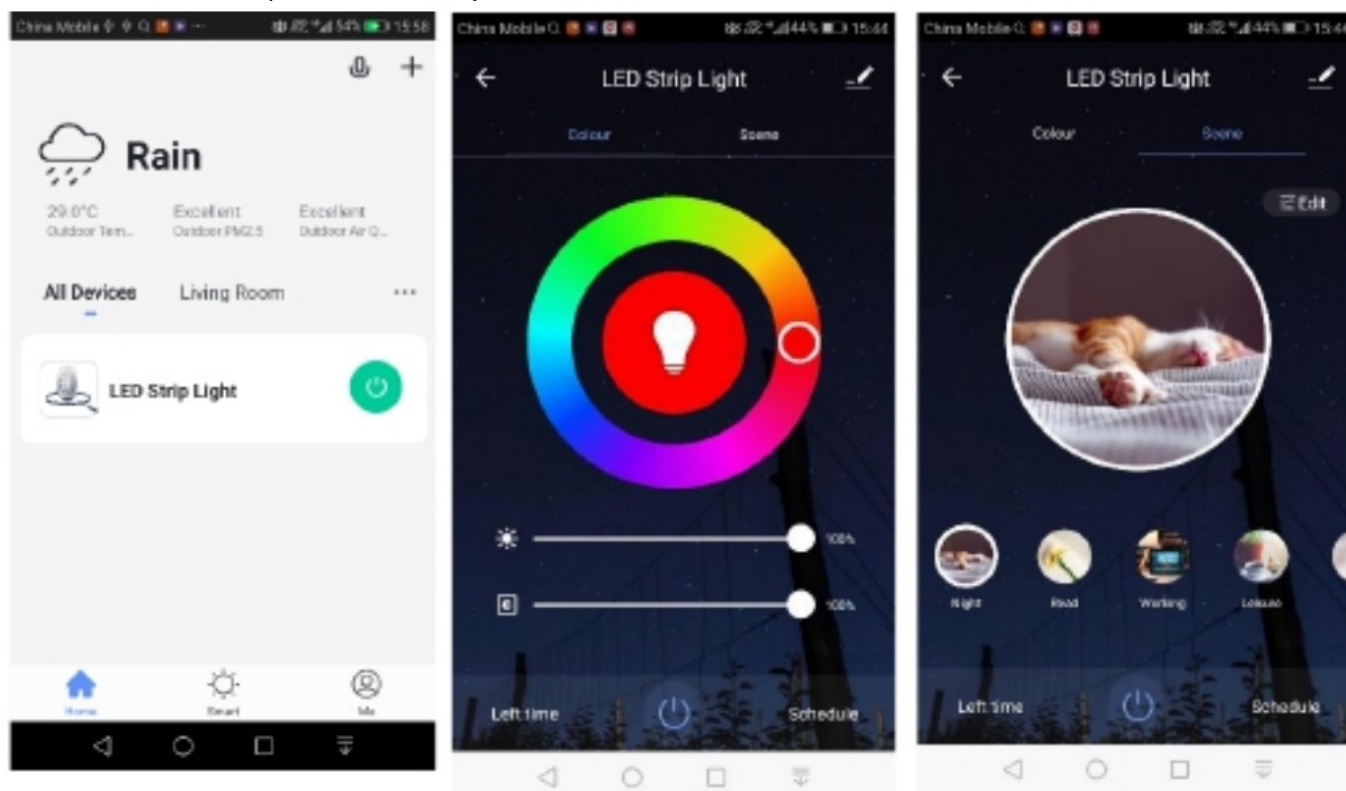


LED Strip Light Sync to Music Function

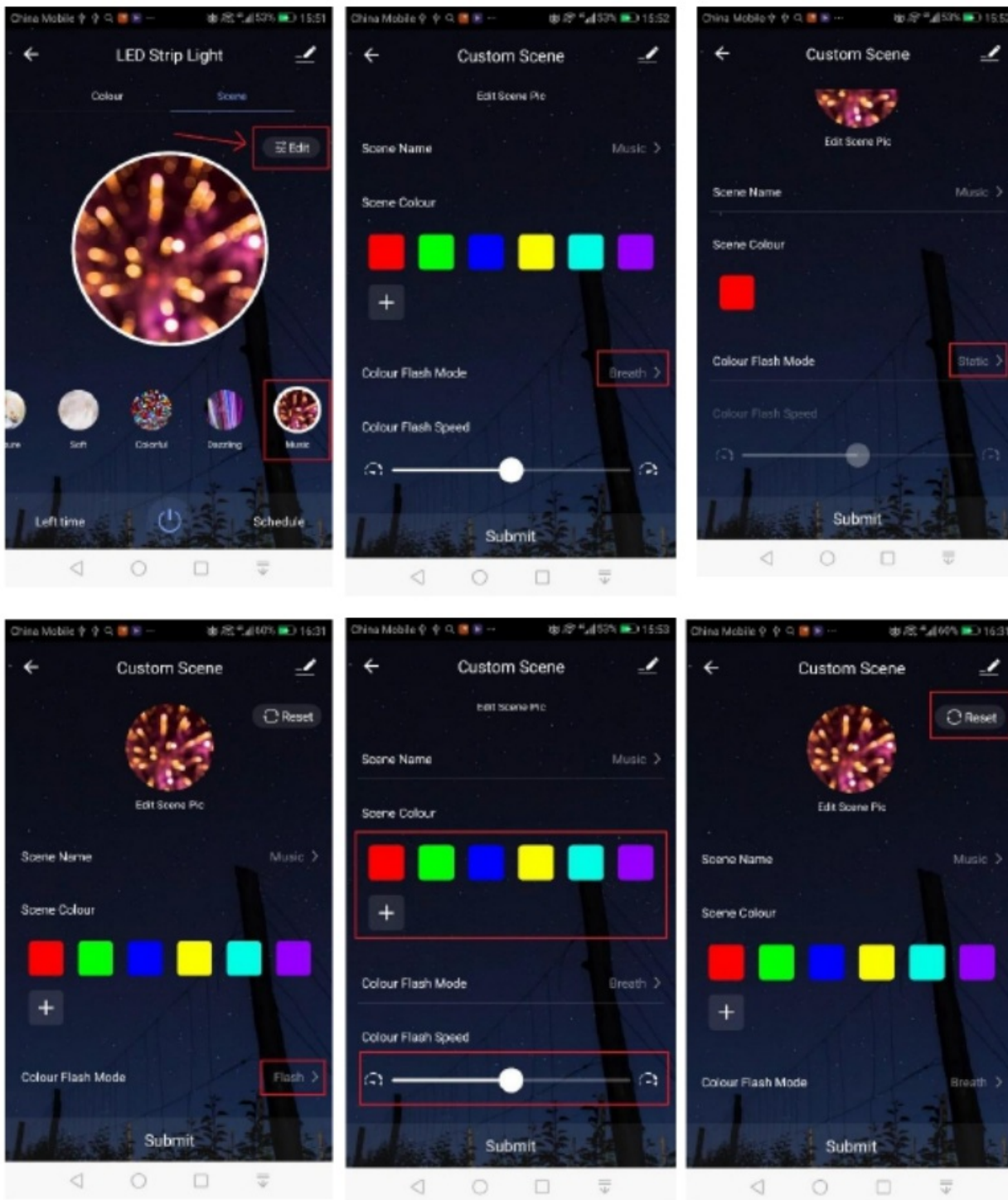
Enter music mode and play music with any device, and the led strip light will sync to music

Note:

The volume of mobile phone is relatively small, it's better to use Bluetooth audio



1. Click Edit in the top right corner to enter custom scene
2. Breath and Static music mode is suitable for light music
3. Flash music mode is suitable for fast rhythm music
4. You can add/delete/modify the color displayed and change the speed of color switching
5. If you are not satisfied, you can reset the settings



Attentions

1. Please use the product in a dry environment.
2. Please use the input voltage at 4.5-25V DC voltage, must not connect into 220V AC directly.
3. The product is requested common anode connection. The wrong connection will cause a malfunction.
4. In the process of the product and software upgrade, the data and software interface listed in the text are only for description and reference. No further notify will given if there is any change.

FCC Warning

This device complies with Part 15 of the FCC Rules. Operation is subject to the following two conditions:

(1) This device may not cause harmful interference, and (2) this device must accept any interference received, including interference that may cause undesired operation.

NOTE 1: This equipment has been tested and found to comply with the limits for a Class B digital device, pursuant to part 15 of the FCC Rules. These limits are designed to provide reasonable protection against harmful interference in a residential installation. This equipment generates, uses and can radiate radio frequency energy and, if not installed and used in accordance with the instructions, may cause harmful interference to radio communications. However, there is no guarantee that interference will not occur in a particular installation. If this equipment does cause harmful interference to radio or television reception, which can be determined by turning the equipment off and on, the user is encouraged to try to correct the interference by one or more of the following measures:

- Reorient or relocate the receiving antenna.
- Increase the separation between the equipment and receiver.
- Connect the equipment into an outlet on a circuit different from that to which the receiver is connected.
- Consult the dealer or an experienced radio/TV technician for help.

NOTE 2: Any changes or modifications to this unit not expressly approved by the party responsible for compliance could void the user’s authority to operate the equipment.

RF Exposure Statement

The device has been evaluated to meet general RF exposure requirement. The device can be used in portable exposure condition without restriction.

Documents / Resources

	<p>Wen Ding WD100 LED Controller [pdf] User Manual WD100, 2BEQS-WD100, 2BEQSWD100, WD100 LED Controller, WD100, LED Controller, Cont roller</p>
---	---

References

- [Reference](#)
- [User Manual](#)