



WELOV L500 Circulation Compression Massager User Manual

[Home](#) » [Support](#) » WELOV L500 Circulation Compression Massager User Manual 

Contents

- 1 WELOV L500 Circulation Compression Massager
- 2 IN THE BOX
- 3 PRODUCT OVERVIEW
- 4 SPECIFICATION
- 5 USAGE METHOD
- 6 Troubleshooting FAQ
- 7 TROUBLESHOOTING
- 8 FCC
- 9 FAQs
- 10 Video-Introduction
- 11 References



WELOV L500 Circulation Compression Massager



PRECAUTIONS TO ENSURE SAFE, RELIABLE OPERATION











- Do not drop the unit, and the unit is normally used by the patient himself/herself.
- Do not insert foreign objects into any openings.
- Do not attempt to disassemble the unit.
- Do not crush the pressured massager
- Do not store the unit in direct sunlight, high humidity or dust.
- To avoid any possibility of accidental strangulation, keep this unit away from children and do not drape tubing around your neck.
- Ensure that children do not play the unit unsupervised, some parts may be swallowed.
- Do not use the device near strong electrical or electromagnetic fields generated by cell phones or other devices, they may cause interference or become interference source to the device.
- Any modification to the unit shall not be allowed.
- The product is for adult use only.

CONTRAINDICATIONS

Air Compression leg massager is not intended for use if any of the following medical conditions exist. Consult with a physician whenever there is doubt whether it is clinically safe to use.

- Presumptive evidence of congestive heart failure where an increase in blood returned to the heart could be detrimental
- Pre-existing deep vein thrombosis (DVT) or blood clots
- Existing hemorrhagic disease or coagulation problems
- Thrombophlebitis
- Pulmonary embolism

This product should not be utilized in individuals with edema, ischemic vascular disease, or severe peripheral neuropathy.

	Keep dry		Date of manufacture
	Keep out of sunlight		Type BF Equipment
	Serial number, indicating the manufacturer's serial number for identification.		Batch code, indicating the manufacturer's batch code or lot for identification.
	Instructions for use must be consulted		Discard the used product to the recycling collection point according to local regulations.
	Reference number, indicating the manufacturer's catalogue number for identification.		
	Caution, indicating the need for the user to consult the instructions for use for important cautionary information such as warnings and precautions.		

SAFETY PRECAUTION

- Do not use adapters configured with other parameters or non-original supplied.
- Do not use voltage beyond the requirement of this product.
- Do not attempt to repair or dismantle the product by yourself or any other third party.
- Do not use the product in a place where it may become wet or damp. If the unit becomes wet do not use.
- Stop using the product immediately if you feel uncomfortable or any abnormalities occur.
- Do not use this product in a high-temperature environment.
- Do not place the unit in a place where it may be in contact with flammable items, explosive items, or chemicals.
- Do not touch the unit with any sharp object or risk damage.
- Do not use this product if any of the below apply to you:
- Skin is infected, swollen burnt or otherwise damaged. The product should be used in healthy skin.

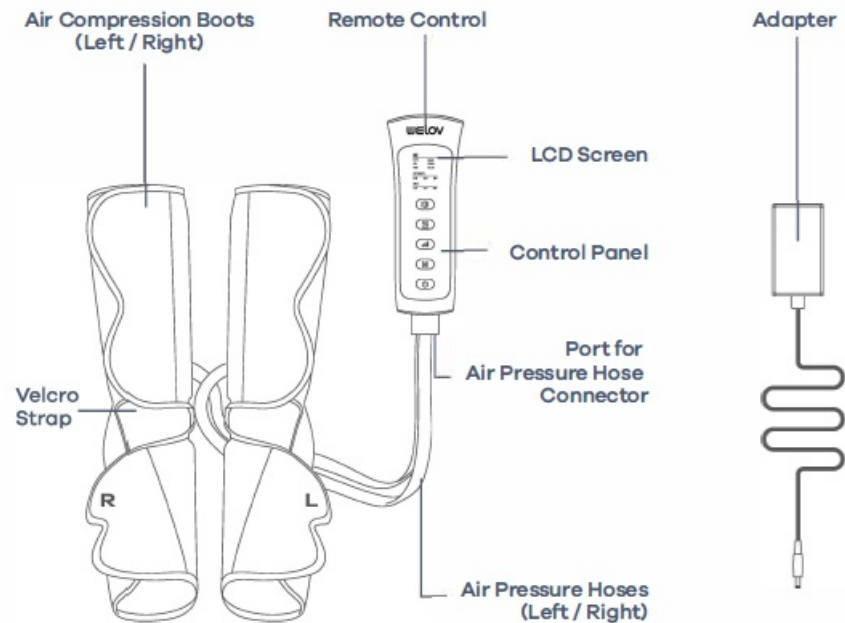
Please do not use the device, when cases occurred as follows:

- You have a pacemaker or any other medical implant.
- You are suffering from heart disease.
- You are suffering from diabetes.
- Your bones are fragile or injured.
- You are suffering from cancer.
- You are receiving treatment, or your blood pressure is not normal.
- You are suffering from osteoporosis.
- You are currently pregnant or having menstruation.
- Children or adolescents who are developing physically.

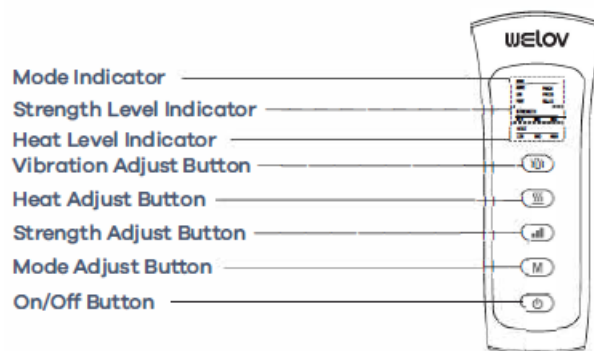
IN THE BOX





- Massager L500 x1
- Controller x1
- Power Adapter x1
- User Manual x1
- Size Extenders x2

PRODUCT OVERVIEW



INTERACTIVE DISPLAY



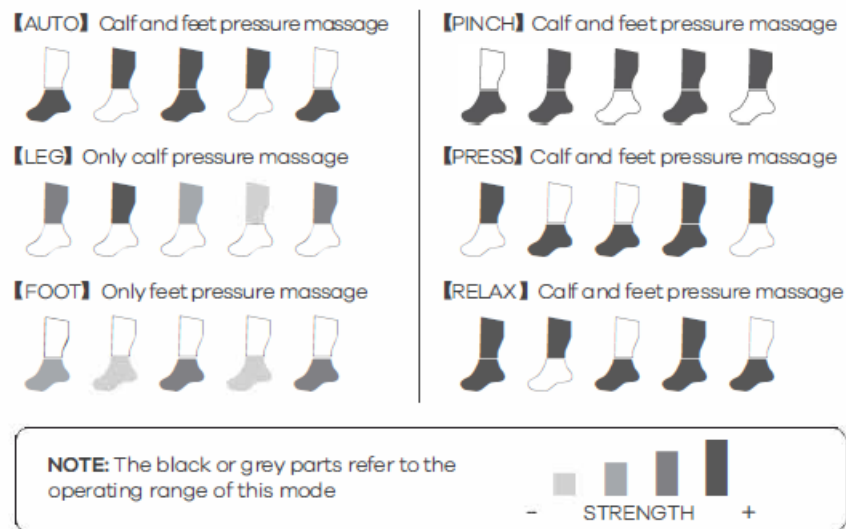
-  **On/Off Button**
 - Long press this button 2s to turn on/off the product.
-  **Vibration Adjust Button**
 - Adjust vibration modes. O: Mode 1 O: Mode 2 •: Mode 3
-  **Heat Adjust Button**
 - Adjust heat levels with LOW/MID/HIGH.
-  **Strength Adjust Button**

- Adjust strength levels with LOW/MID/MAX.

• **M** Mode Adjust Button

- Press mode button to switch mode.

The sequence is as follows:




OPERATING PRINCIPLE

Air Compression leg massager consists of an air pump, two solenoid valves, and air compression boots working together as one unit. The air pump is connected to air compression boots via air hoses; each boot has 3 compression chambers. By inflating and deflating the air chambers through the control of working and/or idle of air pump and solenoid valves at a regular pace and different timing, it is to simulate the kneading, stroking foot/calf and thigh. Software controls the timing and the working and/or idle of air pump and solenoid valves, cycling airflow into and out of the boots to compress body.

SPECIFICATION

Product Name	Air Compression Leg Massager
Model	L500
Adapter Input	AC 100-240V, 50/60Hz
Adapter Output	DC12V,1.5A
Rated Power	18W
Therapy Timer	30min
Massage Intensity	Foot: Weak:23±2kpa Medium:27±2kpa Strong:31±2kpa
	Calf: Weak:23±2kpa Medium:27±2kpa Strong:31±2kpa
Size of Inflatable air compression boots (Size: ±2cm)	1) Size: 40cm ×25cm 2) The feet and calves which are suitable for the users of: • Foot width: about 12 cm to about 16 cm • Calf diameter: about 16.5 cm to about 24 cm

Product Weight	1.25kg
Operating Environment	Temperature: 5℃ ~ 40℃
	Humidity: 15% ~90%RH
	Atmospheric pressure 70kPa-106kPa
Storage Environment	Temperature:-25℃~70℃
	Humidity≤93% RH
	Atmospheric pressure 70kPa-106kPa
Classification:	Type BF  Air compression boots are the Applied Part
Ingress Protection rating	IP 22, indoor used only

USAGE METHOD

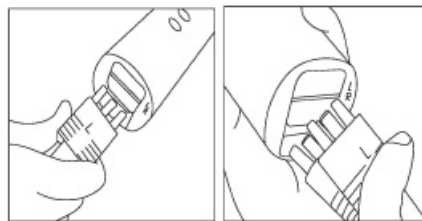
Check Before Use

- Check that the fabric is in good condition.
- Check that it can work properly (i.e. icons of the LCD could be clearly and completely shown as the first picture indicating in Page 8) after powering on , and then select what massaging mode and intensity you prefer. Please particularly check this if it is not used for a long time.
- There may be signs of use from the boot on the skin. If you are worried about marks from use, please wear stockings or pants before utilizing the massager. Please note that the device may leave marks of use on the feet, calves, knees and thighs, which may not immediately fade.

Note: Do not use it on clothes and trousers with zippers or metal objects. It may damage the product.

How to connect the controller with air hose

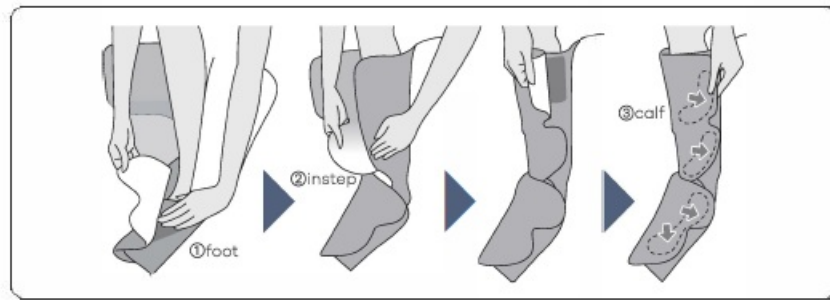
As shown above, insert the words “R” and “L” on the hose into the corresponding “R” and “L” holes in the controller respectively.



Note: Make sure that the words on the hose are facing out so that the “L” is facing up, and the “R” is facing down. Air pressure cannot be produced if the device is not in this configuration.

WEARING ORDER

Put the foot into the massager, start from the foot, Ax the foot Arst, and then stick the velcro to the calf-thigh-knee in sequence, as shown below.



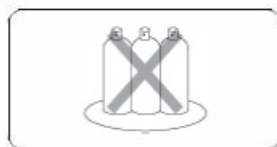
Note:

- It is easier to install if you sit on a chair.
- When installing, please be careful not to let velcro stick to the clothes or stockings, especially the sweater, so as not to damage your clothes.
- After ensuring you have donned the boots and the velcro straps are secured to the boots, turn on the device and enjoy the massage.
- When using the device, please ensure you are sitting or lying down to avoid risk of falling, and to enjoy the massage.

Remark: This product has status memory function: the device will remember the current working mode status (air pressure, heating, vibration mode and gear) after starting the machine. It will be default maintained when restart the machine next time.

CLEAN AND STORAGE

Never use thinner, benzine or alcohol (which may cause malfunction, parts broken or discoloration, etc.) to clean the product. Avoid dropping, slamming, or throwing the product. Do not expose the product directly under sunshine.

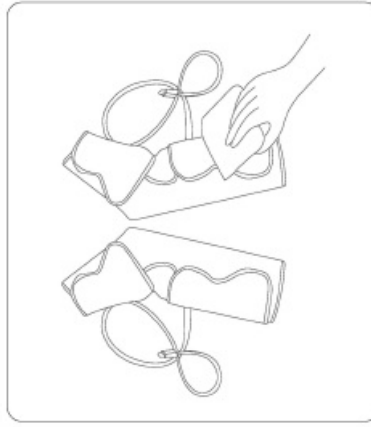


WET THE CLOTH AND WRING IT OUT

If you are worried about dust, please use a neutral detergent suitable to be used in the kitchen, dilute to 5% with warm or clean water, and then damp a soft cloth to clean it.

CLEAN

- Make sure to turn off the power and unplug the hose.
- Wipe the inside and outside of the leg massager and remember not to wipe with large force.

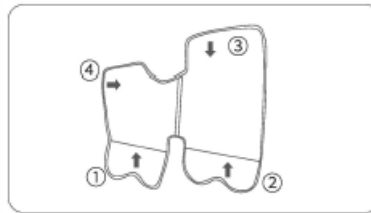


Note:

- If rubbish or hair is caught in the velcro, remove it with a toothpick etc.
- Do not insert foreign objects into the outlet of the hose plug.
- A pair of boots is recommended for an exclusive use of one person only.

STORAGE

Stick the velcro on the feet, ankles and calves to the corresponding positions at 1,2, 3, and fold the foot part inward 4.



SAFEKEEPING

Put in a dried and cool place and avoid direct sunlight.

- Keep out of the reach of children.
- Do not store other objects on the surface of the controller or massager to avoid damaging the device's surface and to avoid discoloration of the product.



Troubleshooting FAQ

Q1: Under what circumstances should I not use it?

Answer: During pregnancy or immediately after birth delivery. Patients with severe blood circulation disorders cannot be used under the above circumstance. In addition, if you have a fever or any abnormality in your body, be

sure to consult a doctor before use.

Q2: How many times can I use a day?

Answer: The massager will automatically shut down after 30 minutes of continuous use. We do not recommend that you use a massager for more than 60 minutes in a day. Prolonged use will over-stimulate muscles and nerves and may have adverse effects.

Q3: Can it be used for other parts than feet, calves?

Answer: It is only for feet, calves. Use in other parts may cause accident or injury.

Q4: What size feet and calves of users are suitable for?

Answer: Foot width : about 12 cm to about 16 cm. Calf diameter: about 16.5 cm to about 24 cm.

Q5: The strength is too strong or too weak.

Answer: The elasticity can be adjusted by the velcro wrap. When the velcro is loosely wound, the overall use strength and pressure will be relatively weakened. Otherwise, the overall intensity and pressure will be relatively strengthened.

Q6: The air in the massager hose cannot exhaust.

Answer: If a lot of air remains in the airbag, it may take some time to exhaust. Unplug the hose and wait for a while for the air to escape naturally.

Q7: The following sounds will be heard. Is it abnormal?

Velcro sound is crisp

This is the sound of the Velcro slightly opening on the massager (that is the sound of the Velcro being pulled when the air enters the airbag).

Buzzing sound


This is the sound produced by the mode effect. These are normal which is caused by the product design of the massager.

Note:

- Expected service life: Approximately two years at 2 uses per day.
- Do not service or perform maintenance on the device while it is in use.
- Maintenance should only be performed by service personnel.
- Service and maintenance of your device may require repair, parts, and technical support As noted in the beginning of the user manual, users should contact the manufacturer or the representative of the manufacturer for using or maintaining the product.

TROUBLESHOOTING

Before requesting repairs, please confirm the following contents, and if errors persist after inspection, please contact your dealer.

Product Name	Air Compression Leg Massager
Model	L500
Adapter Input	AC 100-240V, 50/60Hz
Adapter Output	DC12V,1.5A
Rated Power	18W
Therapy Timer	30min
Massage Intensity	Foot: Weak:23±2kpa Medium:27±2kpa Strong:31±2kpa
	Calf: Weak:23±2kpa Medium:27±2kpa Strong:31±2kpa
Size of Inflatable air compression boots (Size: ±2cm)	1) Size: 40cm ×25cm 2) The feet and calves which are suitable for the users of: • Foot width : about 12 cm to about 16 cm • Calf diameter: about 16.5 cm to about 24 cm
Product Weight	1.25kg
Operating Environment	Temperature: 5℃ ~ 40℃
	Humidity: 15% ~90%RH
	Atmospheric pressure 70kPa-106kPa
Storage Environment	Temperature:-25℃~70℃
	Humidity≤93% RH
	Atmospheric pressure 70kPa-106kPa
Classification:	Type BF  Air compression boots are the Applied Part
Ingress Protection rating	IP 22, indoor used only

FCC

This device complies with part 15 of the FCC Rules. Operation is subject to the following two conditions:

- this device may not cause harmful interference, and
- this device must accept any interference received, including interference that may cause undesired operation.

Any changes or modifications not expressly approved by the party responsible for compliance could void the user's authority to operate the equipment.

NOTE: This equipment has been tested and found to comply with the limits for a Class B digital device, pursuant to part 15 of the FCC Rules. These limits are designed to provide reasonable protection against harmful interference in a residential installation. This equipment generates uses and can radiate radio frequency energy and, if not installed and used in accordance with the instructions, may cause harmful interference to radio communications. However, there is no guarantee that interference will not occur in a particular installation. If this

equipment does cause harmful interference to radio or television reception, which can be determined by turning the equipment off and on, the user is encouraged to try to correct the interference by one or more of the following measures:

- Reorient or relocate the receiving antenna.
- Increase the separation between the equipment and receiver.
- Connect the equipment into an outlet on a circuit different from that to which the receiver is connected.
- Consult the dealer or an experienced radio/TV technician for help

CUSTOMER SUPPORT

support@welovhome.com

www.welovhome.com

FAQs

What is the WELOV L500 Circulation Compression Massager?

The WELOV L500 Circulation Compression Massager is a device designed to provide therapeutic massage and improve blood circulation in specific body areas.

How does the WELOV L500 Compression Massager work?

The WELOV L500 uses compression technology to gently inflate and deflate air chambers, creating a massaging effect that aids in improving circulation and relieving muscle tension.

What body areas can the WELOV L500 target?

The WELOV L500 is typically designed to target specific body areas such as the legs, arms, or feet, depending on the model and attachments.

Is the WELOV L500 suitable for individuals with specific health conditions?

Individuals with certain health conditions or medical devices should consult with a healthcare professional before using the WELOV L500 to ensure it is safe for their needs.

Are there different massage intensity levels available?

Many compression massagers, including the WELOV L500, offer adjustable intensity levels to cater to individual preferences and comfort.

Is the WELOV L500 portable and easy to use?

The WELOV L500 is typically designed to be portable and user-friendly, making it suitable for use at home or on the go.

Does the massager come with different massage modes?

Compression massagers often provide various massage modes to offer a variety of massage experiences. Check the product specifications for details.

Can the WELOV L500 be used for relaxation and stress relief?

Yes, many users find that using the WELOV L500 provides relaxation and stress relief in addition to its circulation-boosting benefits.

Is the WELOV L500 easy to clean and maintain?

Maintaining the cleanliness of the massager is essential for hygiene. Refer to the product manual for specific cleaning instructions.

Is the WELOV L500 suitable for athletes and fitness enthusiasts?

Athletes and fitness enthusiasts may use the WELOV L500 as part of their recovery routine to help reduce muscle soreness and improve circulation.

What is the warranty coverage for the WELOV L500?

Check with the manufacturer or retailer for information on the warranty coverage and any available extended warranty options.

Is it safe to use the WELOV L500 for extended periods?

Follow the recommended usage guidelines provided by the manufacturer to ensure safe and effective use of the WELOV L500.

Video-Introduction



<https://www.manualsplus.com/2020/11/WELOV-L500-Circulation-Compression-Massager-User-Manual.mp4>

Download This PDF Link : [WELOV L500 Circulation Compression Massager User Manual](#)

References

- [User Manual](#)