

Wellsons

ID801 In Drawer Power Point



Wellsons ID801 In Drawer Power Point Instruction Manual

[Home](#) » [Wellsons](#) » Wellsons ID801 In Drawer Power Point Instruction Manual 

Contents

- [1 Wellsons ID801 In Drawer Power Point](#)
- [2 Installation Instructions](#)
- [3 Electrical Information](#)
- [4 FAQs](#)
- [5 Documents / Resources](#)
 - [5.1 References](#)
- [6 Related Posts](#)

Wellsons

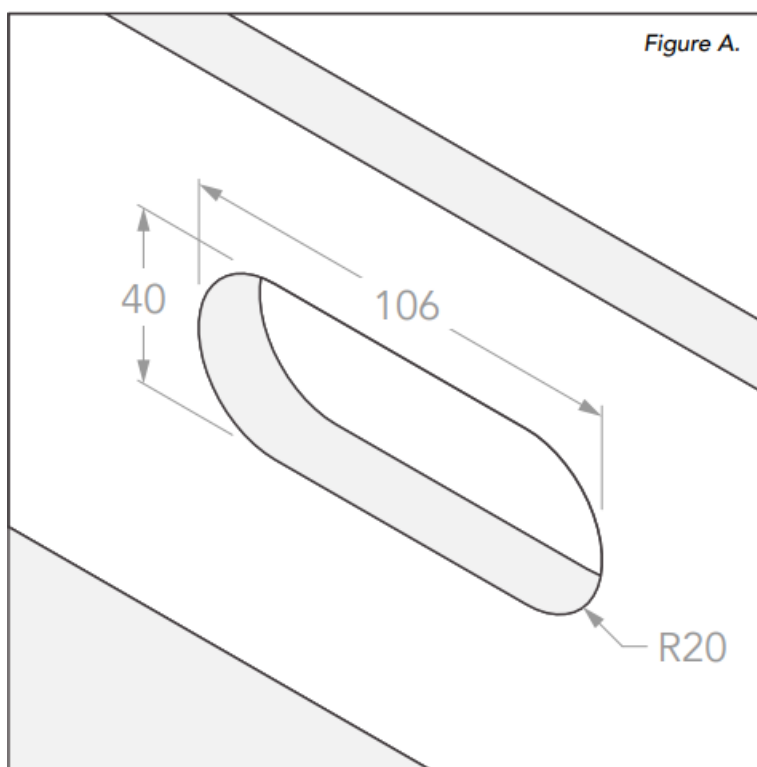
Wellsons ID801 In Drawer Power Point



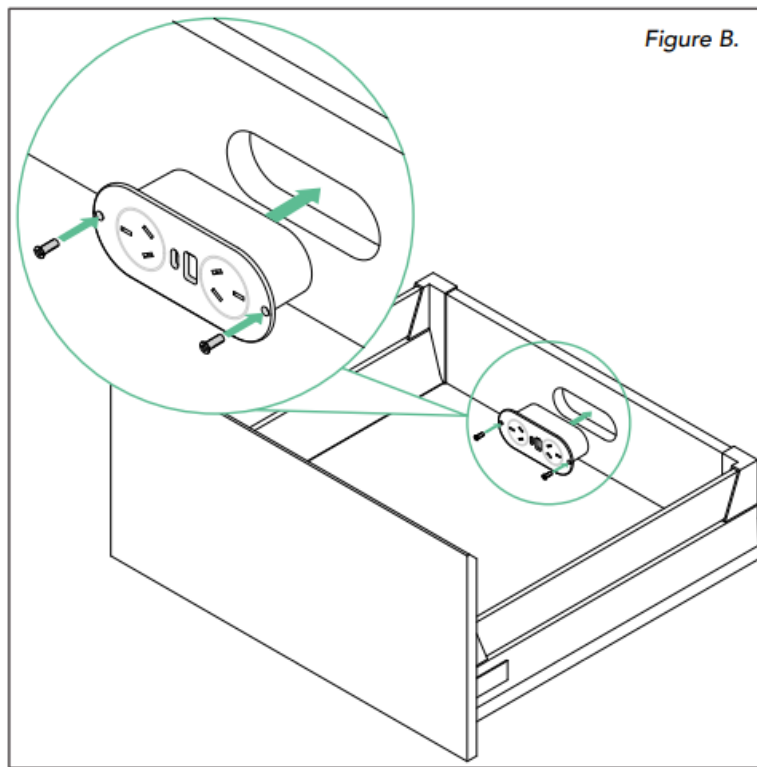
Installation Instructions

Instructions

1. Cut a slot in the back panel of drawer box measuring 106W x 40H x R20 (as specified in Figure A).



2. Pull the plug and cord through the front of the slot and fit the main housing of the power point into the slot with the back of the face plate flush with the board.
3. Screw into the board through the holes on either side of the face plate to secure PowerPoint (see Figure B).



Electrical Information

- **Input:** 220~240V ac 50/60Hz 10A
- **Output:** USB-C + USB-A 5V/3A
- **USB-C:** 5V3A / 9V2A / 12V1.67A (20W Max)
- **USB-C:** 5V3A / 9V2A / 12V1.5A (20W Max)
- **Typc-C + USB-A:** 5V/3A Max:20W
- **VERSION 2** (08/2024)
- **MODEL:** ID801
 - Use the unit indoors only to reduce the risk of fire, electric shock, or injury.
 - Avoid using extension cords to connect the unit.
 - Do not use the product for connecting devices over the specified rating.
 - Do not attempt to open the unit for any reason.



WARNING


To reduce the risk of fire, electric shock, or injury:

1. Use the unit indoors only.
2. Do not use an extension cord(s) to connect the unit.
3. Do not use the product for connecting devices over the specified rating.
4. Do not try to open the unit for any reason.

FAQs

- **Q: Can I use this product outdoors?**
 - **A:** No, this product is designed for indoor use only to ensure safety.
- **Q: What are the maximum power outputs for USB-C and USB-A?**
 - **A:** The USB-C port supports 20W max power output, while the USB-A port supports a maximum of 20W as well.
- **Q: Can I use an extension cord with this product?**
 - **A:** It is recommended not to use extension cords to connect the unit for safety reasons.

Documents / Resources

	Wellsons ID801 In Drawer Power Point [pdf] Instruction Manual ID801 In Drawer Power Point, ID801, In Drawer Power Point, Drawer Power Point, Power Point , Point
---	---

References

- [User Manual](#)

[Manuals+](#), [Privacy Policy](#)

This website is an independent publication and is neither affiliated with nor endorsed by any of the trademark owners. The "Bluetooth®" word mark and logos are registered trademarks owned by Bluetooth SIG, Inc. The "Wi-Fi®" word mark and logos are registered trademarks owned by the Wi-Fi Alliance. Any use of these marks on this website does not imply any affiliation with or endorsement.