


WEEWOODAY

SO0036 Red Light  
up Balloons



# Weewooday SO0036 Red Light up Balloons User Manual


[Home](#) » [Support](#) » Weewooday SO0036 Red Light up Balloons User Manual 

## Contents

- 1 Weewooday SO0036 Red Light up Balloons
- 2 INTRODUCTION
- 3 SPECIFICATIONS
- 4 FEATURES
- 5 SETUP GUIDE
- 6 CARE & MAINTENANCE
- 7 TROUBLESHOOTING
- 8 PROS & CONS
- 9 WARRANTY
- 10 FREQUENTLY ASKED QUESTIONS
- 11 VIDEO – PRODUCT OVERVIEW
- 12 References

# WEEWOODAY

**Weewooday SO0036 Red Light up Balloons**



## INTRODUCTION

Make any event sparkle with the Weewooday SO0036 Red Light Up Balloons, the ideal touch to your party decor. These lovely 20-inch transparent Bobo balloons are ideal for Valentine's Day, weddings, birthdays, Christmas, and other special occasions. They contain red LED string lights that create a warm and seductive atmosphere. The package includes seven balloons and seven LED light strings, all composed of sturdy, high-quality latex for long-term use. The 10-foot silver-plated copper wire LED lights run at low voltage, assuring safety and preventing overheating. These balloons can be filled with either air or helium, however floating requires helium (battery packs do not float). This kit, priced at **\$13.99**, is an inexpensive way to upgrade your party atmosphere. Weewooday manufactures this product, which has been available since 2022, making it a trendy and festive alternative for event décor.

## SPECIFICATIONS

Brand	Weewooday
Model	SO0036
Product Type	LED Light-Up Bobo Balloons
Pack Size	7 Balloons
Balloon Diameter	20 Inches
Color	Red
Material	Copper, Latex
Shape	Round
Theme	Christmas, Valentine's Day
Special Feature	LED Light
LED String Length	10 Feet
LED Light Color	Red
Power Source	Battery-Powered (Batteries Not Included)
Floatability	Only floats when filled with helium
Usage Occasions	Valentine's Day, Wedding, Birthday, Christmas
Package Includes	7 Balloons, 7 LED String Lights
Weight	6.3 Ounces
Country of Origin	China

## FEATURES

- **LED Light-Up Design:** To create a glowing effect, each balloon is outfitted with a bright red LED light.
- **Transparent Bobo Style:** A distinctive and sophisticated appearance is offered by clear balloons.
- Seven 20-inch bobo balloons with matching red LED lights are included in the seven-pack set.
- **10-Foot LED String Lights:** To add brightness, a 10-foot copper wire LED string light is tied around each balloon.
- **Multi-Occasion Use:** Ideal for Christmas, birthdays, weddings, Valentine's Day, and other festivities.
- **Battery-Powered:** These devices are portable and simple to use anywhere because they run on batteries, which are not provided.
- **Sturdy Latex Material:** Premium latex is used to increase durability and break resistance.
- Made from non-toxic components, this product is safe to use both indoors and outdoors.
- **Lightweight Design:** Every balloon is manageable and lightweight.
- **Helium Compatible:** For floating effects, it can be filled with helium; however, the battery pack won't float.
- **Simple to Inflate:** A normal pump can be used to inflate balloons with air or helium.
- **Customizable Shapes:** When inflated, balloons may stretch to form a variety of shapes.
- LEDs that use less energy are made to operate at low voltages in order to avoid overheating.
- **Romantic Ambience:** A cozy and joyous ambience is produced by the red glow.
- **Long-Lasting Lights:** You may enjoy LED string lights for hours on end.

## SETUP GUIDE

- **Carefully unpack:** Take the LED string lights and balloons out of the box.
- **Inflate with Air or Helium :** To fully inflate balloons to their 20-inch diameter, use a pump.
- **Use Helium to Float:** Fill the balloons with helium to make them float.
- **Avoid Over-Inflation:** Excessive inflation might lead to balloon bursts.
- **Secure the Opening:** Use a balloon clip or knot to firmly tie the balloon.
- **Connect LED String Lights:** To create a uniform glow, wrap the LED string around the balloon.
- **Secure the Battery Pack:** Fasten or conceal the battery pack close to the base of the balloon.
- **Insert Batteries:** Fill the battery box with the necessary (not included) batteries.
- **Turn on the LED Lights:** To make the balloons glow, turn on the battery pack.
- **Distribute Evenly:** For a well-balanced appearance, place balloons evenly throughout the event area.
- **Use Transparent Tape:** If necessary, use clear tape to secure the LED wires.
- **Anchor Non-Floating Balloons:** Secure air-filled balloons to walls or stands if you're utilizing them.
- **Modify the Light Settings:** The brightness of certain LED string lights may vary.
- Before the event begins, make sure all of the balloons are lit up correctly.
- **Position in Darker regions:** To enhance the illuminating effect, position balloons in dim regions.



## CARE & MAINTENANCE

- **Store in a Cool Place:** To avoid damage, keep unused balloons out of direct sunlight.
- **Steer clear of sharp objects:** Use caution when handling to avoid punctures.
- **Avoid Overstretching:** Excessive inflation can weaken and rupture balloons.
- **Turn Off When Not in Use:** Turn off the LED lights when not in use to prolong battery life.
- **Use New Batteries:** For optimal illumination performance, make sure your batteries are fresh.
- Gently reposition the LED wires; do not bend the copper wire LED strings too much.
- **Secure Balloon Knots:** To stop air from escaping, tie sturdy knots.
- **Stay Away from Fire:** Steer clear of open flames because the latex compound is combustible.
- **Deflate & Store Correctly:** Carefully deflate balloons after usage so they can be reused.
- **Protect from Wind:** To keep the balloons from taking off, fasten them if you plan to use them outside.
- **Prevent Water Exposure:** To avoid malfunction, keep the battery pack dry.
- **Test Lights Before Events:** Prior to setup, make sure all LED lights are operating properly.
- To prevent choking dangers, dispose of popped balloons appropriately.
- **Check for Leaks:** Inspect balloons for minor punctures prior to inflation.
- **LED Light Reuse:** Keep the LED string lights for use as decorations in the future.

**TROUBLESHOOTING**

Issue	Possible Cause	Solution
Balloons not inflating properly	Overstretched or punctured balloon	Use a new balloon and inflate gently
Balloons not floating	Filled with air instead of helium	Use helium for floating effect
LED lights not turning on	Batteries not inserted properly	Check battery orientation and replace if necessary
LED lights flickering	Loose wiring in battery box	Secure battery connections and tighten wires
String lights tangling	Improper wrapping around balloon	Wrap carefully in an even pattern before inflating
Balloons deflating quickly	Small puncture in the latex	Check for leaks and use a different balloon
Battery pack too heavy	Attached directly to floating balloon	Secure battery pack separately to a surface
Dim LED lights	Weak or drained batteries	Replace with new batteries for better brightness
Balloons bursting	Over-inflation	Inflate to recommended size (20 inches)
LED lights overheating	Prolonged use without breaks	Turn off periodically to prevent overheating

**PROS & CONS**

**Pros:**

- Eye-catching red LED glow for a romantic and festive ambiance
- Durable latex material that resists easy breakage
- Long-lasting 10ft LED string lights with low heat emission

- Battery-powered design allows easy setup and portability
- Versatile use for birthdays, weddings, Christmas, and Valentine's Day

#### Cons:

- Batteries not included, requiring separate purchase
- Balloons only float with helium, limiting setup options
- LED string lights need careful wrapping to avoid tangling
- Battery pack does not float, requiring creative placement
- Latex balloons are a choking hazard for small children

## WARRANTY

The Weewooday SO0036 Red Light Up Balloons come with a **30-day** limited warranty covering manufacturing defects. The warranty does not cover damages caused by improper use, over-inflation, or battery-related issues. Customers can contact Weewooday's support team for claims or replacements.

## FREQUENTLY ASKED QUESTIONS

What is included in the Weewooday SO0036 Red Light Up Balloons set?

The package includes 7 pieces of 20-inch transparent bobo balloons and 7 pieces of red LED string lights (batteries not included).

How big do the Weewooday SO0036 balloons inflate to?

These bobo balloons expand up to 20 inches when fully inflated.

What type of lights are used in the Weewooday SO0036 balloon set?

Each balloon comes with a 10-foot LED string light made of silver-plated copper wire for a soft, glowing effect.

What type of batteries are required for the Weewooday SO0036 Red Light Up Balloons?

The LED string lights require batteries (not included). Refer to the battery pack for specific battery type requirements.

Why is my Weewooday SO0036 balloon not inflating properly?

Ensure you are using a balloon pump or helium tank. Overstretching or using a weak air supply might prevent full inflation.


Why are my Weewooday SO0036 LED string lights not turning on?

Check if the batteries are inserted correctly and make sure the battery box switch is in the ON position.

What should I do if my Weewooday SO0036 balloons pop too easily?

Inflate them slowly and evenly, avoiding over-inflation. Keep them away from sharp objects and direct heat sources.

## VIDEO – PRODUCT OVERVIEW



[References.plus/wp-content/uploads/2025/03/Weewooday-SO0036-Red-Light-up-Balloons-User-Manual.mp4](https://www.references.plus/wp-content/uploads/2025/03/Weewooday-SO0036-Red-Light-up-Balloons-User-Manual.mp4)

- [User Manual](#)

[Manuals+.](#) [Privacy Policy](#)

This website is an independent publication and is neither affiliated with nor endorsed by any of the trademark owners. The "Bluetooth®" word mark and logos are registered trademarks owned by Bluetooth SIG, Inc. The "Wi-Fi®" word mark and logos are registered trademarks owned by the Wi-Fi Alliance. Any use of these marks on this website does not imply any affiliation with or endorsement.