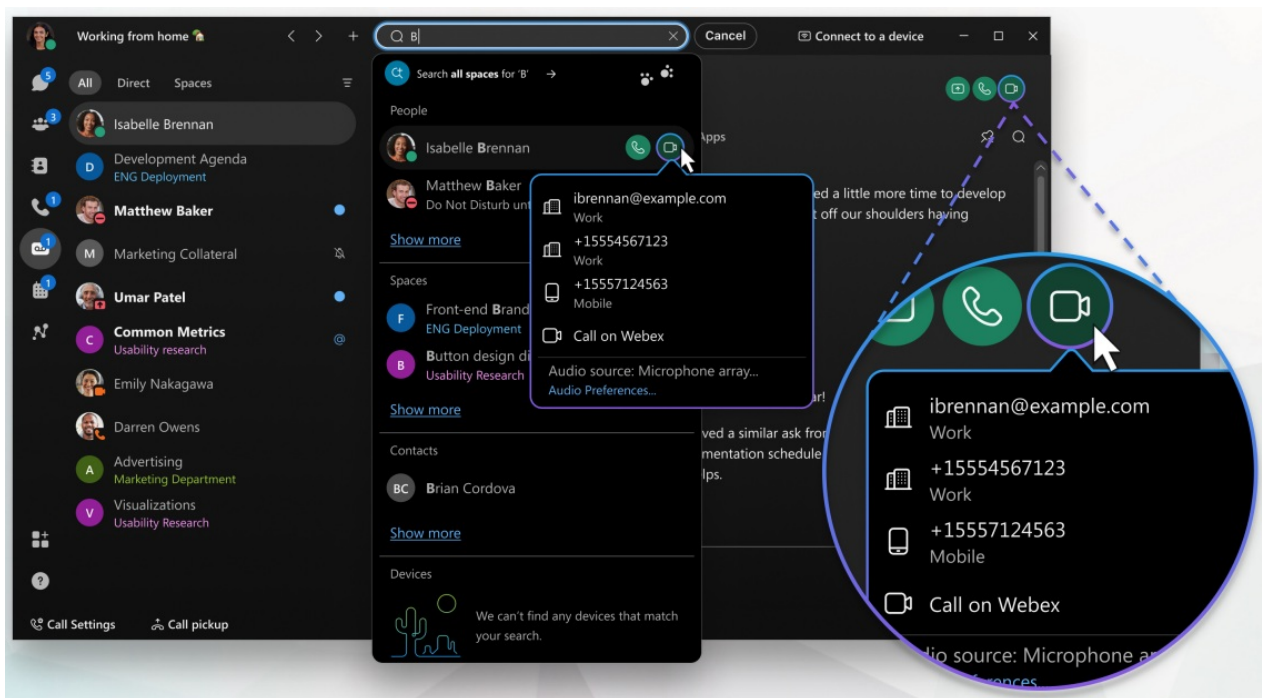


## webex Desktop And Mobile app User Guide

[Home](#) » [webex](#) » webex Desktop And Mobile app User Guide 📄

### webex Desktop And Mobile app

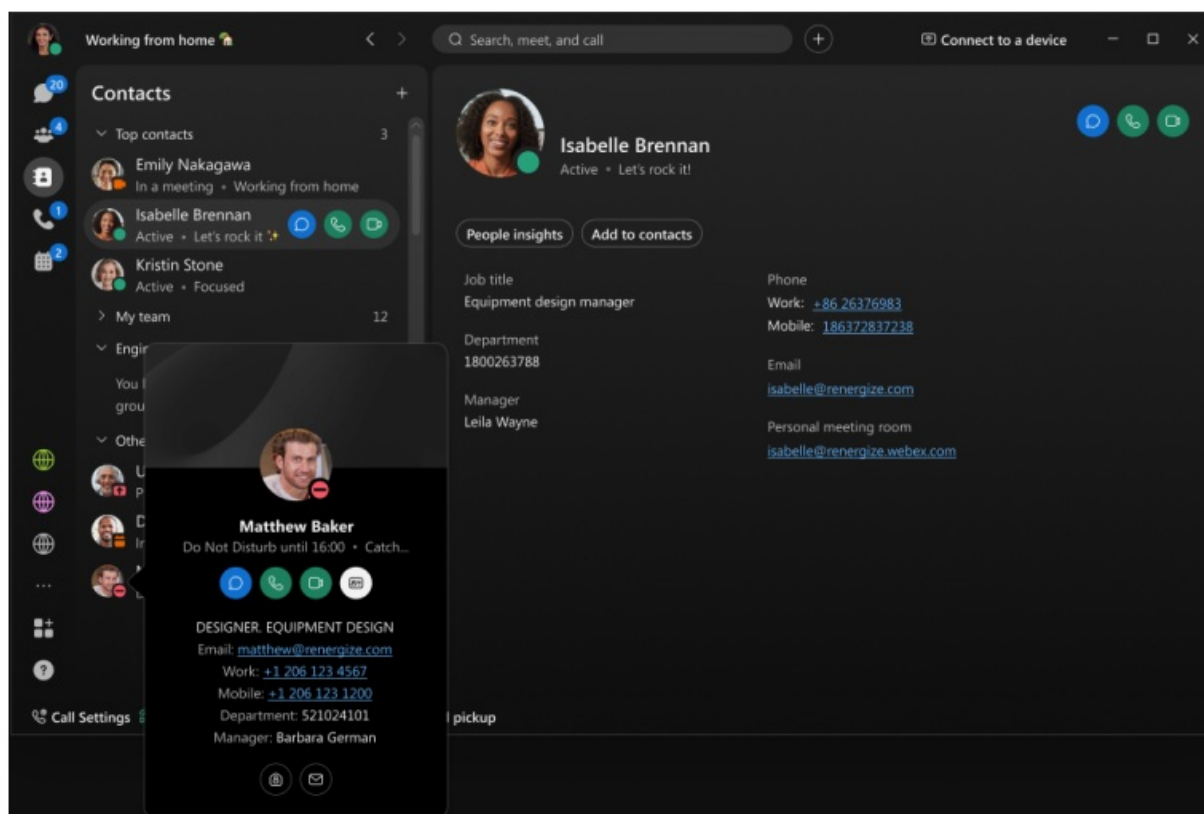


#### Contents


- 1 Click to call in the Webex app
- 2 Documents / Resources
  - 2.1 References
- 3 Related Posts

Click to call in the Webex app

It's easy to make and receive calls in Webex! Save time and keep work flowing by making calls right from your desktop or phone.



## Soft phone

You can call anyone that you're connected to in the Webex app. Use the Calling  tab to view call logs and hover over a contact to call them. Or click on the contact to see their card for other ways to reach them.

## Call from anywhere in the app

You can easily make a call from the audio and video icons wherever you're working in the Webex app. Go to the Calling tab or start a call from a:

- message
- space
- team
- profile
- contact card




[Learn more](#)

© 2023 Cisco and/or its affiliates. All rights reserved.



Documents / Resources

	<a href="#">webex Desktop And Mobile app</a> [pdf] User Guide Desktop And Mobile app, Desktop, And Mobile app, Mobile app, app
---	---

References

- [User Manual](#)

[Manuals+](#), [Privacy Policy](#)

This website is an independent publication and is neither affiliated with nor endorsed by any of the trademark owners. The "Bluetooth®" word mark and logos are registered trademarks owned by Bluetooth SIG, Inc. The "Wi-Fi®" word mark and logos are registered trademarks owned by the Wi-Fi Alliance. Any use of these marks on this website does not imply any affiliation with or endorsement.