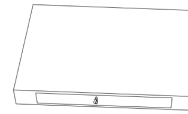


wayfair 421 OK Floating Shelf with Drawer



wayfair 421 OK Floating Shelf with Drawer Instruction Manual


[Home](#) » [wayfair](#) » wayfair 421 OK Floating Shelf with Drawer Instruction Manual 

Contents

- [1 wayfair 421 OK Floating Shelf with Drawer](#)
- [2 Accessories](#)
- [3 Steps](#)
- [4 Documents / Resources](#)
 - [4.1 References](#)

wayfair

wayfair 421 OK Floating Shelf with Drawer



Thank you for choosing our product

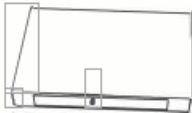



- We appreciate it if you could share with us your experience of our items. Our team is always focused on improving any parts of our goods and services.
- Any questions, not limited by quality/ spare parts / services / installing issues, or anything that you feel is good for us to service, let us know!

We will get back to you within 24 hours.



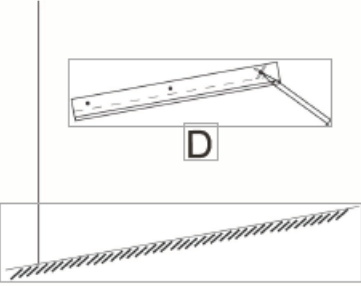
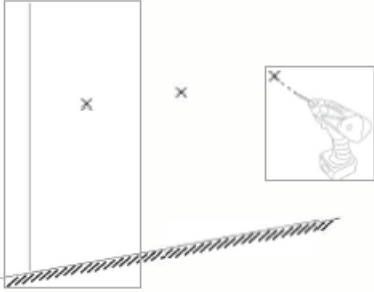
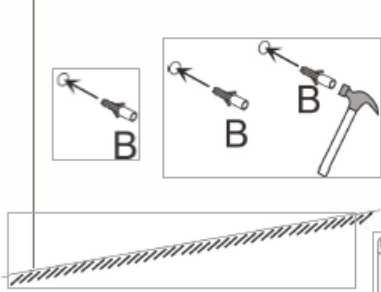

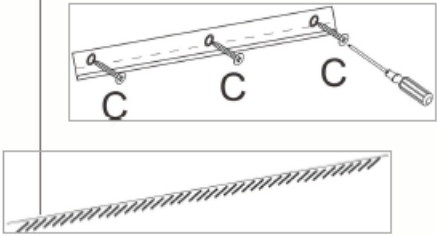
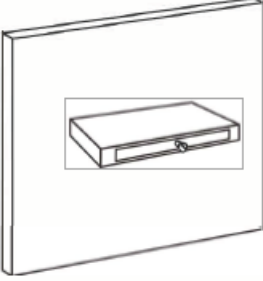

Note

- Lay out all parts on a clean surface to check all the accessories and numbers are correct.
- Please use the screws correctly, otherwise, you might damage the panel.
- Please pay attention to safety while assembling, keep your child away from playing with components and sharp objects.


Accessories

Ax1	Bx3	Cx3	Dx1
			

Steps

<p>1</p>  <p>Using the level to adjust, make sure the accessory is Horizontal.</p> 	<p>2</p> 
<p>3</p> 	<p>4</p>  
<p>5</p> 	<p>6</p>  

Documents / Resources

	<p>wayfair 421 OK Floating Shelf with Drawer [pdf] Instruction Manual</p> <p>421 OK Floating Shelf with Drawer, 421 OK, Floating Shelf with Drawer, Shelf with Drawer, Drawer</p>
---	---

References

- [User Manual](#)