



# Wavemaster PSMOBIGN Mobile Speaker System Quick Start Guide

[Home](#) » [wavemaster](#) » Wavemaster PSMOBIGN Mobile Speaker System Quick Start Guide 

## Contents

- [1 Wavemaster PSMOBIGN Mobile Speaker System](#)
- [2 Introduction](#)
- [3 Product Features](#)
- [4 Controls and connectors](#)
- [5 Charging connection](#)
- [6 Operation](#)
- [7 Audio Connection](#)
- [8 Specifications](#)
- [9 Precautions](#)
- [10 Care and Maintenance](#)
- [11 CE – Declaration of conformity](#)
- [12 Troubleshooting](#)
- [13 FAQs](#)
- [14 Related Posts](#)



**Wavemaster PSMOBIGN Mobile Speaker System**



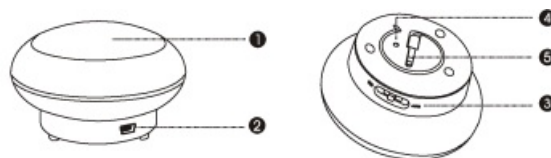
## Introduction

An innovative audio device that promises to take your music experience to new heights is the Wavemaster PSMOBIGN Mobile Speaker System. Its amazing sound quality and mobility make this portable speaker system a must-have item for music lovers and people who are constantly on the road.

## Product Features

- Bluetooth compatibility makes it simple to stream music wirelessly from your smartphone or tablet to the Wavemaster PSMOBIGN.
- Thanks to its high-quality drivers, enjoy immersive audio with resonant bass and crisp treble.
- The small size and integrated handle make it simple to carry and listen to music anywhere.
- For conference calls or taking calls while on the road, the speaker's built-in microphone for hands-free calling is ideal.
- An understandable LED indicator displays connectivity and battery life.
- Connect numerous devices and swap between them without lag for a flexible audio experience via multi-device pairing.

## Controls and connectors



1. Speaker
2. USB charge connector
3. Level and On/Off Switch 4 = Operation LED
4. Audio connection cable

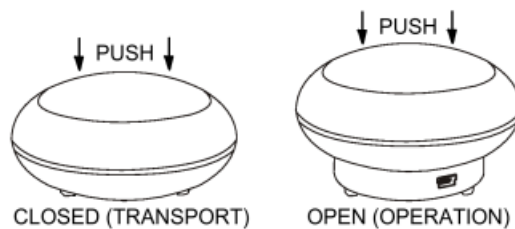
## Charging connection



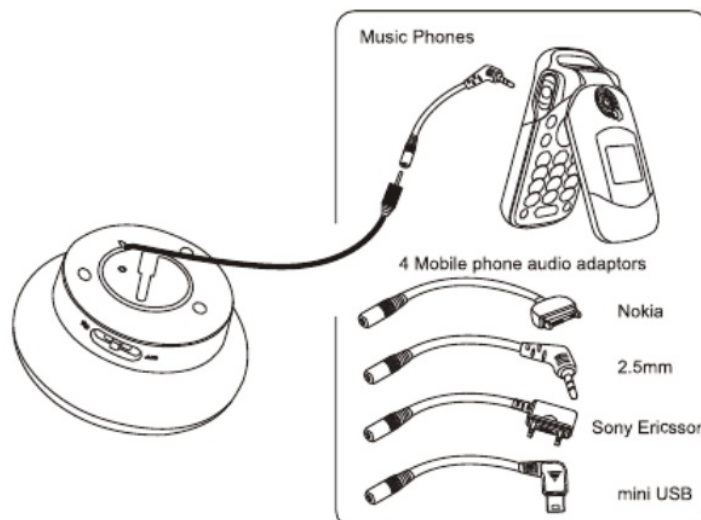
- The MOBI contains a powerful rechargeable Lithium Ion battery, which allows many hours of operation due to high battery capacity.
- Before first usage, the battery requires recharging.
- Connect the charger (USB power supply or PC device USB power) as shown in the picture. MOBI can be operated while charging.

## Operation

- To expand for operation or compress for transport, press on the top half of the cabinet to unlock or lock as shown in the picture.
- For operation, connect the audio input to your audio source and switch it on.



## Audio Connection



**Compatible with all line output audio sources:**



## Specifications

- 38mm Wide range speaker driver, magnetically shielded
- Frequency range: 80 – 20.000 Hz
- integrated Amplifier, level switch, operation control indicator
- Connection by audio cable with 3.5mm stereo plug
- integrated rechargeable Li-Ion battery 3.7V 500mAh
- Charge Voltage: 5 V 0.1 A (USB powered)
- Dimensions: Ø 80 x 50 mm

## Precautions

- Connect the audio input to the line-out, nonamplified output. Avoid connection to the speaker-out jack of your sound source. The amplified signal from the speaker-out may unnecessary distortion and may damage the speaker circuit.
- To connect your sound system to the power supply system, please employ a suitable USB power supply or a PC USB connector.
- If the sound system is not in use for a longer period of time, be sure that the power source is disconnected from your system.
- Do not use alcohol, benzene, thinner, or acids to clean the cabinet.
- Do not place your sound system near radiators, air conditioning, or radio-controlled systems.
- Avoid leaving the sound system in permanent strain such as direct sunlight, extreme moisture or dryness, exceptional cold or heat, mechanical vibrations, or shock.
- Do not open the cabinet, contact qualified personnel only.
- In case there is audible noise, possibly caused by strong radio waves (e.g. by mobile phones) we recommend turning down the volume control of the unit.

## Care and Maintenance

- Keep the speaker away from moisture and extreme temperatures.
- Clean the exterior with a soft, damp cloth.

- Ensure the charging port is dry before plugging in.

## CE – Declaration of conformity

We herewith declare that the WAVEMASTER MOBI speaker system complies with the following standards or normative documents:

### EMC Directive 2004/108/EC:

- EN55022:2006+A122007
- EN55024: 998+ A1: 2001+ A2: 2003

This statement is based on the test reports of an EMV laboratory.

- All texts and illustrations were produced with the greatest care. WAVEMASTER cannot however accept any legal or other responsibility for any remaining incorrect information and its consequences.
- Subject to change without further notice.
- If you have special questions about the product and cannot find a solution in this introduction, you can look for more information on our homepage. Thank you!

[www.wavemaster.eu](http://www.wavemaster.eu)

The device may not be disposed of with household rubbish. This appliance is labeled in accordance with European Directive 2002/96/EG concerning used electrical and electronic appliances (waste electrical and electronic equipment – WEEE). The guideline determines the framework for the return and recycling of used appliances as applicable throughout the EU. To return your used device, please use the return and collection systems available to you.



## Troubleshooting

- If the speaker doesn't pair, ensure Bluetooth is enabled on both the speaker and your device.
- If audio quality is poor, check for obstructions and interference.
- For other issues, consult the user manual or contact Wavemaster's customer support.

## FAQs

What are the key features of the Wavemaster PSMOBIGN Mobile Speaker System?

The Wavemaster PSMOBIGN boasts several features, including Bluetooth compatibility, high-quality drivers for immersive audio, portability with an integrated handle, a built-in microphone for hands-free calls, an LED indicator, and support for multi-device pairing.

How do I charge the speaker?

The speaker comes with a rechargeable Lithium Ion battery. Before first use, make sure to charge the battery. You can connect the charger (USB power supply or PC device USB power) to the USB charge connector on the speaker. You can also operate the speaker while it's charging.

How do I operate the Wavemaster PSMOBIGN Mobile Speaker System?

To operate the speaker, press on the top half of the cabinet to unlock it for use or lock it for transport. Connect the audio input to your audio source and switch it on.

What audio sources can I connect to the speaker?

The speaker is compatible with all line output audio sources. You can connect it using an audio cable with a 3.5mm stereo plug.

What are the specifications of the Wavemaster PSMOBIGN Mobile Speaker System?

The speaker features a 38mm wide range speaker driver, a frequency range of 80 – 20,000 Hz, an integrated amplifier with a level switch, an operation control indicator, and a rechargeable Li-Ion battery with a charge voltage of 5V 0.1A (USB powered). Its dimensions are Ø 80 x 50 mm.

How do I clean and maintain the Wavemaster PSMOBIGN Mobile Speaker System?

How do I clean and maintain the Wavemaster PSMOBIGN Mobile Speaker System?

Does the speaker comply with any standards or regulations?

Yes, the Wavemaster MOBI speaker system complies with EMC Directive 2004/108/EC and specific standards including EN55022:2006+A122007 and EN55024:998+A1:2001+A2:2003. It is based on test reports from an EMV laboratory.

How should I dispose of the Wavemaster PSMOBIGN Mobile Speaker System when I no longer need it?

The device should not be disposed of with household rubbish. It is labeled in accordance with European Directive 2002/96/EG concerning used electrical and electronic appliances (WEEE). Follow the guidelines in your area for the proper disposal and recycling of electronic appliances.

What should I do if I encounter issues with the speaker?

If you encounter issues such as Bluetooth pairing problems or poor audio quality, ensure that Bluetooth is enabled on both the speaker and your device. For other issues, consult the user manual or contact Wavemaster's customer support for assistance.

How do I pair the Wavemaster PSMOBIGN with my Bluetooth device?

To pair the speaker with your Bluetooth device, turn on the speaker and put it in Bluetooth pairing mode. On your device, enable Bluetooth, search for available devices, and select Wavemaster PSMOBIGN from the list. Follow the on-screen instructions to complete the pairing.

Can I use the Wavemaster PSMOBIGN while it's charging?

Yes, you can use the speaker while it's charging. This allows you to enjoy uninterrupted audio even when the battery is low.

What is the range of the Bluetooth connection for the speaker?

The Bluetooth range for the Wavemaster PSMOBIGN is typically around 30 feet (10 meters), but this may vary depending on your surroundings and interference.

**Download This PDF Link: [Wavemaster PSMOBIGN Mobile Speaker System](#)**