



WASSERSTEIN USB Bluetooth keyboard for Google Chromecast with Google TV

[Home](#) » [WASSERSTEIN](#) » WASSERSTEIN USB Bluetooth keyboard for Google Chromecast with Google TV 

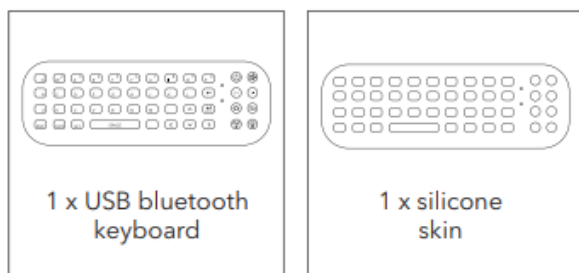
Contents

- [1 WASSERSTEIN USB Bluetooth keyboard for Google Chromecast with Google TV](#)
- [2 In the Box](#)
- [3 How to Use](#)
- [4 B. Pairing the IR \(Infrared\) with TV remote](#)
- [5 Get More Support](#)
- [6 Read More About This Manual & Download PDF:](#)
- [7 Documents / Resources](#)
 - [7.1 References](#)
- [8 Related Posts](#)

WASSERSTEIN USB Bluetooth keyboard for Google Chromecast with Google TV



In the Box



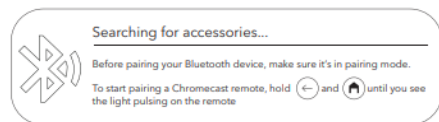
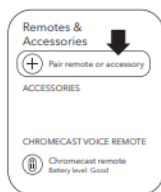
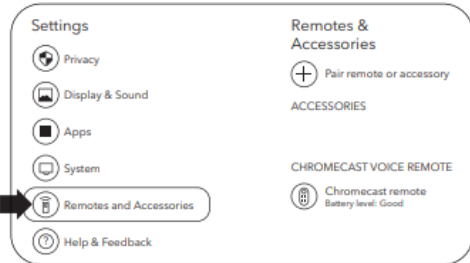
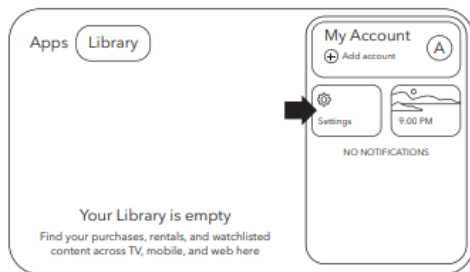
AAA batteries are not included

How to Use


A. Pairing the Bluetooth keyboard

1. Turn On your Google TV and Google

Chromecast. Click the account icon in the top right corner and select: Settings -> Remote & Accessories -> +
Pair remote or accessory



- On the Bluetooth keyboard, press and hold the HOME and BACK buttons together for a few seconds until the orange LED flashes.




- The Chromecast remote will appear on the screen as shown below. Press OK on the Chromecast remote to begin pairing. It will show 'Paired' when successful.



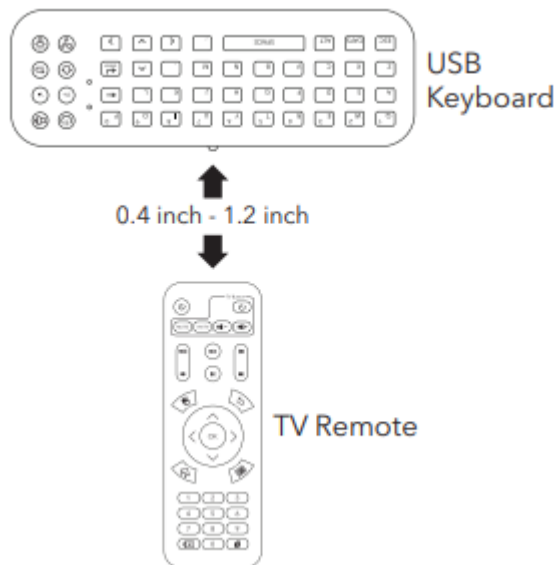
B. Pairing the IR (Infrared) with TV remote

1. Only the 4 buttons shown below can be programmed with the TV remote.

To select which button(s) you would like to program, press and hold for 5 seconds. The red LED will begin blinking.



2. Place the USB keyboard and the TV remote you are learning from on a flat surface, with the sensors facing each other, approximately 1-3 cm apart




3. Press and release the button you wish to program on the device.

The red LED will blink quickly and then turn OFF when the button has been programmed. Repeat these steps to program the other buttons.

Note: If programming is not successful, try placing the TV remote closer to the USB keyboard and try again.

Get More Support

Scan the QR code to contact us or send an email at contact@wasserstein-home.com




Chromecast with Google TV is not included. Wasserstein is not affiliated with Google, LLC. Wasserstein is a trademark of Dropcases Ltd. Chromecast with

Google TV is a trademark of Google, LLC.

Read More About This Manual & Download PDF:

Documents / Resources

	WASSERSTEIN USB Bluetooth keyboard for Google Chromecast with Google TV [pdf] USB Bluetooth keyboard for Google Chromecast, with Google TV, USB Bluetooth keyboard for Google Chromecast with Google TV
---	--

References

-  [Fairway Independent Mortgage Corporation](#)