

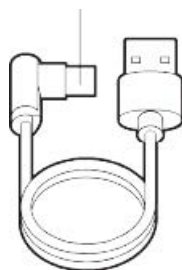
WARP Solution WS-STANDA2010 USB to C-Type Charging Cable Instruction Manual

[Home](#) » [WARP Solution](#) » WARP Solution WS-STANDA2010 USB to C-Type Charging Cable Instruction Manual



Contents

- [1 WARP Solution WS-STANDA2010 USB to C-Type Charging Cable Instruction Manual](#)
- [2 What's included?](#)
- [3 Specification](#)
- [4 Product Overview](#)
- [5 Instructions](#)
- [6 Safety Precautions](#)
- [7 12-Month Limited Warranty](#)
- [8 Documents / Resources](#)
- [9 Related Posts](#)



What’s included?

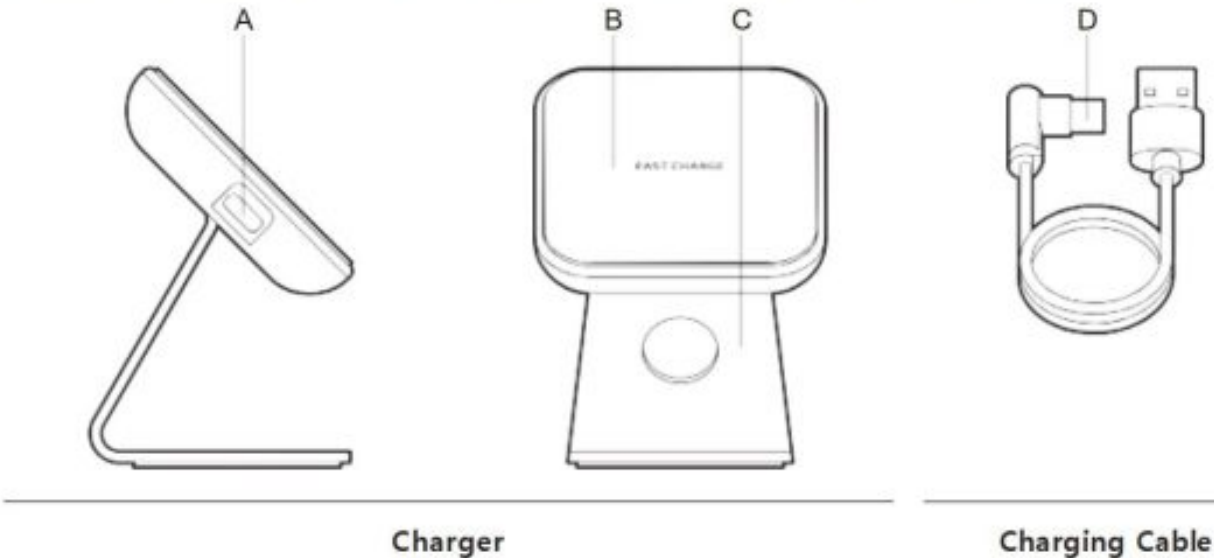
WS-STANDA2010/ USB to C-type Charging Cable/ Instruction Manual/ Non-Slip Sticker.

Specification

Input	9V/1.67A (MIN)
Output	10W (MAX)
Color	Snow White, Charcoal Black, Peach Beige, Hazy Green
Size	61.5 x 84.3 x 55.2 (mm)
Weight	4.23 oz (120g)

Product Overview

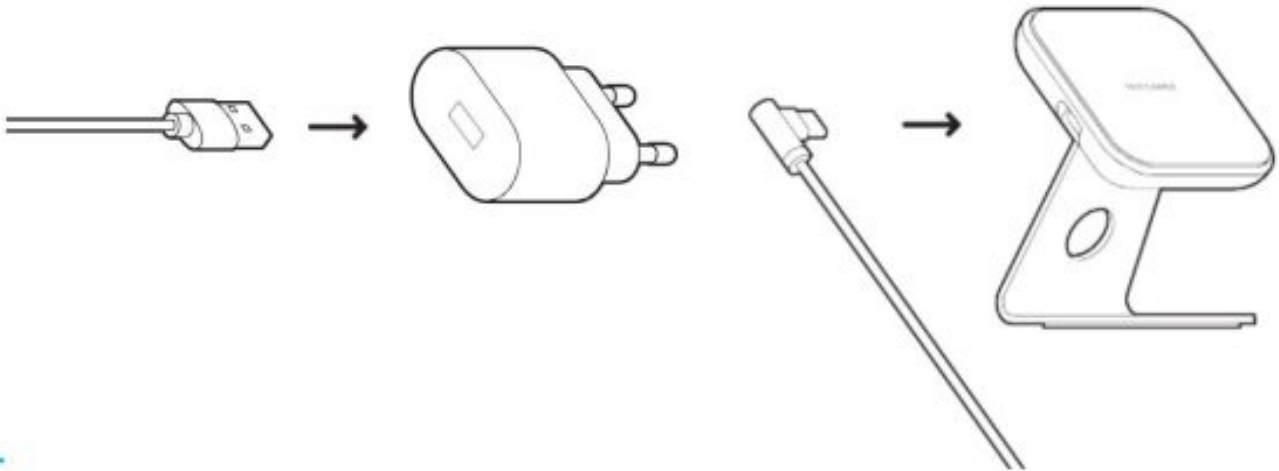
A. C-type Input Port B. Charging Pad Surface C. Metal Stand D. Charging Cable



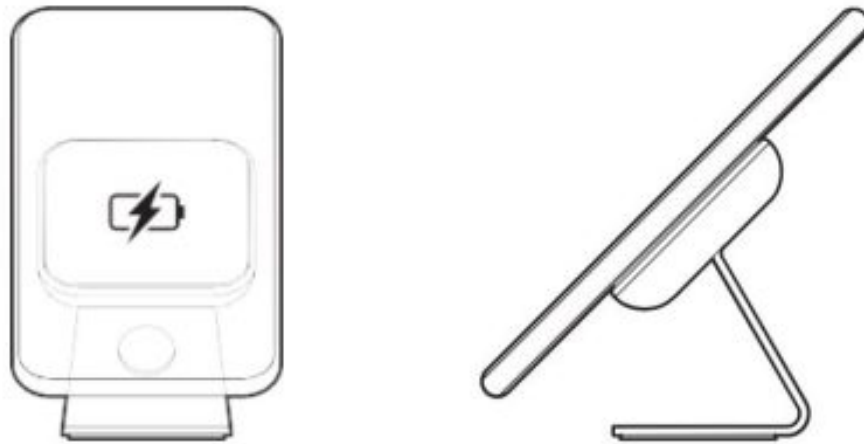
Instructions

1. Connect the provided charging cable to a compatible AC adaptor or power bank (9V/1.67 recommended).

2. Insert the provided charging cable to the C-type input port (A) on the charging pad.



3. Place your wireless charging enabled device at the center of the wireless charging pad (B).

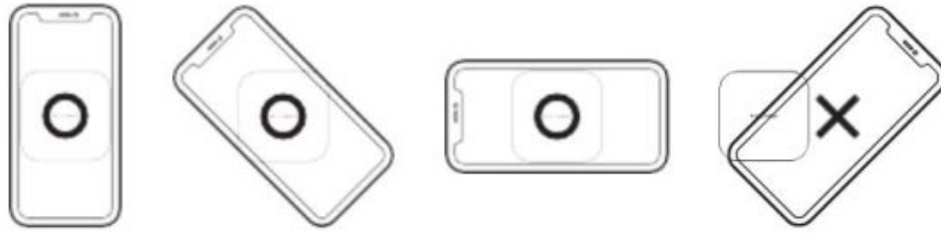


※ Depending on the surface of your charging device or case, it may slip from the charging surface. Please use the provided non-slip sticker or wipe out the charging pad surface with wet wipes.

Safety Precautions

Please read all the instructions before using the device to ensure safe and proper use.

1. Only charge the product using a charger of appropriate voltage (9V/1.67A recommended).
2. Depending on the location of the charging device on the wireless charging pad, the charging device may not charge properly.
3. Wireless charger may not work properly if you have attached a thick case to your smart device. Please try again after removing the case.
4. Do not Press hard or crash or drop the device.
5. Do not disassemble or modify, or repair the device.



6. Do not put the product near the fire or into the fire, water.
7. Keep wireless charging pad away from any liquids or moisture, dust, no metal object between the charging device and the wireless charging pad.
8. Do not expose the product to extreme temperatures or humidity, which may damage the circuits in the product. It is recommended to use your device at room temperatures.
9. Do not place any magnetic cards or storage media containing magnetic strips on the charging area.
10. Do not allow children or animals to chew or suck the device.
11. Do not use your device for a while if the device is overheated.
12. The device contains magnets. It can affect the operation of implanted pacemakers, cardioverters, defibrillators, insulin pumps or other electro medical devices (collectively, “ Medical Device”) within the range of 15 cm (6 inches). If you are a user of any of these Medical Devices, DO NOT USE THIS DEVICE UNLESS YOU HAVE CONSULTED WITH YOUR PHYSICIAN.
13. Changes or modifications not expressly approved by the party responsible for compliance could void the user’s authority to operate the equipment.

12-Month Limited Warranty

The product has a 12-month limited warranty from date of purchase, unless the warranty is voided by one or more of the following. To receive service, please have this warranty and receipt with you. After purchasing this product, make sure to fill in the information and keep it in a safe place.

Exclusion of Warranty Service

1. In case of loss or damage due to the customer’s fault or negligence (damage caused by impact or inserting foreign substance)
2. In case of damage due to personal repair or modification other than repair provided by the customer center
3. In case of damage due to incorrect use, dropping, liquid damage and improper use
4. Product damage caused by natural disaster
5. In case of failure after product warranty period

Model Name

Purchased Location

Purchased Date

Customer Name

This device complies with part 15 of the FCC Rules. Operation is subject to the following two conditions:

- (1) The device may not cause harmful interference
- (2) This device must accept any interference received, including interference that may cause undesired operation.



Copyright © WARP Solution. All Rights Reserved.

Read More About This Manual & Download PDF:

Documents / Resources

	<p>WARP Solution WS-STANDA2010 USB to C-Type Charging Cable [pdf] Instruction Manual WS-STANDA2010, WSSTANDA2010, 2AYAV-WS-STANDA2010, 2AYAVWSSTANDA2010, WS-STANDA2010 USB to C-Type Charging Cable, WS-STANDA2010, USB to C-Type Charging Cable</p>
---	---