




wahoo WF151 Speed Sensor User Guide

[Home](#) » [wahoo](#) » wahoo WF151 Speed Sensor User Guide 



Speed Sensor QUICK SETUP

Contents

- [1 WF151 Speed Sensor](#)
- [2 SCAN & PAIR](#)
- [3 ATTACH](#)
- [4 SPIN](#)
- [5 PAIR](#)
- [6 TRANSMIT](#)
- [7 REPLACE THE BATTERY](#)
- [8 LEDS](#)
- [9 Warranty Information](#)
- [10 Documents / Resources](#)
 - [10.1 References](#)

WF151 Speed Sensor



WARNING See Important Product Information included in the product box for product warnings and other important information.

Always consult your physician before you begin or modify any exercise program.

SCAN & PAIR

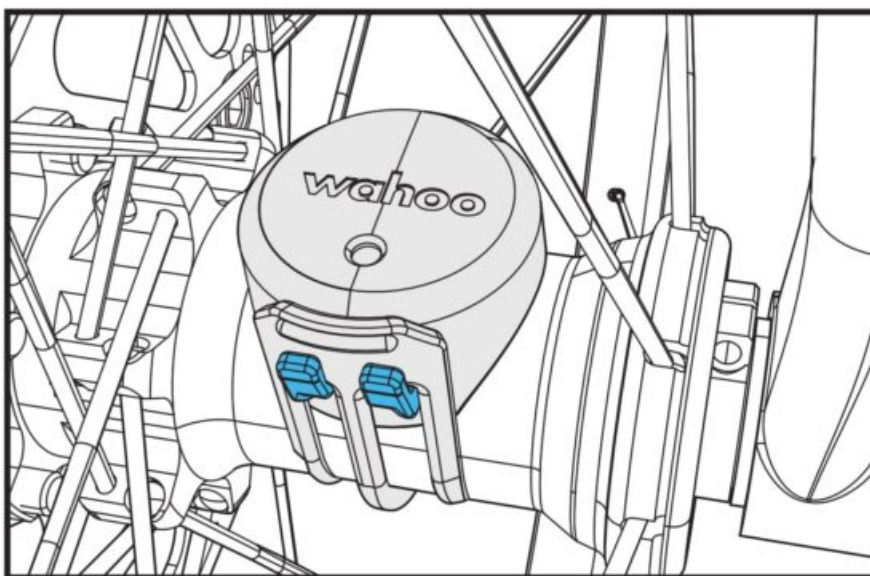
If you do not have the Wahoo App, download it for free from the Apple app store or the Android Google Play Store for setup, device registration and firmware updates.



FOR MORE INFORMATION GO TO [WAHOOFITNESS.COM/INSTRUCTIONS](https://wahoofitness.com/instructions)

ATTACH

Attach Speed Sensor to your wheel hub by pulling the strap around the hub and engaging it with the hook.

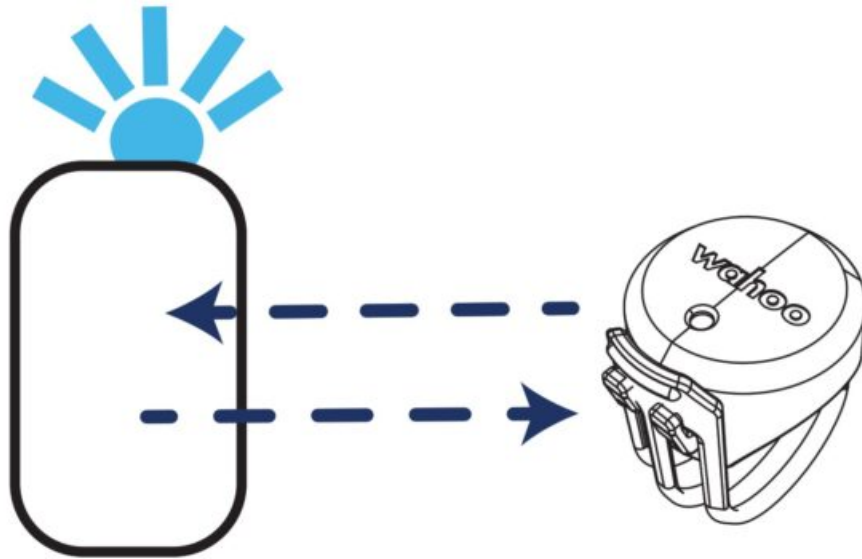


SPIN

Spin the wheel to ensure Speed Sensor is secure and does not impede rotation of your wheel.

PAIR

Pair Speed Sensor to your ELEMNT Bike Computer, Wahoo App, or other compatible training tool. The blue LED will flash while searching and become solid once connected.



TRANSMIT

Once connected, your Speed Sensor is awake and transmitting speed.

REPLACE THE BATTERY

Rotate the battery door counter-clockwise.

Lift and remove the battery door.

Insert a new CR2032 battery + side up.

Re-insert the battery door, and rotate clockwise until secure.

LEDS

PAIRING

- ▶ Blue LED slow flash: awake and searching
- ▶ Blue LED fast flash: connecting to the device
- ▶ Blue LED solid: connected to the device

NOTE: LED operation shuts off 30 seconds after waking.

This Important Product Information Guide contains important safety, handling, regulatory, and warranty information for your device.

! WARNING Failure to heed the following warnings could result in an accident or medical event resulting in death or serious injury. In addition to this Important Product Information Guide, please make sure to read all information included in your Quick Start Guide in detail, including any incorporated safety warnings.

Read the below warnings carefully prior to use of this device. Failure to comply with these warnings may result in serious injury or death.

Battery Warnings:

A lithium-ion battery is used in this device. If these warnings are not followed, batteries may experience a shortened life span or may present a risk of damage to the device, fire, chemical burn, electrolyte leak, and/or injury.

- A non-replaceable lithium battery is used in this device.
- Do not remove, attempt to remove, or replace the battery included in the device. Using other batteries poses a risk for fire and explosion.
- Do not expose the device or batteries to fire, explosion, or other hazard.

- Do not disassemble, modify, remanufacture, puncture, or damage the device or batteries.
- Do not force discharge, recharge, disassemble, heat above manufacturer's specified temperature rating, or incinerate the batteries. Doing so may result in injury due to venting, leakage or explosion resulting in chemical burns.
- Immediately recycle or dispose of dead batteries according to local regulations and keep away from children. Do NOT dispose of batteries in household trash or incinerate them.
- Although the device is water resistant to its published depth rating, it may still suffer water ingress if it is subjected to an activity that creates pressure on it that exceeds the depth rating. Do not submerge the device in water or in other liquids.
- Do not use a power cable, data cable, and/or power adapter that is not supplied by Wahoo or is not properly certified.

Health Warnings:

- Before beginning or modifying any exercise program, please consult your physician.
- The device has a color, lighted screen and an LED that may emit flashing lights occasionally. Consult your physician if you have epilepsy or are sensitive to flashing lights.
- The device and its companion app track your movement and report metrics such as distance, heart rate, and calorie tracking. This information provided is a close estimation of your activity and metrics tracked but may not be completely accurate.
- The device is intended for recreational use only and is not intended for medical or diagnostic purposes.
- Any heart rate readings provided by this device are for reference only, and no responsibility is accepted for the consequences of any erroneous readings.

Navigation Warnings

- Registering the device is necessary to ensure that you have the most up to date maps and software. If you do not register the device, your navigation features will be impaired.
- Set destinations and other navigation inputs prior to your departure to ensure your attention and your facilities are directed to your activity and not the device.
- The device allows you to send your location to contact(s). This feature should not be relied upon as a method to obtain emergency assistance in the event of an emergency or accident.
- Do not follow navigation instructions in the event that they do not comport with real life conditions or would cause a safety hazard and always compare information displayed on the device, or announced by the device, to all available navigation sources.
- When riding along the suggested route, always follow all traffic regulations, signage and other information provided about road conditions (for example, one-way traffic or detours).

Bicycle Warnings:

- Always use your best judgment, and safely operate the bicycle.
- Make sure the device mount is secure before each ride, following Wahoo Fitness's specific mounting instructions. The device may display various notifications while in use. Always be aware of your surroundings while using the device and do not fixate on the screen. Do not get distracted by device notifications or fixate on

the display screen or injury may occur.

- Use caution when navigating the computer's screens while riding. Only remove your hands from the handlebars when it is safe to do so.
- Wahoo Fitness cannot guarantee the performance of any third party sensor, hardware, or software that may be used with the device.
- If you are using a vehicle proximity sensor (radar), that sensor is not a replacement for rider attentiveness, it is intended as merely a supplement to your own assessment of your surroundings. Vehicle proximity devices, if not used properly, could lead to an accident causing serious personal injury or death. Read all instructions in your instruction manuals for these devices carefully.

California Proposition 65:

- The enclosed hardware and its packaging contain chemicals the State of California has found to cause cancer, birth defects, or reproductive harm.

Trademark Notices

- Wahoo® is a trademark of Wahoo Fitness L.L.C., registered in the U.S. and other countries.
- Apple® and the Apple logo® are trademarks of Apple Inc., registered in the U.S. and other countries
- The Bluetooth® work mark and logos are registered trademarks owned by Bluetooth SIG, Inc. and any use of such marks by Wahoo Fitness is under license.
- The Android robot is reproduced or modified from work created and shared by Google and used according to terms described in the Creative Commons 3.0 Attribution License.

IC Statement:

- This device complies with Industry Canada license-exempt RSS standard(s). Operation is subject to the following two conditions: (1) this device may not cause interference, and (2) this device must accept any interference, including interference that may cause undesired operation of the device. The device meets the exemption from the routine evaluation limits in section 2.5 of RSS 102 and users can obtain Canadian information on RF exposure and compliance.

CE statement :

- Hereby, Wahoo Fitness declares that this product is in compliance with:
 - The essential requirements and essential relevant provisions of directive 2014/53/EU
 - The full text of the EU declaration of conformity (DoC) is available at the following internet address:
www.wahoofitness.com/regulatory-notice.

The object of the declaration described above is in conformity with the relevant European Union harmonization Legislation: Directive 2014/53/EU and any other applicable directives. This declaration is issued under the sole responsibility of Wahoo Fitness, LLC.

FCC Compliance Statement:

- The enclosed hardware device complies with part 15 of the FCC Rules.
Operation is subject to the following two conditions: (1) This device may not cause harmful interference and (2) it must accept any interference received, including interference that may cause undesired operation.
- This equipment has been tested and found to comply with limits for a Class B digital device, pursuant to Part 15 of the FCC rules. These limits are designed to provide reasonable protection against harmful interference in residential installations. This equipment generates, uses, and can radiate radio frequency energy, and if not installed and used in accordance with the instructions, may cause harmful interference to radio communications. However, there is no guarantee that interference will not occur in a particular installation. If this equipment does cause interference to radio or television equipment reception, which can be determined by turning the equipment off and on, the user is encouraged to try to correct the interference by one or more of the following measures:
 - Reorient or relocate the receiving antenna.
 - Increase the separation between the equipment and the receiver.
 - Connect the equipment into an outlet on a circuit different from that to which the receiver is connected.
 - Consult the dealer or an experienced radio/TV technician for help.
- Changes or modifications to this product not authorized by Wahoo Fitness could void the electromagnetic compatibility (EMC) and wireless compliance and negate your authority to operate the product.

Warranty Information

For information related to warranty please visit the Wahoo Fitness website at:

<https://www.wahoofitness.com/returns-and-warranty>

Additionally you may request a free copy of the warranty terms by writing to: Wahoo Fitness Headquarters 90 West Wieuca Road NE Atlanta, GA 30342

Attn: Warranty Request

Warranty claims can also be made online at <https://support.wahoofitness.com>

RF warning:

This equipment complies with FCC or Canada radiation exposure limits set forth for an uncontrolled environment. This equipment should be installed and operated with minimum distance 20cm between the radiator & your body.

wahoo



IMPORTANT SAFETY AND PRODUCT INFORMATION WARNING



WARNING

Documents / Resources



[wahoo WF151 Speed Sensor](#) [pdf] User Guide

PADWF151, WF151 Speed Sensor, WF151, Speed Sensor, Sensor

References

- [User Manual](#)

[Manuals+](#), [Privacy Policy](#)

This website is an independent publication and is neither affiliated with nor endorsed by any of the trademark owners. The "Bluetooth®" word mark and logos are registered trademarks owned by Bluetooth SIG, Inc. The "Wi-Fi®" word mark and logos are registered trademarks owned by the Wi-Fi Alliance. Any use of these marks on this website does not imply any affiliation with or endorsement.