



## WABASH COMMUNICATIONS Setting up your Wi Fi and App User Guide


[Home](#) » [WABASH COMMUNICATIONS](#) » WABASH COMMUNICATIONS Setting up your Wi Fi and App User Guide 

*WABASH COMMUNICATIONS Setting up your  
Wi Fi and App User Guide*

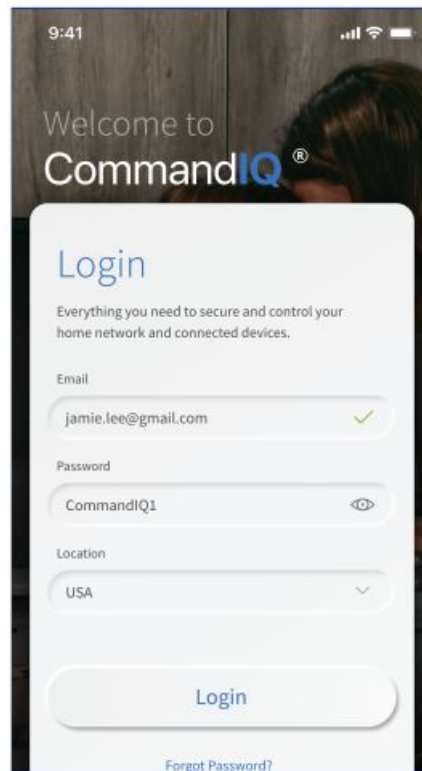
# Quick Start Guide:

## Setting up your Wi-Fi and App

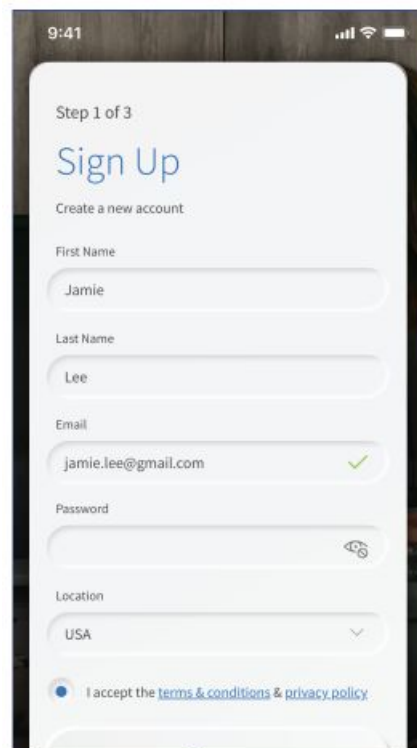
1. Download the app. You can search either the Apple App Store or Google Play Store for: `CommandIQ®`, then install it on your mobile device.



2. Select "SIGN UP" towards the bottom of the screen.



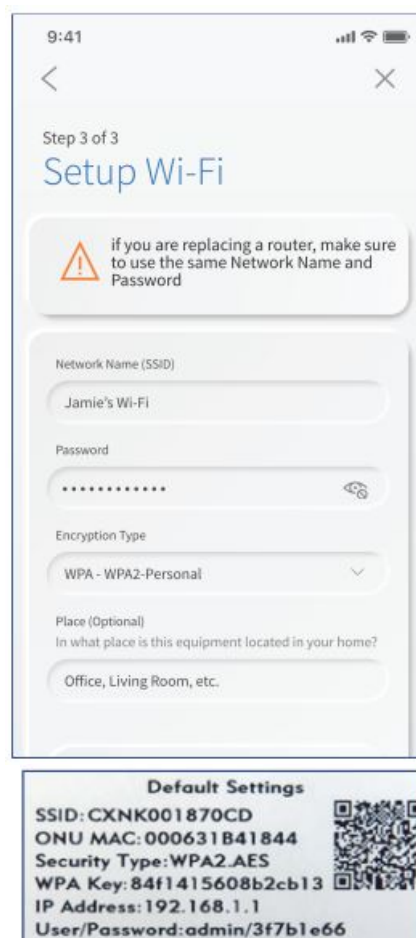
3. Enter your personal information. The password you enter here will be used to access the app.
- Note: Please wait at least 10 minutes after your Giga Spire BLAST System has been `turned up` before attempting step 4.



4. If your system is plugged in and connected select "Yes" to continue.

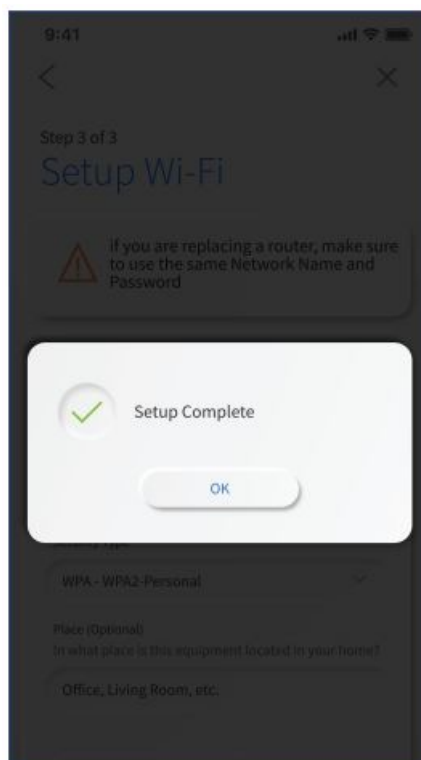


5. Tap the QR code that appears within the app. (You will be asked to allow the app to access your camera). Point your camera at the QR Code found on the bottom of your Giga Spire BLAST System, or on the sticker that came in your box (example shown below). Select OK. After you select "Submit", you may be asked to enter your account number.



1. **Note:** If your system is already operating with Wi-Fi, tap the “Click here to skip” text. Otherwise, complete these steps to set-up your Wi-Fi. Name your network and create a password.

- The Router Name will be used throughout the app.
- The Network Name (SSID) is what you will use as your wireless connection name.
- Select a password for your wireless network, if, you do not want to change it on all the devices in your home, use your existing wireless SSID and Password from your current router.



**Click Submit and you're all done!**

### Getting started with the App

The App allows you to manage your home or small business Wi-Fi network. You can self-install and be managing your home or business within a few minutes.

Download the app and start managing your home network today!

Next:

Refer to the CommandIQ® Consumer Product Guide for details on how to use specific features.

### Need help?

Contact support: (618)665-3311 | [www.wabash.net](http://www.wabash.net)

#### Contents

[1 Documents / Resources](#)

[2 Related Posts](#)

### Documents / Resources



[WABASH COMMUNICATIONS Setting up your Wi Fi and App](#) [pdf] User Guide  
Setting up your Wi Fi and App

Manuals+.