

**vtech**

VTECH 80-183461  
SORT &  
DISCOVER  
ACTIVITY CUBE



## VTech 80-183461 Sort & Discover Activity Cube User Manual

[Home](#) » [Support](#) » VTech 80-183461 Sort & Discover Activity Cube User Manual 

### Contents

- [1 VTech 80-183461 Sort & Discover Activity Cube](#)
- [2 INTRODUCTION](#)
- [3 INCLUDED IN THIS PACKAGE](#)
- [4 BATTERY INSTALLATION](#)
- [5 PRODUCT FEATURES](#)
- [6 CARE & MAINTENANCE](#)
- [7 TROUBLESHOOTING](#)
- [8 PRODUCT WARRANTY](#)
- [9 FAQs](#)
- [10 Video-VTech 80-183461 Sort & Discover Activity Cube](#)
- [11 Reference link](#)
- [12 References](#)
- [13 Related Posts](#)

# vtech

**VTech 80-183461 Sort & Discover Activity Cube**



## INTRODUCTION

Thank you for purchasing the VTech® Sort & Discover Activity Cube™ learning toy! Play on five sides of the Sort & Discover Activity Cube™. Slide, press, roll and flip the fun manipulative play features while learning colors, numbers, animals, and more. 4 shape sorter blocks fit into the side of the cube to develop hand-eye coordination while the spinning blocks and beads develop motor skills.


**BOOK PAGE**

**SPINNER**

**ON/OFF/VOLUME  
CONTROL SWITCH**

**LIGHT-UP MUSIC  
KEYS**

**SPINNING GEARS**



## **INCLUDED IN THIS PACKAGE**

- One VTech® Sort & Discover Activity Cube™ learning toy
- Four-shape sorter blocks
- One user's manual

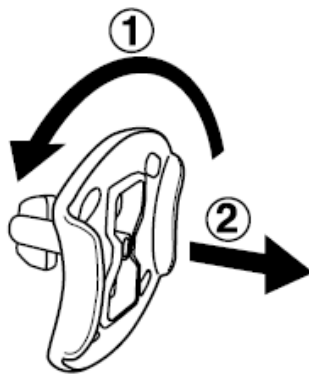
## **WARNING**

All packing materials, such as tape, plastic sheets, packaging locks, and tags are not part of this toy and should be discarded for your child's safety.

## **NOTE**

Please keep the user's manual as it contains important information.

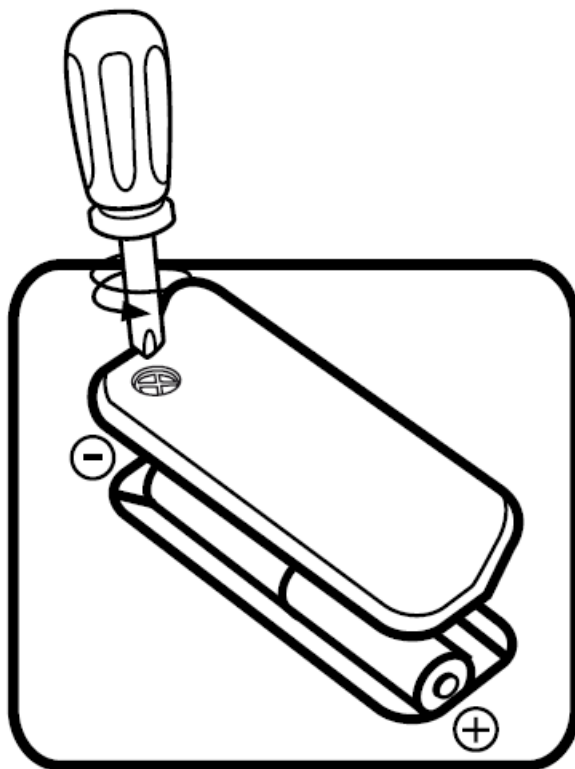
**Unlock the packaging locks:**



1. Rotate the packaging locks 90 degrees counter-clockwise.
2. Pull out the packaging locks.

## GETTING STARTED

### BATTERY INSTALLATION



1. Make sure the unit is turned OFF.
2. Locate the battery cover below the piano buttons. Use a screwdriver to loosen the screw.
3. Install 2 new 'AA' (AM-3/LR6) batteries following the diagram inside the battery box. (The use of new alkaline batteries is recommended for maximum performance.)
4. Replace the battery cover and tighten the screw to secure the battery cover.

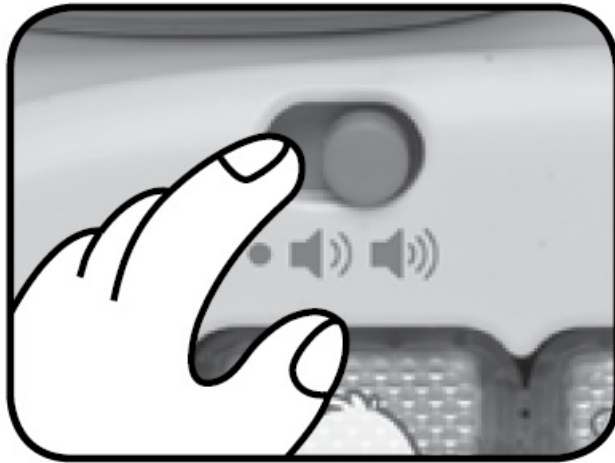
### BATTERY NOTICE




- Use new alkaline batteries for maximum performance.
- Use only batteries of the same or equivalent type as recommended.

- Do not mix different types of batteries: alkaline, standard (carbonzinc) rechargeable (Ni-Cd, Ni-MH), or new and used batteries.
- Do not use damaged batteries.
- Insert batteries with the correct polarity.
- Do not short-circuit the battery terminals.
- Remove exhausted batteries from the toy.
- Remove batteries during long periods of non-use.
- Do not dispose of batteries in a fire.
- Do not charge non-rechargeable batteries.
- Remove rechargeable batteries from the toy before charging (if removable).
- Rechargeable batteries are only to be charged under adult supervision.

## PRODUCT FEATURES

### ON/OFF/VOLUME CONTROL SWITCH



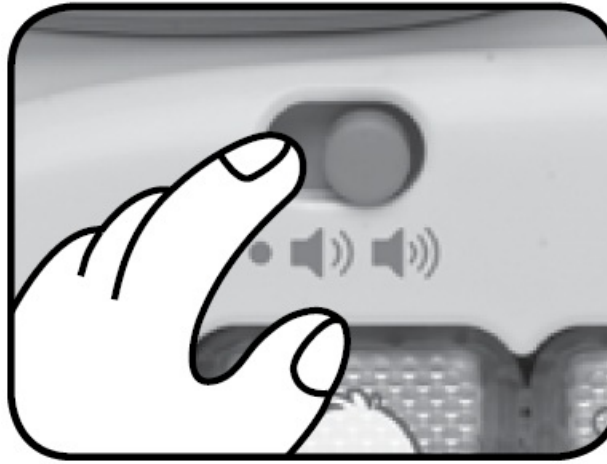
- To turn the unit ON, slide the ON/OFF/ VOLUME CONTROL SWITCH to the LOW VOLUME (  ) or the HIGH VOLUME (  ) position.
- To turn the unit OFF, slide the ON/OFF/VOLUME CONTROL SWITCH to the OFF (  ) position.

### AUTOMATIC SHUT-OFF



To preserve battery life, the VTech® Sort & Discover Activity Cube™ will automatically power down after approximately 35 seconds without input. The unit can be turned on again by pressing any button.

### ACTIVITIES

1. Slide the on/off/volume control switch to turn the unit on. You will hear a playful song and phrase with fun sounds. The lights will flash with the sounds.



2. Press the light-up piano keys to learn colors, numbers, and animals and hear a variety of melodies. When a melody is playing, press the piano keys to play the song note by note. The lights will flash with the sounds.
3. Turn the book page to hear nursery rhymes. The lights will flash with the sounds.



4. Press the bear button to hear playful songs. The lights will flash with the sounds.
5. Spin the dial on the top of the cube, when the cursor points at an animal, you will learn about the animal. The lights will flash with the sounds.



6. If there is no input to the unit after approximately 10 seconds, you will hear a question about the animals on the piano keys. After another 10 seconds without input, you will hear a fun phrase. If there continues to be no input for another 10 seconds, the unit will play a short tune and power down. The unit can be turned on again by pressing any button or by spinning the dial.

## MELODY LIST

1. The Bear Went Over the Mountain
2. Camptown Races
3. She'll Be Comin' Round the Mountain
4. Farmer in the Dell
5. Old MacDonald Had a Farm
6. The Old Grey Mare
7. BINGO
8. Chicken Reel
9. Baa Baa Black Sheep
10. Looby Loo

## SUNG SONG LYRICS

### SONG 1

- One, two, three, four, five,
- Five sides of learning fun!

### SONG 2

- I am a happy bear, I like to sing and play.

### SONG 3



- Hickory, dickory, dock!
- The mouse ran up the clock;
- The clock struck one, the mouse ran down,
- Hickory, dickory, dock!

## **SONG 4**

- Mary had a little lamb, little lamb, little lamb,
- Mary had a little lamb, its fleece was white as snow.
- Everywhere that Mary went, Mary went, Mary went,
- Everywhere that Mary went, the lamb was sure to go.

## **CARE & MAINTENANCE**

1. Keep the unit clean by wiping it with a slightly damp cloth.
2. Keep the unit out of direct sunlight and away from any direct heat source.
3. Remove the batteries when the unit will not be in use for an extended period.
4. Do not drop the unit on hard surfaces and do not expose the unit to moisture or water.

## **TROUBLESHOOTING**

If for some reason the program/activity stops working or malfunctions, please follow these steps:

1. Please turn the unit OFF.
2. Interrupt the power supply by removing the batteries.
3. Let the unit stand for a few minutes, then replace the batteries.
4. Turn the unit ON. The unit should now be ready to play again.
5. If the product still does not work, replace it with a new set of batteries.

If the problem persists, please call our Consumer Services Department at 1-[800-521-2010](tel:800-521-2010) in the U.S. or 1-[877-352-8697](tel:877-352-8697) in Canada, and a service representative will be happy to help you. For information on this product's warranty, please call VTech® at 1-[800-521-2010](tel:800-521-2010) in the U.S. or 1-[877-352-8697](tel:877-352-8697) in Canada.

## **IMPORTANT NOTE**

Creating and developing Infant Learning products is accompanied by a responsibility that we at VTech® take very seriously. We make every effort to ensure the accuracy of the information, which forms the value of our products. However, errors sometimes can occur. You need to know that we stand behind our products and encourage you to call our Consumer Services Department at 1-[800-521-2010](tel:800-521-2010) in the U.S. or 1-[877-352-8697](tel:877-352-8697) in Canada, with any problems and/or suggestions that you might have. A service representative is happy to help you.

### **Note**

This equipment has been tested and found to comply with the limits for a Class B digital device, under Part 15 of the FCC Rules. These limits are designed to provide reasonable protection against harmful interference in a residential installation. This equipment generates, uses, and can radiate radio frequency energy and, if not installed and used by the instructions, may cause harmful interference to radiocommunications. However, there is no guarantee that interference will not occur in a particular installation. If this equipment does cause harmful interference to radio or television reception, which can be determined by turning the equipment off and on, the user



is encouraged to try to correct the interference by one or more of the following measures:

- Reorient or relocate the receiving antenna
- Increase the separation between the equipment and the receiver
- Connect the equipment to an outlet on a circuit different from that to which the receiver is connected
- Consult the dealer or an experienced radio/TV technician for help

THIS DEVICE COMPLIES WITH PART 15 OF THE FCC RULES. OPERATION IS SUBJECT TO THE FOLLOWING TWO CONDITIONS:

1. THIS DEVICE MAY NOT CAUSE HARMFUL INTERFERENCE, AND
2. THIS DEVICE MUST ACCEPT ANY INTERFERENCE RECEIVED, INCLUDING INTERFERENCE THAT MAY CAUSE UNDESIRE OPERATION.CAN ICES-3 (B)/NMB-3(B)

## **PRODUCT WARRANTY**

This Warranty applies only to the original purchaser, is non-transferable, and applies only to “VTech” products or parts. This product is covered by a 3-month Warranty from the original purchase date, under normal use and service, against defective workmanship and materials. This Warranty does not apply

- consumable parts, such as batteries;
- cosmetic damage, including but not limited to scratches and dents;
- damage caused by the use of non-VTech products;
- damage caused by accident, misuse, unreasonable use, immersion in water, neglect, abuse, battery leakage, improper installation, improper service, or other external causes;
- damage caused by operating the product outside the permitted or intended uses described by VTech in the owner’s manual;
- a product or part that has been modified
- defects caused by normal wear and tear or otherwise due to the normal aging of the product; or
- if any VTech serial number has been removed or defaced.

Before returning a product for any reason, please notify the VTech Consumer Services Department, by sending an email to [vtechkids@vtechkids.com](mailto:vtechkids@vtechkids.com) or calling 1-800-521-2010. If the service representative is unable to resolve the issue, you will be provided instructions on how to return the product and have it replaced under Warranty. Return of the product under Warranty must adhere to the following rules:

If VTech believes that there may be a defect in the materials or workmanship of the product and can confirm the purchase date and location of the product, we will at our discretion replace the product with a new unit or product of comparable value.

A replacement product or parts assumes the remaining Warranty of the original product or 30 days from the date of replacement, whichever provides longer coverage.

THIS WARRANTY AND THE REMEDIES SET FORTH ABOVE ARE EXCLUSIVE AND INSTEAD OF ALL OTHER WARRANTIES, REMEDIES AND CONDITIONS, WHETHER ORAL, WRITTEN, STATUTORY, EXPRESS OR IMPLIED. IF VTECH CANNOT LAWFULLY DISCLAIM STATUTORY OR IMPLIED WARRANTIES THEN TO THE EXTENT PERMITTED BY LAW, ALL SUCH WARRANTIES SHALL BE LIMITED TO THE DURATION OF THE EXPRESS WARRANTY AND THE REPLACEMENT SERVICE AS DETERMINED BY VTECH IN ITS SOLE DISCRETION.

To the extent permitted by law, VTech will not be responsible for direct, special, incidental, or consequential damages resulting from any breach of the Warranty

This Warranty is not intended for persons or entities outside the United States of America. Any disputes resulting from this Warranty shall be subject to the final and conclusive determination of VTech

## **FAQs**

What is the VTech 80-183461 Sort & Discover Activity Cube designed for?

The VTech 80-183461 Sort & Discover Activity Cube is designed to provide interactive play and learning for toddlers, enhancing their motor skills and cognitive development.

How many sides does the VTech 80-183461 Sort & Discover Activity Cube have?

The VTech 80-183461 Sort & Discover Activity Cube features five interactive sides, each with different activities to engage children.

What age group is the VTech 80-183461 Sort & Discover Activity Cube suitable for?

The VTech 80-183461 Sort & Discover Activity Cube is suitable for children aged 9 months to 3 years.

What are some of the activities included in the VTech 80-183461 Sort & Discover Activity Cube?

The VTech 80-183461 Sort & Discover Activity Cube includes shape sorting, spinning gears, musical buttons, and a number keypad.

How does the VTech 80-183461 Sort & Discover Activity Cube help with shape recognition?

The VTech 80-183461 Sort & Discover Activity Cube has a shape sorter with blocks that fit into corresponding slots, helping children recognize and match shapes.

What type of sounds does the VTech 80-183461 Sort & Discover Activity Cube make?

The VTech 80-183461 Sort & Discover Activity Cube makes fun sounds, songs, and phrases to entertain and educate toddlers.

What skills can children develop using the VTech 80-183461 Sort & Discover Activity Cube?

: Children can develop fine motor skills, hand-eye coordination, and problem-solving skills using the VTech 80-183461 Sort & Discover Activity Cube.

How does the VTech 80-183461 Sort & Discover Activity Cube encourage learning?

The VTech 80-183461 Sort & Discover Activity Cube encourages learning through interactive play,

educational songs, and engaging activities that teach numbers, shapes, and colors.

What is the size of the VTech 80-183461 Sort & Discover Activity Cube?

The VTech 80-183461 Sort & Discover Activity Cube measures approximately 13.5 x 12.5 x 7.6 inches.

How many shapes are included with the VTech 80-183461 Sort & Discover Activity Cube?

The VTech 80-183461 Sort & Discover Activity Cube comes with four colorful shape blocks for sorting.

What type of educational content does the VTech 80-183461 Sort & Discover Activity Cube provide?

The VTech 80-183461 Sort & Discover Activity Cube provides educational content that includes counting, shapes, colors, and melodies.


How can parents interact with their children using the VTech 80-183461 Sort & Discover Activity Cube?

Parents can interact with their children by playing together, guiding them through the activities, and helping them understand the educational concepts on the VTech 80-183461 Sort & Discover Activity Cube.

Where can I purchase the VTech 80-183461 Sort & Discover Activity Cube?

The VTech 80-183461 Sort & Discover Activity Cube is available for purchase at major retailers, both online and in physical stores.

### Video-**VTech 80-183461 Sort & Discover Activity Cube**



[Download this pdf: VTech 80-183461 Sort & Discover Activity Cube User Manual Discover-Activity-Cube.mp4](#)

### Reference link

[VTech 80-183461 Sort & Discover Activity Cube User Manual](#)

### References

- [User Manual](#)

[Manuals+](#), [Privacy Policy](#)

This website is an independent publication and is neither affiliated with nor endorsed by any of the trademark owners. The "Bluetooth®" word mark and logos are registered trademarks owned by Bluetooth SIG, Inc. The "Wi-Fi®" word mark and logos are registered trademarks owned by the Wi-Fi Alliance. Any use of these marks on this website does not imply any affiliation with or endorsement.