



80-166300
STACK
AND
SING
RINGS



VTech 80-166300 Stack and Sing Rings User's Manual

[Home](#) » [vtech](#) » VTech 80-166300 Stack and Sing Rings User's Manual 

Contents

- [1 VTech 80-166300 Stack and Sing Rings](#)
- [2 INTRODUCTION](#)
- [3 BATTERY INSTALLATION](#)
- [4 PRODUCT FEATURES](#)
- [5 ACTIVITIES](#)
- [6 MELODY LIST](#)
- [7 SUNG SONG LYRICS](#)
- [8 CARE & MAINTENANCE](#)
- [9 TROUBLESHOOTING](#)
- [10 PRODUCT WARRANTY](#)
- [11 FREQUENTLY ASKED QUESTIONS](#)
- [12 VIDEO – PRODUCT OVERVIEW](#)
- [13 References](#)
- [14 Related Posts](#)



VTech 80-166300 Stack and Sing Rings



© 2016 Spin Master PAW Productions Inc. All Rights Reserved. PAW Patrol and all related titles, logos and characters are trademarks of Spin Master Ltd. Nickelodeon and all related titles and logos are trademarks of Viacom International Inc. © 2016 PAW Spin Master Ltd/Spin Master Ent. International Rights Secured. All rights reserved.

Dear Parent,

Ever notice the look on your baby's face when they learn something new through their own discovery? These self-accomplished moments are a parent's greatest reward. To help fulfill them, VTech® created the Infant Learning® series of toys.

These unique interactive learning toys directly respond to what children do naturally – play! Using innovative technology, these toys react to baby's interactions, making each play experience fun and unique as they learn age-appropriate concepts like first words, numbers, shapes, colors, and music. More importantly, VTech®'s Infant Learning® toys develop babies' mental and physical abilities by inspiring, engaging, and teaching.

At VTech®, we know that a child has the ability to do great things. That's why all of our electronic learning products are uniquely designed to develop a child's mind and allow them to learn to the best of their ability. We thank you for trusting VTech® with the important job of helping your child learn and grow!

Sincerely,

Your friends at VTech®

To learn more about VTech® toys, visit vtechkids.com

INTRODUCTION

Thank you for purchasing the VTech® Stack & Sing Rings™ learning toy! Stack and learn with the Stack & Sing Rings™! Place the five rings on the wobbling base to discover fun sounds. Press the monkey to learn colors, numbers, and shapes.

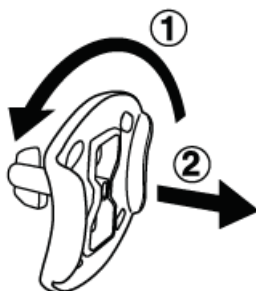


INCLUDED IN THIS PACKAGE

- One VTech® Stack & Sing Rings™ learning toy
- One instruction manual


WARNING: All packing materials, such as tape, plastic sheets, packaging locks and tags are not part of this toy, and should be discarded for your child's safety.

1. Rotate the packing locks 90 degrees counter-clockwise
2. Pull out the packing locks



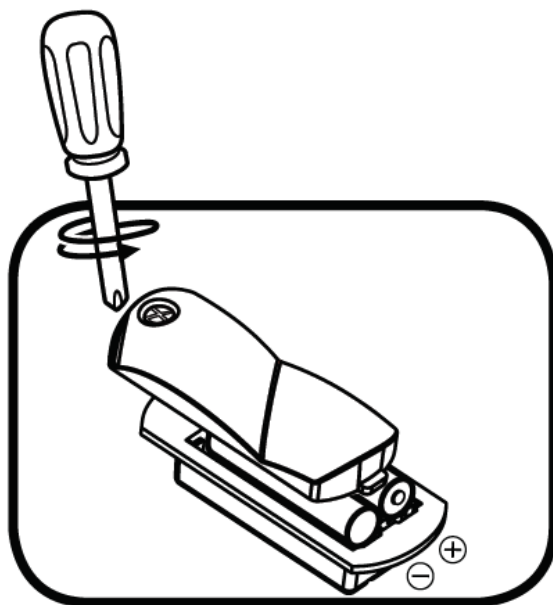
NOTE: Please keep this instruction manual as it contains important information.

Please cut and discard the cord that attaches the product to the packing. The cords are not part of this toy and should be discarded for your child's safety.



BATTERY INSTALLATION

1. Make sure the unit is turned OFF.
2. Locate the battery cover on the back of the unit. Use a screwdriver to loosen the screw.
3. Install 2 new AAA(AM-4/LR03) batteries following the diagram inside the battery box. (The use of new alkaline batteries is recommended for maximum performance.)
4. Replace the battery cover and tighten the screw to secure it.



BATTERY NOTICE





- Use new alkaline batteries for maximum performance.
- Use only batteries of the same or equivalent type as recommended.
- Do not mix different types of batteries: alkaline, standard (carbon-zinc) or rechargeable (Ni-Cd, Ni-MH), or new and used batteries.
- Do not use damaged batteries.
- Insert batteries with the correct polarity.
- Do not short-circuit the battery terminals.
- Remove exhausted batteries from the toy.
- Remove batteries during long periods of non-use.

- Do not dispose of batteries in fire.
- Do not charge non-rechargeable batteries.
- Remove rechargeable batteries from the toy before charging (if removable).
- Rechargeable batteries are only to be charged under adult supervision.

PRODUCT FEATURES



1. ON/OFF/VOLUME CONTROL SWITCH



To turn the unit ON, slide the ON/OFF/ VOLUME CONTROL SWITCH to the LOW VOLUME () or the HIGH VOLUME () position. To turn the unit OFF (), slide the ON/OFF/VOLUME CONTROL SWITCH to the OFF () position.

2. AUTOMATIC SHUT-OFF

To preserve battery life, the VTech® Stack & Sing Rings™ will automatically power down after approximately 30 seconds without input. The unit can be turned on again by pressing any button or stacking the rings.

ACTIVITIES

1. Slide the on/off/volume control switch to turn the unit on. You will hear playful sounds, a song, and a fun phrase. The light will flash with the sound.
2. Press the monkey to learn about colors, numbers, and shapes. You will also hear a variety of songs and melodies. The light will flash with the sound.
3. Stack the rings to hear a variety of playful sounds. After stacking five rings you will be rewarded with a playful song. The light will flash with the sound.



MELODY LIST

1. Old MacDonald Had a Farm
2. Glow Worm
3. Polly Wolly Doodle
4. Hot Cross Buns
5. Teddy Bears' Picnic
6. Skip to My Lou
7. Pop! Goes the Weasel
8. Alphabet Song
9. Humpty Dumpty
10. Sing a Song of Sixpence

SUNG SONG LYRICS

SONG 1

- Stack the rings, stack the rings,
- Put the rings on, 1-2-3-4-5.
- Take them off, 5-4-3-2-1.
- Stack the rings!

SONG 2

- Round and round, up and down,
- Stack my rings, and see them swirl around.
- Each one plays a fun little sound!

SONG 3

- Five colorful rings,
- Red, orange, yellow, green, and purple.
- Which one's your favorite color?

SONG 4

- A-B-C's, 1-2-3's, circles, triangles don't forget squares, Look around you and you will see,
- You will find them everywhere.

CARE & MAINTENANCE

1. Keep the unit clean by wiping it with a slightly damp cloth.
2. Keep the unit out of direct sunlight and away from any direct heat source.
3. Remove the batteries when the unit will not be in use for an extended period of time.
4. Do not drop the unit on hard surfaces and do not expose the unit to moisture or water.

TROUBLESHOOTING

If for some reason the program/activity stops working or malfunctions, please follow these steps:

1. Please turn the unit OFF.
2. Interrupt the power supply by removing the batteries.
3. Let the unit stand for a few minutes, then replace the batteries.
4. Turn the unit ON. The unit should now be ready to play again.
5. If the product still does not work, replace it with a new set of batteries.

If the problem persists, please call our Consumer Services Department at 1-[800-521-2010](tel:800-521-2010) in the U.S. or 1-[877-352-8697](tel:877-352-8697) in Canada, and a service representative will be happy to help you.

For information on this product's warranty, please call our Consumer Services Department at 1-[800-521-2010](tel:800-521-2010) in the U.S. or 1-[877-352-8697](tel:877-352-8697) in Canada.

IMPORTANT NOTE: Creating and developing Infant Learning products is accompanied by a responsibility that we at VTech® take very seriously. We make every effort to ensure the accuracy of the information, which forms the value of our products. However, errors sometimes can occur. It is important for you to know that we stand behind our products and encourage you to call our Consumer Services Department at 1-[800-521-2010](tel:800-521-2010) in the U.S., or 1-[877-352-8697](tel:877-352-8697) in Canada, with any problems and/or suggestions that you might have. A service representative will be happy to help you.

NOTE:

This equipment has been tested and found to comply with the limits for a Class B digital device, pursuant to Part 15 of the FCC Rules. These limits are designed to provide reasonable protection against harmful interference in a residential installation. This equipment generates, uses and can radiate radio frequency energy and, if not installed and used in accordance with the instructions, may cause harmful interference to radio communications. However, there is no guarantee that interference will not occur in a particular installation. If this equipment does cause harmful interference to radio or television reception, which can be determined by turning the equipment off and on, the user is encouraged to try to correct the interference by one or more of the following measures:

- Reorient or relocate the receiving antenna.
- Increase the separation between the equipment and the receiver.
- Connect the equipment to an outlet on a circuit different from that to which the receiver is connected.
- Consult the dealer or an experienced radio/TV technician for help.

THIS DEVICE COMPLIES WITH PART 15 OF THE FCC RULES. OPERATION IS SUBJECT TO THE FOLLOWING TWO CONDITIONS:

1. THIS DEVICE MAY NOT CAUSE HARMFUL INTERFERENCE, AND
2. THIS DEVICE MUST ACCEPT ANY INTERFERENCE RECEIVED, INCLUDING INTERFERENCE THAT MAY CAUSE UNDESIRE OPERATION.

CAN ICES-3 (B)/NMB-3(B)

Caution: changes or modifications not expressly approved by the party responsible for compliance could void the user's authority to operate the equipment.

PRODUCT WARRANTY

- This Warranty is applicable only to the original purchaser, is non-transferable and applies only to “VTech” products or parts. This product is covered by a 3-month Warranty from the original purchase date, under normal use and service, against defective workmanship and materials. This Warranty does not apply to (a) consumable parts, such as batteries; (b) cosmetic damage, including but not limited to scratches and dents; (c) damage caused by use with non-VTech products; (d) damage caused by accident, misuse, unreasonable use, immersion in water, neglect, abuse, battery leakage, or improper installation, improper service, or other external causes; (e) damage caused by operating the product outside the permitted or intended uses described by VTech in the owner’s manual; (f) a product or part that has been modified (g) defects caused by normal wear and tear or otherwise due to the normal aging of the product; or (h) if any VTech serial number has been removed or defaced.
- Prior to returning a product for any reason, please notify the VTech Consumer Services Department, by sending an email to vtechkids@vtechkids.com or calling 1-[800-521-2010](tel:800-521-2010). If the service representative is unable to resolve the issue, you will be provided instructions on how to return the product and have it replaced under Warranty. Return of the product under Warranty must adhere to the following rules:
- If VTech believes that there may be a defect in the materials or workmanship of the product and can confirm the purchase date and location of the product, we will at our discretion replace the product with a new unit or product of comparable value. A replacement product or parts assumes the remaining Warranty of the original product or 30 days from the date of replacement, whichever provides longer coverage.
- THIS WARRANTY AND THE REMEDIES SET FORTH ABOVE ARE EXCLUSIVE AND IN LIEU OF ALL OTHER WARRANTIES, REMEDIES AND CONDITIONS, WHETHER ORAL, WRITTEN, STATUTORY, EXPRESS OR IMPLIED. IF VTECH CANNOT LAWFULLY DISCLAIM STATUTORY OR IMPLIED WARRANTIES THEN TO THE EXTENT PERMITTED BY LAW, ALL SUCH WARRANTIES SHALL BE LIMITED TO THE DURATION OF THE EXPRESS WARRANTY AND TO THE REPLACEMENT SERVICE AS DETERMINED BY VTECH IN ITS SOLE DISCRETION.
- To the extent permitted by law, VTech will not be responsible for direct, special, incidental or consequential damages resulting from any breach of Warranty.
- This Warranty is not intended to persons or entities outside the United States of America. Any disputes resulting from this Warranty shall be subject to the final and conclusive determination of VTech.

To register your product online at www.vtechkids.com/warranty

FREQUENTLY ASKED QUESTIONS

What is the recommended age range for the VTech 80-166300 Stack and Sing Rings?

The VTech 80-166300 Stack and Sing Rings is recommended for children aged 6 months to 3 years.

What are the dimensions of the VTech 80-166300 Stack and Sing Rings?

The product dimensions are 4.88 x 5.51 x 9.29 inches.

How much does the VTech 80-166300 Stack and Sing Rings weigh?

The VTech 80-166300 Stack and Sing Rings weighs 9.6 ounces.

What type of batteries does the VTech 80-166300 Stack and Sing Rings require?

The toy requires 2 AAA batteries.

What is the item model number for the VTech 80-166300 Stack and Sing Rings?

The item model number is 80-166300.

What is the price of the VTech 80-166300 Stack and Sing Rings?

The price is \$17.99.

What type of warranty does the VTech 80-166300 Stack and Sing Rings come with?

The product comes with a 3-month warranty.

Is the VTech 80-166300 Stack and Sing Rings suitable for outdoor play?

The VTech 80-166300 Stack and Sing Rings is designed for indoor play. It should be kept away from water and extreme conditions to ensure longevity.

How do you clean the VTech 80-166300 Stack and Sing Rings?

To clean the VTech 80-166300 Stack and Sing Rings, wipe the surface with a damp cloth and mild soap. Avoid submerging it in water or using abrasive cleaners.

Why is my VTech 80-166300 Stack and Sing Rings not turning on?

Ensure that the batteries are correctly inserted and have sufficient charge. Try replacing the batteries with new ones, and check the battery compartment for any signs of corrosion or loose connections.

Why does the VTech 80-166300 Stack and Sing Rings stop playing music intermittently?

This could be due to low battery power. Replace the batteries with fresh ones and ensure they are properly installed. If the problem persists, there might be a loose connection inside the toy.

Why are the lights on my VTech 80-166300 Stack and Sing Rings not working?

Check if the batteries are fully charged and correctly installed. If the lights still don't work, the LED components might be damaged, and the toy may require professional repair.

Why is my VTech 80-166300 Stack and Sing Rings not responding to the stacking rings?

Ensure the rings are being placed correctly on the base. If the toy doesn't respond, there may be an issue with the sensors. Try cleaning the sensors and rings with a soft cloth. Persistent issues might indicate a need for servicing.

Why is the VTech 80-166300 Stack and Sing Rings turning off randomly?

Random shutdowns can be caused by low battery power or loose battery connections. Replace the batteries and ensure they are securely connected. If the issue persists, the internal circuitry may need to be checked.

VIDEO – PRODUCT OVERVIEW



[Download the PDF link: VTech 80-166300 Stack and Sing Rings Users Manual
Sing-Rings-Users-Manualac.mp4](#)

REFERENCE: [VTech 80-166300 Stack and Sing Rings User's Manual -Device.Report](#)

References

- [User Manual](#)

Manuals+. Privacy Policy

This website is an independent publication and is neither affiliated with nor endorsed by any of the trademark owners. The "Bluetooth®" word mark and logos are registered trademarks owned by Bluetooth SIG, Inc. The "Wi-Fi®" word mark and logos are registered trademarks owned by the Wi-Fi Alliance. Any use of these marks on this website does not imply any affiliation with or endorsement.