



80-117600
TWINKLE
&
LEARN
TAMBOURINE



Vtech 80-117600 Twinkle & Learn Tambourine User's Manual

[Home](#) » [vtech](#) » Vtech 80-117600 Twinkle & Learn Tambourine User's Manual 

Contents

- [1 Vtech 80-117600 Twinkle & Learn Tambourine](#)
- [2 INTRODUCTION](#)
- [3 INSTRUCTIONS](#)
- [4 PRODUCT FEATURES](#)
- [5 ACTIVITIES](#)
- [6 MELODY LIST](#)
- [7 SING-ALONG SONG LYRICS](#)
- [8 CARE & MAINTENANCE](#)
- [9 TROUBLESHOOTING](#)
- [10 PRODUCT WARRANTY](#)
- [11 FREQUENTLY ASKED QUESTIONS](#)
- [12 References](#)
- [13 Related Posts](#)



Vtech 80-117600 Twinkle & Learn Tambourine



Dear Parent,

Ever notice the look on your baby's face when they learn something new through their discovery? These self-accomplished moments are a parent's greatest reward. To help fulfill them, VTech® created the Infant Learning® series of toys.

These unique interactive learning toys directly respond to what children do naturally – play! Using innovative technology, these toys react to baby's interactions, making each play experience fun and unique as they learn age-appropriate concepts like first words, numbers, shapes, colors, and music. More importantly, VTech®'s Infant Learning® toys develop babies' mental and physical abilities by inspiring, engaging, and teaching.

At VTech®, we know that a child can do great things. That's why all of our electronic learning products are uniquely designed to develop a child's mind and allow them to learn to the best of their ability. We thank you for trusting VTech® with the important job of helping your child learn and grow!


Sincerely,

Your friends at VTech®

To learn more about VTech® toys, visit vtechkids.com

INTRODUCTION

Thank you for purchasing the VTech® Twinkle & Learn Tambourine™. Shake, shake, shake to the beat with the VTech® Twinkle & Learn Tambourine™. With real tambourine sounds and tunes, babies will be shaking and tapping along to the music in no time! A cute little ducky adds visual appeal and the tambourine pieces make it hard not to pick up the tambourine and get shaking.



INCLUDED IN THIS PACKAGE

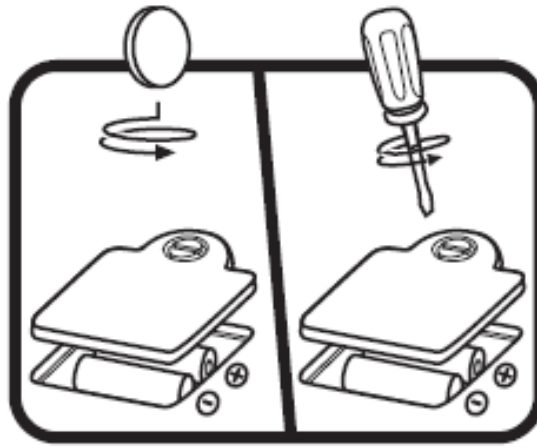
- One VTech® Twinkle & Learn Tambourine™
- One instruction manual

WARNING: All packing materials, such as tape, plastic sheets, packaging locks, and tags are not part of this toy, and should be discarded for your child's safety.

NOTE: Please keep this instruction manual as it contains important information.

INSTRUCTIONS

BATTERY INSTALLATION



1. Make sure the unit is turned OFF.
2. Locate the battery cover on the back of the unit. Use a coin or a screwdriver to loosen the screw.
3. Install 2 new 'AAA' batteries following the diagram inside the battery box. (The use of new alkaline batteries is recommended for maximum performance.)
4. Replace the battery cover and tighten the screw to secure it.




BATTERY NOTICE

- The use of new alkaline batteries is recommended for maximum performance;
- Non-rechargeable batteries are not to be recharged.
- Rechargeable batteries are to be removed from the toy before being charged (if removable).
- Rechargeable batteries are only to be charged under adult supervision (if removable).
- Do not mix old and new batteries.
- Do not mix batteries of different types: alkaline, standard (carbon-zinc) or rechargeable (nickel-cadmium)
- Only batteries of the same or equivalent type as recommended are to be used;
- Batteries are to be inserted with the correct polarity.
- Exhausted batteries are to be removed from the toy.
- The supply terminals are not to be short-circuited.
- The toy is not to be connected to more than the recommended number of power supplies.
- Do not dispose of batteries in a fire.

WE DO NOT RECOMMEND THE USE OF RECHARGEABLE BATTERIES.

PRODUCT FEATURES

1. ON/OFF/VOLUME CONTROL SWITCH


To turn the unit ON, slide the ON/ OFF/VOLUME CONTROL SWITCH to the LOW VOLUME () position or to the HIGH VOLUME () position. To turn the unit OFF, slide the ON/ OFF/VOLUME CONTROL SWITCH to the OFF () position.

2. AUTOMATIC SHUT-OFF


To preserve battery life, the VTech® Twinkle & Learn Tambourine™ will automatically power down after approximately 25 seconds without input. The unit can be turned on again by pressing any button. Please note,

that shaking the tambourine will not turn the unit back on.

ACTIVITIES



1. Slide the on/off/volume control switch to turn the unit on. You will hear a fun sing-along song and phrase. The lights will flash with the sound.
2. Tap the star button to learn numbers and hear playful phrases and fun sounds. Tap the star button quickly to hear bird sounds. The lights will flash with the sound.
3. Shake the tambourine to hear playful phrases, tambourine sounds, and music. Shake the tambourine while a melody is playing to hear fun sounds play over the melody. The lights will flash with the sound.



MELODY LIST

1. Camptown Races
2. Yellow Rose of Texas
3. Peter, Peter, Pumpkin Eater
4. Oh, Susanna!
5. William Tell Overture

SING-ALONG SONG LYRICS

- Shake, shake the tambourine,
- Music is such fun!
- Feel the beat, just keep on shaking, Listen, everyone!

CARE & MAINTENANCE

1. Keep the unit clean by wiping it with a slightly damp cloth.
2. Keep the unit out of direct sunlight and away from any direct heat source.
3. Remove the batteries when the unit will not be in use for an extended period of time.
4. Do not drop the unit on hard surfaces and do not expose the unit to moisture or water.

TROUBLESHOOTING

If for some reason the program/activity stops working or malfunctions, please follow these steps:

1. Please turn the unit OFF.
2. Interrupt the power supply by removing the batteries.
3. Let the unit stand for a few minutes, then replace the batteries.
4. Turn the unit ON. The unit should now be ready to play again.
5. If the product still does not work, replace it with a new set of batteries.

If the problem persists, please call our Consumer Services Department at 1-[800-521-2010](tel:800-521-2010) in the U.S. or 1-[877-352-8697](tel:877-352-8697) in Canada, and a service representative will be happy to help you.

For information on this product's warranty, please call our Consumer Services Department at 1-[800-521-2010](tel:800-521-2010) in the U.S. or 1-[877-352-8697](tel:877-352-8697) in Canada.

IMPORTANT NOTE

Creating and developing Infant Learning products is accompanied by a responsibility that we at VTech® take very seriously. We make every effort to ensure the accuracy of the information, which forms the value of our products. However, errors sometimes can occur. It is important for you to know that we stand behind our products and encourage you to call our Consumer Services Department at 1-[800-521-2010](tel:800-521-2010) in the U.S., or 1-[877-352-8697](tel:877-352-8697) in Canada, with any problems and/or suggestions that you might have. A service representative will be happy to help you.

NOTE:

This equipment has been tested and found to comply with the limits for a Class B digital device, pursuant to Part 15 of the FCC Rules. These limits are designed to provide reasonable protection against harmful interference in a residential installation. This equipment generates, uses and can radiate radio frequency energy and, if not installed and used in accordance with the instructions, may cause harmful interference to radio communications. However, there is no guarantee that interference will not occur in a particular installation. If this equipment does cause harmful interference to radio or television reception, which can be determined by turning the equipment off and on, the user is encouraged to try to correct the interference by one or more of the following measures:

- Reorient or relocate the receiving antenna.
- Increase the separation between the equipment and the receiver.
- Connect the equipment to an outlet on a circuit different from that to which the receiver is connected.

- Consult the dealer or an experienced radio/TV technician for help.

THIS DEVICE COMPLIES WITH PART 15 OF THE FCC RULES. OPERATION IS SUBJECT TO THE FOLLOWING TWO CONDITIONS:

1. THIS DEVICE MAY NOT CAUSE HARMFUL INTERFERENCE, AND
2. THIS DEVICE MUST ACCEPT ANY INTERFERENCE RECEIVED, INCLUDING INTERFERENCE THAT MAY CAUSE UNDESIRE OPERATION.

CAN ICES-3 (B)/NMB-3(B)

Caution: changes or modifications not expressly approved by the party responsible for compliance could void the user's authority to operate the equipment.

PRODUCT WARRANTY

- This Warranty is applicable only to the original purchaser, is non-transferable and applies only to "VTech" products or parts. This product is covered by a 3-month Warranty from the original purchase date, under normal use and service, against defective workmanship and materials. This Warranty does not apply to (a) consumable parts, such as batteries; (b) cosmetic damage, including but not limited to scratches and dents; (c) damage caused by use with non-VTech products; (d) damage caused by accident, misuse, unreasonable use, immersion in water, neglect, abuse, battery leakage, or improper installation, improper service, or other external causes; (e) damage caused by operating the product outside the permitted or intended uses described by VTech in the owner's manual; (f) a product or part that has been modified (g) defects caused by normal wear and tear or otherwise due to the normal aging of the product; or (h) if any VTech serial number has been removed or defaced.
- Prior to returning a product for any reason, please notify the VTech Consumer Services Department, by sending an email to vtechkids@vtechkids.com or calling 1-800-521-2010. If the service representative is unable to resolve the issue, you will be provided instructions on how to return the product and have it replaced under Warranty. Return of the product under Warranty must adhere to the following rules:
- If VTech believes that there may be a defect in the materials or workmanship of the product and can confirm the purchase date and location of the product, we will at our discretion replace the product with a new unit or product of comparable value. A replacement product or parts assumes the remaining Warranty of the original product or 30 days from the date of replacement, whichever provides longer coverage.
- THIS WARRANTY AND THE REMEDIES SET FORTH ABOVE ARE EXCLUSIVE AND IN LIEU OF ALL OTHER WARRANTIES, REMEDIES AND CONDITIONS, WHETHER ORAL, WRITTEN, STATUTORY, EXPRESS OR IMPLIED. IF VTECH CANNOT LAWFULLY DISCLAIM STATUTORY OR IMPLIED WARRANTIES THEN TO THE EXTENT PERMITTED BY LAW, ALL SUCH WARRANTIES SHALL BE LIMITED TO THE DURATION OF THE EXPRESS WARRANTY AND TO THE REPLACEMENT SERVICE AS DETERMINED BY VTECH IN ITS SOLE DISCRETION.
- To the extent permitted by law, VTech will not be responsible for direct, special, incidental or consequential damages resulting from any breach of Warranty.
- This Warranty is not intended to persons or entities outside the United States of America. Any disputes resulting from this Warranty shall be subject to the final and conclusive determination of VTech.

To register your product online at www.vtechkids.com/warranty

FREQUENTLY ASKED QUESTIONS

What is the VTech Twinkle & Learn Tambourine (Model 80-117600)?

The VTech Twinkle & Learn Tambourine (Model 80-117600) is a musical toy designed for young children, featuring interactive lights and sounds to engage them in rhythm and music play.

What are the dimensions of the VTech Twinkle & Learn Tambourine (Model 80-117600)?

The tambourine measures 4.72 x 1.54 x 4.72 inches, making it a compact and easy-to-hold instrument for small hands.

How much does the VTech Twinkle & Learn Tambourine weigh?

It weighs 7.8 ounces, which is lightweight and suitable for young children.

What is the price of the VTech Twinkle & Learn Tambourine (Model 80-117600)?

The tambourine is priced at \$29.49.

What is the recommended age for the VTech Twinkle & Learn Tambourine (Model 80-117600)?

It is recommended for children aged 3 months and up.

What is the theme of the VTech Twinkle & Learn Tambourine (Model 80-117600)?

The theme of the tambourine is music, designed to introduce young children to musical concepts and rhythm.

What kind of warranty does the VTech Twinkle & Learn Tambourine (Model 80-117600) come with?

It includes a 3-month warranty from the manufacturer.

What are the product care instructions for the VTech Twinkle & Learn Tambourine (Model 80-117600)?

The tambourine should be hand washed only to ensure proper maintenance and cleanliness.

Can the VTech Twinkle & Learn Tambourine (Model 80-117600) be used with other musical toys?

It can be used alongside other musical toys to create a varied and fun musical environment.

What is the unit count for the VTech Twinkle & Learn Tambourine (Model 80-117600)?

The unit count is 1.0, meaning the purchase includes one tambourine.

Why isn't my VTech 80-117600 Twinkle & Learn Tambourine turning on?

Ensure the batteries are correctly installed and not depleted. If the tambourine still doesn't turn on, try replacing the batteries with fresh ones.

What should I do if the sound on my VTech 80-117600 Twinkle & Learn Tambourine is too low or not working?

Check the volume settings on the tambourine. Ensure the speaker area is not blocked. If the issue persists, replace the batteries and see if that resolves the problem.

Why does my VTech 80-117600 Twinkle & Learn Tambourine keep turning off during play?

This could be due to low battery power. Replace the batteries with new ones. If the issue continues, make sure the battery compartment is secure and the batteries are properly installed.

What can I do if the lights on my VTech 80-117600 Twinkle & Learn Tambourine are not working?

Check that the tambourine is turned on and the batteries are not depleted. If the lights still don't work, try resetting the device by turning it off, removing the batteries, waiting a minute, and then reinserting them.

Why isn't the VTech 80-117600 Twinkle & Learn Tambourine responding when I shake it?

Ensure the motion sensors inside the tambourine are not obstructed. If the tambourine still doesn't respond, try resetting the device by removing and reinserting the batteries.

DOWNLOAD THE PDF LINK:

REFERENCE:

[Vtech 80-117600 Twinkle & Learn Tambourine User's Manual-Device.Report](#)

[Vtech 80-117600 Twinkle & Learn Tambourine User's Manual-wiki](#)

References

- [User Manual](#)

[Manuals+](#), [Privacy Policy](#)

This website is an independent publication and is neither affiliated with nor endorsed by any of the trademark owners. The "Bluetooth®" word mark and logos are registered trademarks owned by Bluetooth SIG, Inc. The "Wi-Fi®" word mark and logos are registered trademarks owned by the Wi-Fi Alliance. Any use of these marks on this website does not imply any affiliation with or endorsement.