

VTECH 80-027501 RHYME AND DISCOVER BOOK



## VTech 80-027501 Rhyme and Discover Book User's Manual

[Home](#) » [vtech](#) » VTech 80-027501 Rhyme and Discover Book User's Manual 

### Contents

- 1 VTech 80-027501 Rhyme and Discover Book
- 2 INTRODUCTION
- 3 GETTING STARTED
- 4 PRODUCT FEATURES
- 5 ACTIVITIES
- 6 MELODY LIST
- 7 SONG LYRICS
- 8 CARE & MAINTENANCE
- 9 TROUBLESHOOTING
- 10 PRODUCT WARRANTY
- 11 FREQUENTLY ASKED QUESTIONS
- 12 VIDEO – PRODUCT OVERVIEW
- 13 References
- 14 Related Posts



**VTech 80-027501 Rhyme and Discover Book**



**Dear Parent,**

Ever notice the look on your baby's face when they learn something new through their own discovery? These self-accomplished moments are a parent's greatest reward. To help fulfill them, VTech® created the Infant Learning® series of toys.

These unique interactive learning toys directly respond to what children do naturally – play! Using innovative technology, these toys react to baby's interactions, making each play experience fun and unique as they learn age-appropriate concepts like first words, numbers, shapes, colors and music. More importantly, VTech®'s Infant Learning® toys develop babies' mental and physical abilities by inspiring, engaging, and teaching.

At VTech®, we know that a child has the ability to do great things. That's why all of our electronic learning products are uniquely designed to develop a child's mind and allow them to learn to the best of their ability. We thank you for trusting VTech® with the important job of helping your child learn and grow!

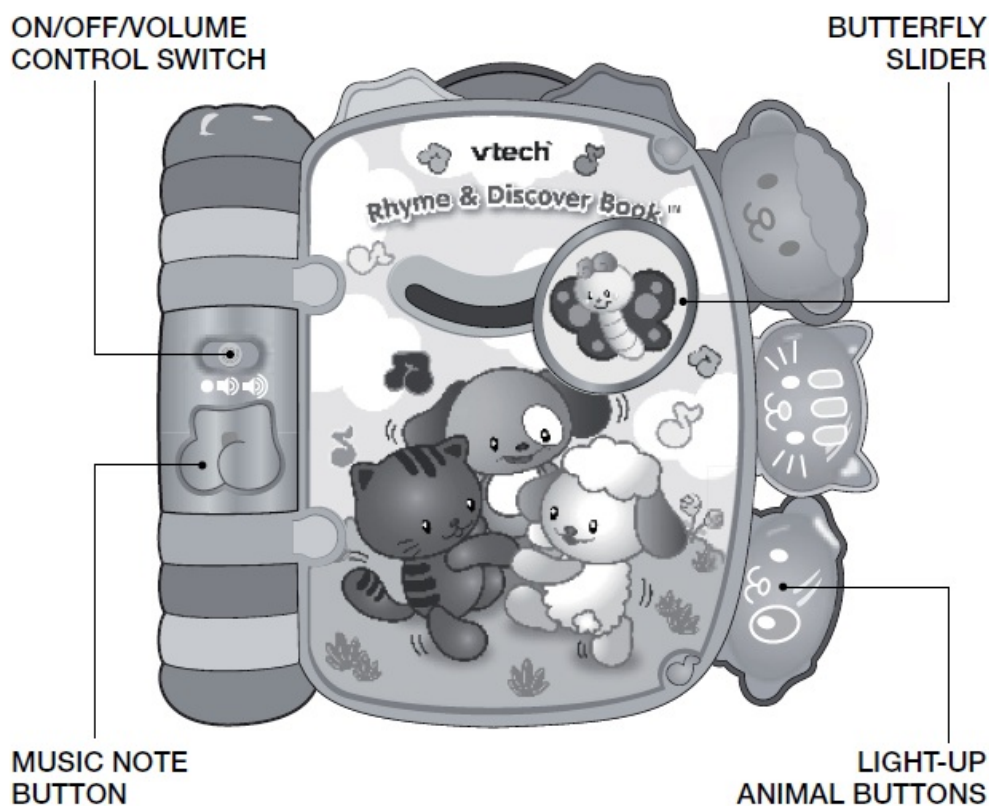
Sincerely,

Your friends at VTech®

To learn more about VTech® toys, visit [vtechkids.com](http://vtechkids.com)

## **INTRODUCTION**

Thank you for purchasing the VTech® Rhyme & Discover Book™. The VTech® Rhyme & Discover Book™ is an interactive storybook for toddlers. This fun book introduces seven classic nursery rhymes with colorful graphics and music. Each set of pages has an interactive play feature as well as light-up animal buttons on the page tabs. Many sung nursery rhymes and melodies encourage sing-along fun. Simple questions help keep toddlers engaged and interested in exploring the book.



## INCLUDED IN THIS PACKAGE

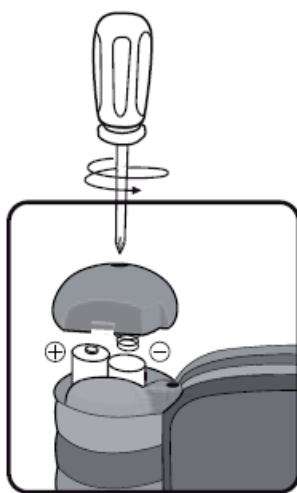
- VTech® Rhyme & Discover Book™ learning toy
- One instruction manual

**WARNING:** All packing materials, such as tape, plastic sheets, wire ties and tags are not part of this toy, and should be discarded for your child's safety.

**NOTE:** Please keep user's manual as it contains important information.

## GETTING STARTED

### BATTERY INSTALLATION



1. Make sure the unit is turned OFF.
2. Locate the battery cover on the bottom of the unit. Use a screwdriver to loosen the screw.
3. Install 2 new 'AAA' (AM-4 / LR03) batteries following the diagram inside the battery box. (The use of new alkaline batteries is recommended for maximum performance.)
4. Replace the battery cover and tighten the screw to secure.

## BATTERY NOTICE




- The use of new alkaline batteries is recommended for maximum performance.
- Non-rechargeable batteries are not to be recharged.
- Rechargeable batteries are to be removed from the toy before being charged.
- Rechargeable batteries are only to be charged under adult supervision.
- Do not mix old and new batteries.
- Do not mix batteries of different types: alkaline, standard (carbon-zinc) or rechargeable (nickel-cadmium).
- Only batteries of the same or equivalent type as recommended are to be used.
- Batteries are to be inserted with the correct polarity.
- Exhausted batteries are to be removed from the toy.
- The supply terminals are not to be short-circuited.
- The toy is not to be connected to more than the recommended number of power supplies.
- Do not dispose of batteries in fire.

WE DO NOT RECOMMEND THE USE OF RECHARGEABLE BATTERIES.

## PRODUCT FEATURES




1. **ON/OFF/VOLUME CONTROL SWITCH** To turn the unit ON, slide the ON/OFF/ VOLUME CONTROL SWITCH

to the LOW VOLUME [  ] or HIGH VOLUME [  ] position. To turn the unit OFF, slide the ON/OFF/VOLUME CONTROL SWITCH to the OFF [  ] position.

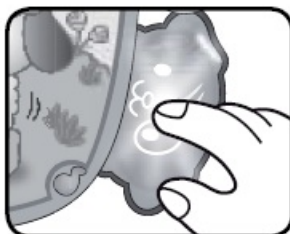
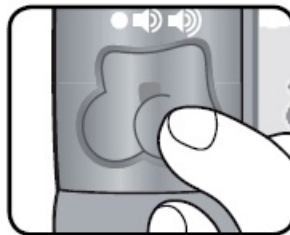
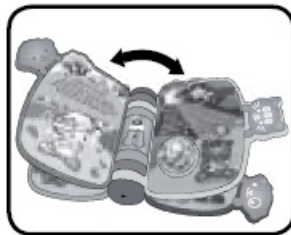
2. **AUTOMATIC SHUT-OFF** To preserve battery life, the VTech® Rhyme & Discover Book™ will automatically power-down after approximately 30 seconds without input. The unit can be turned on again by pressing any button.

## ACTIVITIES

1. Slide the on/off/volume control switch to turn on the unit. You will hear an introductory phrase and song. The lights will flash with the sound.



2. Turn the book pages to hear fun phrases, sounds and songs. The lights will flash with the sound.
3. Slide or twist the moving parts to hear phrases relating to the nursery rhyme or a song. The lights will flash with the sound.
4. Press the music note button to hear songs or random melodies. The lights will flash with the sound.
5. Press the light-up animal buttons to hear the related animal sound and a song, a phrase encouraging you to turn the page or the animal singing along to a melody. The lights will flash with the sound.
6. If there is no input to the unit after approximately 10 seconds you will hear a short phrase. If there is no input for another 10 seconds, you will be asked to find one of the animals. If there continues to be no input, the unit will automatically power-down.



## MELODY LIST

1. Here We Go Round the Mulberry Bush
2. Pop! Goes The Weasel
3. Yankee Doodle
4. Skip To My Lou

5. Old MacDonald Had a Farm
6. Farmer In the Dell
7. Are You Sleeping?
8. Rock-a-bye Baby
9. Animal Fair
10. Sing a Song of Sixpence
11. Baa, Baa, Black Sheep
12. London Bridge
13. Turkey In the Straw
14. This Old Man
15. Mary, Mary, Quite Contrary
16. Three Blind Mice
17. Polly Put the Kettle On
18. A-Tisket, A-Tasket
19. Sur le Pont d'Avignon
20. Jack and Jill
21. Mary Had a Little Lamb
22. Little Bo-Peep
23. Hey Diddle Diddle
24. Three Little Kittens
25. BINGO

## SONG LYRICS

- **Song 1**

Ring around the rosie, The doggie chased the kitty. Hush-a, hush-a, they all fall down.

- **Song 2**

Twinkle, twinkle, little star, How I wonder what you are!

- **Song 3**

Mary had a little lamb, Its fleece was white as snow.

- **Song 4**

Little Bo-Peep has lost her sheep, And doesn't know where to find them.

- **Song 5**

Hey diddle diddle, The cat and the fiddle, The cow jumped over the moon.

- **Song 6**

Three little kittens, They lost their mittens, And they began to cry.

- **Song 7**

There was a farmer had a dog, And BINGO was his name-o.

## CARE & MAINTENANCE

1. Keep the unit clean by wiping it with a slightly damp cloth.
2. Keep the unit out of direct sunlight and away from any direct heat source.
3. Remove the batteries when the unit will not be in use for an extended period of time.



4. Do not drop the unit on hard surfaces and do not expose the unit to moisture or water.

## TROUBLESHOOTING

If for some reason the program/activity stops working or malfunctions, please follow these steps:

1. Please turn the unit OFF.
2. Interrupt the power supply by removing the batteries.
3. Let the unit stand for a few minutes, then replace the batteries.
4. Turn the unit ON. The unit should now be ready to play again.
5. If the product still does not work, replace it with a new set of batteries.

If the problem persists, please call our Consumer Services Department at 1-[800-521-2010](tel:800-521-2010) in the U.S. or 1-[877-352-8697](tel:877-352-8697) in Canada, and a service representative will be happy to help you.

For information on this product's warranty, please call our Consumer Services Department at 1-[800-521-2010](tel:800-521-2010) in the U.S. or 1-[877-352-8697](tel:877-352-8697) in Canada.

**IMPORTANT NOTE:** Creating and developing Infant Learning products is accompanied by a responsibility that we at VTech® take very seriously. We make every effort to ensure the accuracy of the information, which forms the value of our products. However, errors sometimes can occur. It is important for you to know that we stand behind our products and encourage you to call our Consumer Services Department at 1-[800-521-2010](tel:800-521-2010) in the U.S., or 1-[877-352-8697](tel:877-352-8697) in Canada, with any problems and/or suggestions that you might have. A service representative will be happy to help you.

### NOTE:

This equipment has been tested and found to comply with the limits for a Class B digital device, pursuant to Part 15 of the FCC Rules. These limits are designed to provide reasonable protection against harmful interference in a residential installation. This equipment generates, uses and can radiate radio frequency energy and, if not installed and used in accordance with the instructions, may cause harmful interference to radio communications. However, there is no guarantee that interference will not occur in a particular installation. If this equipment does cause harmful interference to radio or television reception, which can be determined by turning the equipment off and on, the user is encouraged to try to correct the interference by one or more of the following measures:

- Reorient or relocate the receiving antenna.
- Increase the separation between the equipment and receiver.
- Connect the equipment into an outlet on a circuit different from that to which the receiver is connected.
- Consult the dealer or an experienced radio/TV technician for help.

### **THIS DEVICE COMPLIES WITH PART 15 OF THE FCC RULES. OPERATION IS SUBJECT TO THE FOLLOWING TWO CONDITIONS:**

1. THIS DEVICE MAY NOT CAUSE HARMFUL INTERFERENCE, AND
2. THIS DEVICE MUST ACCEPT ANY INTERFERENCE RECEIVED, INCLUDING INTERFERENCE THAT MAY CAUSE UNDESIRE OPERATION.

**Caution:** changes or modifications not expressly approved by the party responsible for compliance could void the user's authority to operate the equipment.

## PRODUCT WARRANTY

- This Warranty is applicable only to the original purchaser, is non-transferable and applies only to "VTech" products or parts. This product is covered by a 3-month Warranty from the original purchase date, under normal use and service, against defective workmanship and materials. This Warranty does not apply to (a) consumable parts, such as batteries; (b) cosmetic damage, including but not limited to scratches and dents; (c) damage caused by use with non-VTech products; (d) damage caused by accident, misuse, unreasonable use, immersion in water, neglect, abuse, battery leakage, or improper installation, improper service, or other external causes; (e) damage caused by operating the product outside the permitted or intended uses described by VTech in the owner's manual; (f) a product or part that has been modified (g) defects caused by normal wear and tear or otherwise due to the normal aging of the product; or (h) if any VTech serial number has been removed or defaced.
- Prior to returning a product for any reason, please notify the VTech Consumer Services Department, by sending an email to [vtechkids@vtechkids.com](mailto:vtechkids@vtechkids.com) or calling 1-800-521-2010. If the service representative is unable to resolve the issue, you will be provided instructions on how to return the product and have it replaced under Warranty. Return of the product under Warranty must adhere to the following rules:
- If VTech believes that there may be a defect in the materials or workmanship of the product and can confirm the purchase data and location of the product, we will at our discretion replace the product with a new unit or product of comparable value. A replacement product or parts assumes the remaining Warranty of the original product or 30 days from the date of replacement, whichever provides longer coverage.
- THIS WARRANTY AND THE REMEDIES SET FORTH ABOVE ARE EXCLUSIVE AND IN LIEU OF ALL OTHER WARRANTIES, REMEDIES AND CONDITIONS, WHETHER ORAL, WRITTEN, STATUTORY, EXPRESS OR IMPLIED. IF VTECH CANNOT LAWFULLY DISCLAIM STATUTORY OR IMPLIED WARRANTIES THEN TO THE EXTENT PERMITTED BY LAW, ALL SUCH WARRANTIES SHALL BE LIMITED TO THE DURATION OF THE EXPRESS WARRANTY AND TO THE REPLACEMENT SERVICE AS DETERMINED BY VTECH IN ITS SOLE DISCRETION.
- To the extent permitted by law, VTech will not be responsible for direct, special, incidental or consequential damages resulting from any breach of Warranty.
- This Warranty is not intended to persons or entities outside the United States of America. Any disputes resulting from this Warranty shall be subject to the final and conclusive determination of VTech .

To register your product online at [www.vtechkids.com/warranty](http://www.vtechkids.com/warranty)

## FREQUENTLY ASKED QUESTIONS

What are the product dimensions of the VTech 80-027501 Rhyme and Discover Book?

The VTech 80-027501 Rhyme and Discover Book measures 1.8 x 8 x 8.5 inches.

What is the weight of the VTech 80-027501 Rhyme and Discover Book?

The VTech 80-027501 Rhyme and Discover Book weighs 1.1 pounds.



What age range is recommended for the VTech 80-027501 Rhyme and Discover Book?

The VTech 80-027501 Rhyme and Discover Book is recommended for children aged 6 months to 3 years.

What type of batteries does the VTech 80-027501 Rhyme and Discover Book require?

The VTech 80-027501 Rhyme and Discover Book requires 4 AAA batteries.

What should I do if the VTech 80-027501 Rhyme and Discover Book does not turn on?

Ensure the 4 AAA batteries are properly installed and not depleted. If the VTech 80-027501 Rhyme and Discover Book still does not turn on, try replacing the batteries with new ones.

How can I fix the issue if the lights on the VTech 80-027501 Rhyme and Discover Book are not working?

Verify that the batteries are correctly installed and have sufficient charge. If the lights still do not work, try replacing the batteries with new ones.

What steps should I take if the sound on the VTech 80-027501 Rhyme and Discover Book is too low or distorted?

Check the battery level and replace the batteries if necessary. Low battery power can cause sound issues in the VTech 80-027501 Rhyme and Discover Book.

How can I reset the VTech 80-027501 Rhyme and Discover Book if it freezes or becomes unresponsive?

Remove the 4 AAA batteries for a few minutes, then reinsert them. This can reset the VTech 80-027501 Rhyme and Discover Book and resolve any temporary issues.

What should I do if the VTech 80-027501 Rhyme and Discover Book does not turn on?

Ensure the 4 AAA batteries are properly installed and not depleted. If the VTech 80-027501 Rhyme and Discover Book still does not turn on, try replacing the batteries with new ones.

What should I do if the touch-sensitive areas on the VTech 80-027501 Rhyme and Discover Book are not responding?

Ensure the surface is clean and free from debris. Gently clean the touch-sensitive areas with a dry cloth and check that the batteries are not depleted.

Why is my VTech 80-027501 Rhyme and Discover Book intermittently turning off?

Check the battery compartment to ensure the batteries are securely in place. Loose batteries can cause the VTech 80-027501 Rhyme and Discover Book to turn off unexpectedly. Replace the batteries if the issue continues.

What can I do if the pages on the VTech 80-027501 Rhyme and Discover Book are not triggering sounds or lights?

Make sure the pages are being fully turned and that there is no obstruction. Check the battery power and replace the batteries if needed.

How do I address the issue if the songs on the VTech 80-027501 Rhyme and Discover Book are not playing?

Ensure the volume is turned up. If the volume is set correctly and the songs are still not playing, check and replace the batteries if necessary.

What should I do if the buttons on the VTech 80-027501 Rhyme and Discover Book are sticking or hard to press?

Clean around the buttons with a dry cloth to remove any dirt or debris that may be causing them to stick. Avoid using water or liquid cleaners on the VTech 80-027501 Rhyme and Discover Book.

How can I resolve issues with the VTech 80-027501 Rhyme and Discover Book not switching between modes?

Turn off the VTech 80-027501 Rhyme and Discover Book, remove the batteries, and wait a few minutes before reinserting them. This can help reset the mode settings.

## VIDEO – PRODUCT OVERVIEW



[Download the PDF link: VTech 80-027501 Rhyme and Discover Book User's Manual and Discover Book Users Manual.mp4](#)

## References

- [User Manual](#)

[Manuals+](#), [Privacy Policy](#)

This website is an independent publication and is neither affiliated with nor endorsed by any of the trademark owners. The "Bluetooth®" word mark and logos are registered trademarks owned by Bluetooth SIG, Inc. The "Wi-Fi®" word mark and logos are registered trademarks owned by the Wi-Fi Alliance. Any use of these marks on this website does not imply any affiliation with or endorsement.