



vtech Snuggle & Cuddle Fox User Guide

[Home](#) » [vtech](#) » vtech Snuggle & Cuddle Fox User Guide 

vtech Snuggle & Cuddle Fox



VTech understands that a child's needs and abilities change as they grow and with that in mind we develop our toys to teach and entertain at just the right level ...



Contents

- 1 INTRODUCTION
- 2 INCLUDED IN THIS PACKAGE
 - 2.1 Battery Removal and Installation
 - 2.2 BATTERY NOTICE
 - 2.3 Disposal of batteries and product
 - 2.4 INSTRUCTIONS FOR WASHING
- 3 PRODUCT FEATURES
- 4 ACTIVITIES
- 5 MELODY LIST
- 6 SONG LYRICS
- 7 CARE & MAINTENANCE
- 8 TROUBLESHOOTING
- 9 CONSUMER SERVICES
- 10 PRODUCT WARRANTY/ CONSUMER GUARANTEES
- 11 Documents / Resources
- 12 Related Posts

INTRODUCTION

Meet the **Snuggle & Cuddle Fox by VTech®**! This cuddly soft fabric fox is full of character and would love to be baby's new best friend! Fox's soft fabrics and crinkle ears & legs provide comforting tactile and auditory stimulation. Pressing Fox's light up tummy triggers soothing melodies, calming sing-along songs, relaxing nature sounds and loving phrases designed to soothe your little one, whilst promoting sensory and auditory development.



INCLUDED IN THIS PACKAGE

- **Snuggle & Cuddle Fox**
- Parent's Guide

WARNING


All packing materials, such as tape, plastic sheets, packaging locks, removable tags, cable ties, cords and packaging screws are not part of this toy, and should be discarded for your child's safety.

NOTE

Please keep this Parent's Guide as it contains important information.

Battery Removal and Installation

1. Make sure the unit is turned **Off**.
2. Find the battery cover on the electronic module inside the back of the fox. Use a screwdriver to loosen the screw and then open the battery cover.
3. Remove the old battery by pulling up on one end of the battery.
4. Install 1 new AAA battery following the diagram inside the battery box.
5. Replace the battery cover and tighten the screw to secure.



BATTERY NOTICE

- Use new alkaline batteries or fully charged NI-MH (Nickel Metalhydride) rechargeable batteries for best performance.
- Use only batteries of the same or equivalent type as recommended.
- Do not mix different types of batteries: alkaline, standard (carbonzinc) or rechargeable, or new and used batteries.
- Do not use damaged batteries.
- Insert batteries with the correct polarity.
- Do not short-circuit the battery terminals.
- Remove exhausted batteries from the toy.
- Remove batteries during long periods of non-use.
- Do not dispose of batteries in fire.
- Do not charge non-rechargeable batteries.
- Remove rechargeable batteries from the toy before charging (if removable).
- Rechargeable batteries are only to be charged under adult supervision.

Disposal of batteries and product



The crossed-out wheellie bin symbols on products and batteries, or on their respective packaging, indicates they must not be disposed of in domestic waste as they contain substances that can be damaging to the environment and human health.

The chemical symbols Hg, Cd or Pb, where marked, indicate that the battery contains more than the specified value of mercury (Hg), cadmium (Cd) or lead (Pb) set out in Battery Directive (2006/66/EC).



The solid bar indicates that the product was placed on the market after 13th August, 2005. Help protect the environment by disposing of your product or batteries responsibly.

c cares for the planet.

Care for the environment and give your toy a second life by disposing of it at a small electricals collection point so all its materials can be recycled.

In the UK:

Visit www.recyclenow.com to see a list of collection points near you.

In Australia & New Zealand:

Check with you local council for kerbside collections.

WARNING:

Adult assembly required for battery installation. Keep batteries out of reach of children.




INSTRUCTIONS FOR WASHING

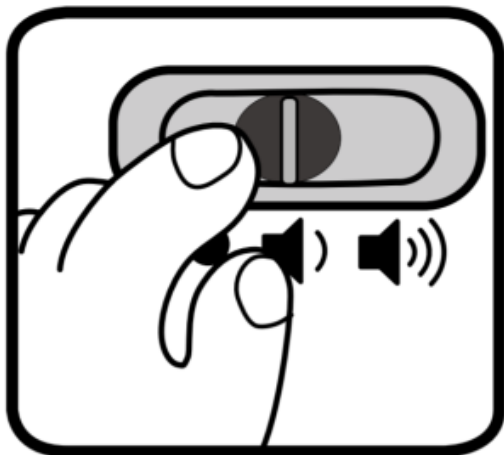
The **Snuggle & Cuddle Fox** is machine washable. Please remove the **Electronic Module** from the fox before cleaning.

1. Open the hook-and-loop closure on the back of the fox and remove the **Electronic Module**.
2. Follow the care instructions on the fabric tag.
3. After washing, re-insert the **Electronic Module** and secure the hook-and-loop closure.

PRODUCT FEATURES

1. On/Off/Volume Switch

To turn the unit **On**, slide the **On/Off/ Volume Switch** to the Low volume  or the High volume  position. You will hear a song, a phrase and a short tune. To turn the unit **Off**, slide the **On/Off/Volume Switch** to the **Off**  position.



2. Automatic Shut-Off

To preserve battery life, the **Snuggle & Cuddle Fox** will automatically shut off after approximately 20 seconds without input. The unit can be turned on again by pressing the **Heart Button**.


NOTE

This product is in Try-Me mode in the packaging. After opening the package, turn the **Snuggle & Cuddle Fox** off and on again to proceed with normal play. If the unit repeatedly powers down while playing, please install a new set of batteries.

ACTIVITIES

1. Heart Button

Press the **Heart Button** to hear soothing melodies and gentle nature sounds. Press and hold the **Heart Button** to hear music play with nature sounds. The light will flash with the voice and fade in and out with the music and sounds.



MELODY LIST

1. Good Morning Merry Sunshine
2. Bear Went Over the Mountain
3. Winkum Winkum

4. Beethoven – Rondo a Capriccio
5. Lazy Mary, Will You Get Up?
6. Roses Are Red
7. Tchaikovsky – Sleeping Beauty Waltz
8. MacDowell – To a Wild Rose
9. Vivaldi – Four Seasons – Winter
10. Little Miss Muffe
11. Oh Where Has My Little Dog Gone?
12. Tchaikovsky – Swan Lake Waltz
13. Mozart – Cradle Song
14. Bach – Air
15. Pachelbel – Canon in D
16. Brahms – Berceuse
17. Little Bo Peep
18. White Coral Bells
19. Pussy Cat, Pussy Cat
20. Little Boy Blue
21. Mozart – Magic Flute
22. Mary Had a Little Lamb
23. Sleep Baby Slee
24. Ride a Cock Horse to Banbury Cross
25. Grandfather's Clock
26. Are You Sleeping?
27. Hush Little Baby
28. winkle, Twinkle Little Star
29. Debussy – Au Clair de Lune
30. Beethoven – Moonlight Sonat
31. Brahms – Lullaby
32. Humpty Dumpty

SONG LYRICS

Song 1 Hug me tight, hold me close, I will love you forever.

Song 2 If you need me, I'm here for you, We can cuddle and snuggle too.

CARE & MAINTENANCE

1. Keep the unit clean by wiping it with a slightly damp cloth.
2. Keep the unit out of direct sunlight and away from any direct heat sources.
3. Remove the battery if the unit will not be in use for an extended period of time.
4. Do not drop the unit on a hard surface and do not expose the unit to excess moisture.
5. The fox is machine washable. Please remove the **Electronic Module** before cleaning and follow the washing instructions on the tag.

TROUBLESHOOTING

If for some reason the unit stops working or malfunctions, please follow these steps:

1. Turn the unit **Off**.
2. Interrupt the power supply by removing the battery.
3. Let the unit stand for a few minutes, then replace the battery.
4. Turn the unit back **On**. The unit should now be ready to use again.
5. If the unit still does not work, install a new battery.

If the problem persists, please contact our Consumer Services Department and a service representative will be happy to help you.

CONSUMER SERVICES

Creating and developing **VTech®** products is accompanied by a responsibility that we at **VTech®** take very seriously. We make every effort to ensure the accuracy of the information, which forms the value of our products. However, errors sometimes can occur. It is important for you to know that we stand behind our products and encourage you to call our Consumer Services Department with any problems and/or suggestions that you might have. A service representative will be happy to help you.

UK Customers:

Phone: 0330 678 0149 (from UK) or +44 330 678 0149 (outside UK) **Website:** www.vtech.co.uk/support

Australian Customers:

Phone: 1800 862 155 **Website:** support.vtech.com.au

NZ Customers: Phone:

0800 400 785 **Website:** support.vtech.com.au

PRODUCT WARRANTY/ CONSUMER GUARANTEES

UK Customers:

Read our complete warranty policy online at vtech.co.uk/warranty.

Australian Customers:

VTECH ELECTRONICS (AUSTRALIA) PTY LIMITED CONSUMER GUARANTEES Under the Australian Consumer Law, a number of consumer guarantees apply to goods and services supplied by VTech Electronics (Australia) Pty Limited. Please refer to vtech.com.au/consumerguarantees for further information.

Visit our website for more information about our products, downloads, resources and more.

www.vtech.co.uk
www.vtech.com.au

TM & © 2020 VTech Holdings Limited. All rights reserved.



Documents / Resources

	vtech Snuggle & Cuddle Fox [pdf] User Guide Snuggle Cuddle Fox
---	---