



# vtech Peppa Pig Learn and Discover Book Instruction Manual


[Home](#) » [vtech](#) » vtech Peppa Pig Learn and Discover Book Instruction Manual 

## Contents

- 1 vtech Peppa Pig Learn and Discover Book
- 2 INTRODUCTION
- 3 INCLUDED IN THE PACKAGE
- 4 INSTRUCTIONS
- 5 IMPORTANT: BATTERY INFORMATION
- 6 RECHARGEABLE BATTERIES
- 7 PRODUCT FEATURES
- 8 ACTIVITIES
- 9 CARE & MAINTENANCE
- 10 TROUBLESHOOTING
- 11 CONSUMER SERVICES
- 12 PRODUCT WARRANTY/CONSUMER GUARANTEES
- 13 CONTACT
- 14 Documents / Resources
  - 14.1 References



**vtech Peppa Pig Learn and Discover Book**



VTech understands that a child's needs and abilities change as they grow and with that in mind, we develop our toys to teach and entertain at just the right level...

### **VTech Baby**

Toys that will stimulate their interest in different textures, sounds and colours

#### **I am...**

- responding to colours, sounds and textures
- understanding cause and effect
- learning to touch, reach, grasp, sit up, crawl and toddle

### **Pre-School**

Interactive toys to develop their imagination and encourage language development

#### **I want.**

- to get ready for school by starting to learn the alphabet and counting
- my learning to be as fun, easy and exciting as can be
- to show my creativity with drawing and music so my whole brain develops

### **Electronic Learning Computers**

Cool, aspirational and inspiring computers for curriculum-related learning

#### **I need...**

- challenging activities that can keep pace with my growing mind
- intelligent technology that adapts to my level of learning
- National Curriculum content to support what I'm learning at school



## INTRODUCTION

Thank you for purchasing the Peppa Pig Learn & Discover Book! This book has 14 illustrated pages and four learning modes. Through exploring each page with Peppa Pig and her family, your child learns letters, vocabulary, music and how to engage with stories.



1. Four Light-Up Buttons
2. ABC Mode Button
3. Music Mode Button
4. Story Mode Button

5. Search Mode Button
6. Peppa Pig Button
7. 14 Book Pages
8. Volume Button
9. On/Off Button
10. George Pig Button
11. Daddy Pig Button
12. Mummy Pig Button

## **INCLUDED IN THE PACKAGE**

- Peppa Pig Learn & Discover Book
- Quick Start Guide

## **WARNING**

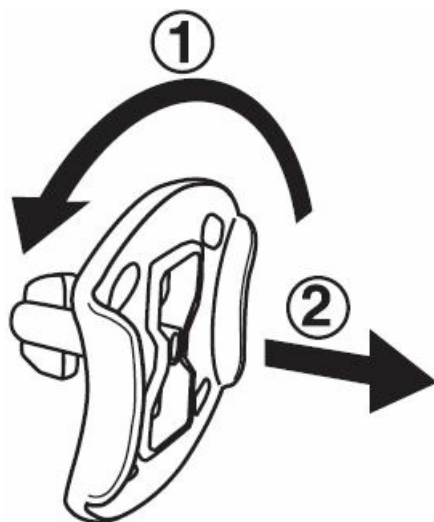
All packing materials such as tape, plastic sheets, packaging locks, removable tags, cable ties, cords and packaging screws are not part of this toy and should be discarded for your child's safety.

## **NOTE**

Please save this Instruction Manual as it contains important information.

### **Unlock the packaging locks**

1. Rotate the packaging locks 90 degrees anticlockwise.
2. Pull out and discard the packaging lock.




## **INSTRUCTIONS**

### **BATTERY REMOVAL AND INSTALLATION**

1. Make sure the unit is turned Off.
2. Find the battery cover located on the bottom of the unit and use a screwdriver to loosen the screw, then open the battery cover.
3. Remove old batteries by pulling up on one end of each battery.
4. Install 2 new AA (LR6/AM-3) batteries following the diagram inside the battery box. (For best performance,

alkaline batteries or fully charged Ni-MH rechargeable batteries are recommended).

5. Replace the battery cover and tighten the screw to secure it.



#### **WARNING**

- Adult assembly is required for battery installation.
- Keep batteries out of reach of children.

#### **IMPORTANT: BATTERY INFORMATION**

- Insert batteries with the correct polarity (+ and -).
- Do not mix old and new batteries.
- Do not mix alkaline, standard (carbon-zinc) or rechargeable batteries.
- Only batteries of the same or equivalent type as recommended are to be used.
- Do not short-circuit the supply terminals.
- Remove batteries during long periods of non-use.
- Remove exhausted batteries from the toy.
- Dispose of batteries safely. Do not dispose of batteries in a fire.

#### **RECHARGEABLE BATTERIES**

- Remove rechargeable batteries (if removable) from the toy before charging.
- Rechargeable batteries are only to be charged under adult supervision.
- Do not charge non-rechargeable batteries.

#### **Disposal of batteries and product**

- The crossed-out wheellie bin symbols on products and batteries, or their respective packaging, indicate they must not be disposed of in domestic waste as they contain substances that can be damaging to the

environment and human health.



- The chemical symbols Hg, Cd or Pb, where marked, indicate that the battery contains more than the specified value of mercury (Hg), cadmium (Cd) or lead (Pb) set out in the Batteries and Accumulators Regulation.
- The solid bar indicates that the product was placed on the market after 13th August 2005.



- Help protect the environment by disposing of your product or batteries responsibly.

### **VTech® cares for the planet.**

Care for the environment and give your toy a second life by disposing of it at a small electrical collection point so all its materials can be recycled.

#### **In the UK:**


Visit [www.recyclenow.com](http://www.recyclenow.com) to see a list of collection points near you.


#### **In Australia & New Zealand:**

Check with your local council for kerbside collections.

## **PRODUCT FEATURES**

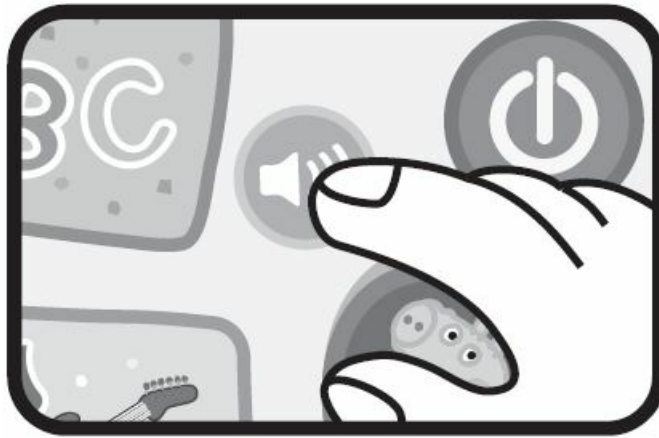
### **On/Off Button**

- Press the On/Off Button  to turn the unit On. To turn the unit Off, press the On/Off Button again.




### **Volume Button**

- Press the Volume Button  to cycle through 3 volume levels.




### **ABC Mode Button**

- Press the ABC Mode Button to learn and explore letters and vocabulary.



### **Music Mode Button**


- Press the Music Mode Button to listen to music with Peppa.



### **Story Mode Button**

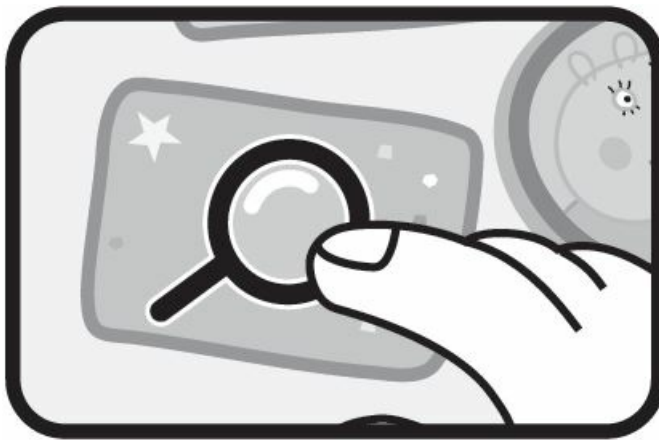
- Press the Story Mode Button to hear Peppa read the story.






### Search Mode Button

- Press the Search Mode Button to play a search-and-find game with Peppa.



### Character Buttons

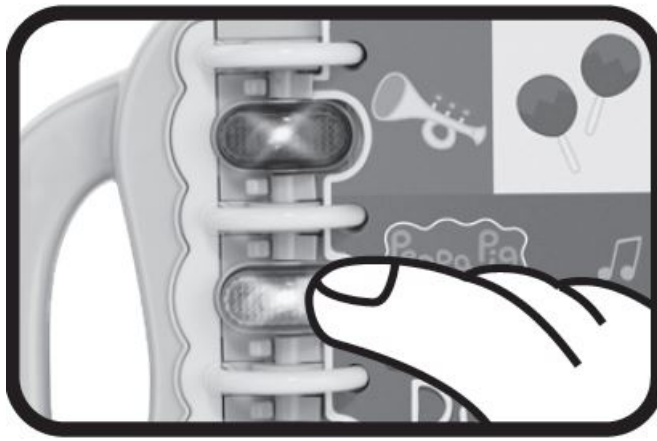
- Press the Peppa Pig, Daddy Pig, Mummy Pig and George Pig Buttons to hear the characters.



### Four Light-Up Buttons

- Press the Light-Up Buttons to answer the questions, play sounds and hear Peppa read the story. The lights flash with the sounds and music.





## 14 Book Pages

- Press the Story Mode Button to hear Peppa read the story to you.

## Automatic Shut Off

- To preserve battery life, the unit will automatically power off after several minutes without input. The unit can be turned on again by pressing the On/Off Button.
- If the unit repeatedly turns itself off or responds abnormally, please insert new batteries and try again.

## ACTIVITIES

### 1. ABC Mode



Let's learn and explore beginning letters and vocabulary. Open the book and press the Light-Up Buttons to learn about animals and objects on the pages.

### 2. Music Mode



Listen to music and sound effects! Turn to any page and press the Light-Up Buttons to hear melodies and add sound effects to the melodies.

### 3. Story Mode



Explore Peppa's exciting life! Open the book and press the Light-Up Buttons to listen to Peppa read each page of the illustrated book.

### 4. Search Mode



Let's help Peppa find the letters and words she's looking for on each page. Open the book and press the Light-Up Buttons to answer the questions.

## CARE & MAINTENANCE

1. Keep the unit clean by wiping it with a slightly damp cloth.

2. Keep the unit out of direct sunlight and away from any direct heat sources.
3. Remove the batteries if the unit will not be in use for an extended time.
4. Do not drop the unit on hard surfaces and do not expose the unit to moisture or water.

## **TROUBLESHOOTING**

If for some reason the unit stops working or malfunctions, please follow these steps:

1. Turn the unit Off.
2. Interrupt the power supply by removing the batteries.
3. Let the unit stand for a few minutes, then replace the batteries.
4. Turn the unit On. The unit should now be ready to use again.
5. If the unit still does not work, install a new set of batteries.

If the problem persists, please contact our Consumer Services Department and a service representative will be happy to help you.

## **CONSUMER SERVICES**

Creating and developing VTech® products is accompanied by a responsibility that we at VTech® take very seriously. We make every effort to ensure the accuracy of the information, which forms the value of our products. However, errors sometimes can occur. You need to know that we stand behind our products and encourage you to call our Consumer Services Department with any problems and/or suggestions that you might have. A service representative will be happy to help you.

### **UK Customers:**

- Phone: 0330 678 0149 (from UK) or +44 330 678 0149 (outside UK)
- Website: [www.vtech.co.uk/support](http://www.vtech.co.uk/support)

### **Australian Customers:**

- Phone: 1800 862 155
- Website: [support.vtech.com.au](http://support.vtech.com.au)

### **NZ Customers:**

- Phone: 0800 400 785
- Website: [support.vtech.com.au](http://support.vtech.com.au)

## **PRODUCT WARRANTY/CONSUMER GUARANTEES**

### **UK Customers**

- Read our complete warranty policy online at [vtech.co.uk/warranty](http://vtech.co.uk/warranty).


## Australian Customers

- VTECH ELECTRONICS (AUSTRALIA) PTY LIMITED –
- CONSUMER GUARANTEES
- Under the Australian Consumer Law, many consumer guarantees apply to goods and services supplied by VTech Electronics (Australia) Pty Limited. Please refer to [vtech.com.au/consumerguarantees](https://www.vtech.com.au/consumerguarantees) for further information.

## CONTACT

- Visit our website for more information about our products, downloads, resources and more.
  - [www.vtech.co.uk](https://www.vtech.co.uk).
  - [www.vtech.com.au](https://www.vtech.com.au).
  - PEPPA PIG and all related trademarks and characters TM & © 2003 Astley Baker Davies Ltd/Entertainment One UK Limited. HASBRO and all related logos and trademarks TM & © 2023 Hasbro. All Rights Reserved. Used with Permission.
  - TM & © 2019 VTech Holdings Limited.
  - All rights reserved.
  - IM-518000-000
  - Version:0
- 

## Documents / Resources

	<p><a href="#">vtech Peppa Pig Learn and Discover Book</a> [pdf] Instruction Manual Peppa Pig Learn and Discover Book, Peppa Pig, Learn and Discover Book, Discover Book, Book</p>
---	--

## References

- [Support : VTech Electronics](#)
- [Electronic Learning Toys | Best Learning Toys | VTech UK](#)
- [VTech Toys Australia - Electronic Learning Toys - Best Learning Toys - VTech Australia and New Zealand](#)
- [Electronic Learning Toys | Best Learning Toys | VTech UK](#)
- [Electronic Learning Toys | Best Learning Toys | VTech UK](#)
- [VTech Toys Australia - Electronic Learning Toys - Best Learning Toys - VTech Australia and New Zealand](#)
- [User Manual](#)

