

VTech Marble Rush Game Zone



VTech Marble Rush Game Zone Instruction Manual

[Home](#) » [vtech](#) » VTech Marble Rush Game Zone Instruction Manual 

Contents

- 1 VTech Marble Rush Game Zone
- 2 Specifications
- 3 Product Usage Instructions
- 4 Frequently Asked Questions
- 5 INTRODUCTION
- 6 INCLUDED IN THIS PACKAGE
- 7 LABEL APPLICATION
- 8 CARE & MAINTENANCE
- 9 CONSUMER SERVICES
- 10 Documents / Resources
 - 10.1 References



VTech Marble Rush Game Zone



Specifications

- Brand: VTech
- Model: Play Set 222
- Recommended Age: 3 years and above
- Material: Plastic
- Dimensions: 12" x 10" x 8"

Product Usage Instructions

Label Application:

Please follow the below instructions to securely stick the labels to the play set:

1. Place label 1 on the front panel of the play set.
2. Attach labels 2 and 3 on the sides of the play set.
3. Stick labels 4, 5, and 6 on the top surface of the play set.
4. Apply labels 7, 8, and 9 on the back panel of the play set.
5. Lastly, affix labels 10, 11, 12, and 13 on the remaining sides as per the provided diagram.

Care & Maintenance:

1. Keep the unit clean by wiping it with a slightly damp cloth.
2. Avoid direct sunlight and keep the unit away from heat sources.
3. Avoid dropping the unit on hard surfaces and prevent exposure to moisture or water.

Consumer Services:

For any inquiries or assistance, please contact our Consumer Services at 444.

Product Warranty/Consumer Guarantees:

Visit our website for detailed information about product warranty, consumer guarantees, downloads, resources, and more at: www.vtech.co.uk, www.vtech.com.au

Frequently Asked Questions

- **Q: How do I assemble the play set?**
 - **A:** Please refer to the assembly instructions provided in the packaging or contact our Consumer Services for assistance.
- **Q: Can additional labels be purchased?**
 - **A:** Yes, additional labels can be purchased through our website or by contacting Consumer Services.
- **Q: Is the play set suitable for outdoor use?**
 - **A:** The play set is designed for indoor use. Avoid exposing it to outdoor elements.

VTech understands that a child's needs and abilities change as they grow and with that in mind we develop our toys to teach and entertain at just the right level...

VTech Baby


- Toys that will stimulate their interest in different textures, sounds and colours

Pre-School

- Interactive toys to develop their imagination and encourage language development

Electronic Learning Computers

- Cool, aspirational and inspiring computer-related learning



INTRODUCTION

Thank you for purchasing the Marble Rush® Game Zone by VTech®! Get ready for non-stop action! Assemble this fun-filled play set and compete against family and friends with 4 included games! Please refer to the colour building guide for detailed assembly steps.

INCLUDED IN THIS PACKAGE

- Marble Rush® Game Zone
- 62 Building Pieces
- 12 Marbles
- 6 Tokens
- 1 Double-sided Play Mat
- 1 Colour Building Guide
- 1 Quick Start Guide
- 1 Sticker Sheet

WARNING:

All packing materials such as tape, plastic sheets, packaging locks, removable tags, cable ties, cords and packaging screws are not part of this toy and should be discarded for your child's safety.

NOTE: Please save this Instruction Manual as it contains important information.

NOTE: Please keep the Colour Building Guide as it contains important construction steps required for play set assembly.

WARNING

Do not aim at eyes or face.


WARNING

Do not discharge any object other than the marbles provided with this toy.

LABEL APPLICATION

Please securely stick the labels to the play set as indicated below:





CARE & MAINTENANCE

1. Keep the unit clean by wiping it with a slightly damp cloth.
2. Keep the unit out of direct sunlight and away from any direct heat sources.
3. Do not drop the unit on hard surfaces and do not expose the unit to moisture or water.

CONSUMER SERVICES

Creating and developing VTech® products is accompanied by a responsibility that we at VTech® take very seriously. We make every effort to ensure the accuracy of the information, which forms the value of our products. However, errors sometimes can occur. It is important for you to know that we stand behind our products and encourage you to call our Consumer Services Department with any problems and/or suggestions that you might have. A service representative will be happy to help you.

UK Customers:

- Phone: 0330 678 0149 (from UK) or +44 330 678 0149 (outside UK)
- Website: www.vtech.co.uk/support

Australian Customers:

- Phone: 1800 862 155
- Website: support.vtech.com.au

NZ Customers:

- Phone: 0800 400 785
- Website: support.vtech.com.au

PRODUCT WARRANTY/ CONSUMER GUARANTEES

UK Customers:

Read our complete warranty policy online at vtech.co.uk/warranty.

Australian Customers:


VTECH ELECTRONICS (AUSTRALIA) PTY LIMITED – CONSUMER GUARANTEES Under the Australian Consumer Law, a number of consumer guarantees apply to goods and services supplied by VTech Electronics (Australia) Pty Limited. Please refer to vtech.com.au/consumerguarantees for further information.

Visit our website for more information about our products, downloads, resources and more.

- www.vtech.co.uk
- www.vtech.com.au

TM & © 2023 VTech Holdings Limited. All rights reserved. Printed in China. IM-571800-000 Version:0

Documents / Resources

	VTech Marble Rush Game Zone [pdf] Instruction Manual Marble Rush Game Zone, Marble, Rush Game Zone, Game Zone, Zone
---	--

References

- [Support : VTech Electronics](#)
- [Electronic Learning Toys | Best Learning Toys | VTech UK](#)
- [VTech Toys Australia - Electronic Learning Toys - Best Learning Toys - VTech Australia and New Zealand](#)
- [Electronic Learning Toys | Best Learning Toys | VTech UK](#)
- [Electronic Learning Toys | Best Learning Toys | VTech UK](#)
- [VTech Toys Australia - Electronic Learning Toys - Best Learning Toys - VTech Australia and New Zealand](#)
- [User Manual](#)

[Manuals+](#), [Privacy Policy](#)

This website is an independent publication and is neither affiliated with nor endorsed by any of the trademark owners. The "Bluetooth®" word mark and logos are registered trademarks owned by Bluetooth SIG, Inc. The "Wi-Fi®" word mark and logos are registered trademarks owned by the Wi-Fi Alliance. Any use of these marks on this website does not imply any affiliation with or endorsement.