



## vtech Learning Lights Sudsy Soap Instruction Manual

[Home](#) » [vtech](#) » vtech Learning Lights Sudsy Soap Instruction Manual 



### Learning Lights Sudsy Soap Instruction Manual



**Instruction Manual**  
**Learning Lights Sudsy Soap**

**VTech understands a child's needs and growth and abilities change as they with that in mind we develop our toys to teach and entertain that at just the level...**

**VTech Baby**

Toys that will stimulate their interest in different textures, sounds, and colors

I am...

...responding to colors, sounds, and textures

...understanding cause and effect

...learning to touch, reach, grasp, sit-up, crawl and toddle




**PRE-School**

Interactive toys to develop their imagination and encourage language development

I want...

...to get ready for school by starting to learn the alphabet and counting ...my learning to be as fun, easy and exciting as can be

...to show my creativity with drawing and music so my whole brain develops licensure



### **Electronics Learning computers**

Cool, aspirational and inspiring computers for curriculum-related learning

I need...

...challenging activities that can keep pace with my growing mind

...intelligent technology that adapts to my level of learning

...National Curriculum based content to support what I'm learning at school




To learn more about this and other VTech® products, visit [www.vtech.co.uk](http://www.vtech.co.uk)

## Contents

- 1 INTRODUCTION
- 2 INCLUDED IN THE PACKAGE
- 3 GETTING STARTED
- 4 PRODUCT FEATURES
- 5 ACTIVITIES
- 6 MELODY LIST
- 7 SONG LYRICS
- 8 CARE & MAINTENANCE
- 9 TROUBLESHOOTING
- 10 CONSUMER SERVICES
- 11 PRODUCT WARRANTY/ CONSUMER GUARANTEES
- 12 Documents / Resources
  - 12.1 References
- 13 Related Posts

## INTRODUCTION

Thank you for purchasing the Learning Lights Sudsy Soap toy by VTech®. Practice mess-free healthy habits, whilst teaching little ones about colors, numbers, and counting! Light-projected music notes make pretend handwashing fun!



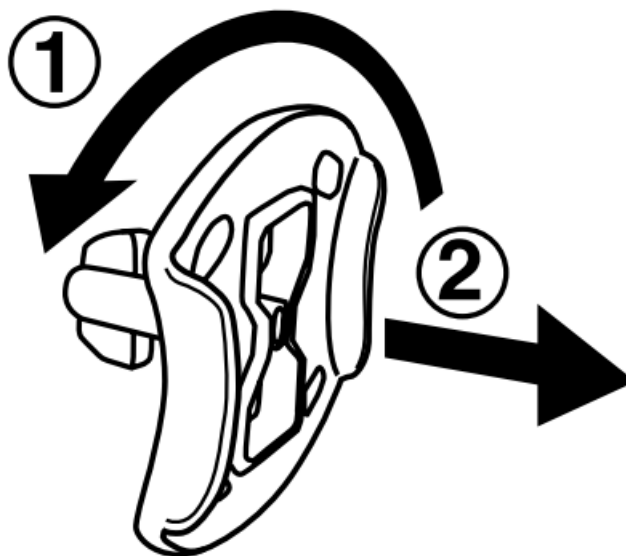
## INCLUDED IN THE PACKAGE

- Learning Lights Sudsy Soap
- Quick Start Guide

**WARNING** All packing materials such as tape, plastic sheets, packaging locks, removable tags, cable ties, cords, and packaging screws are not part of this toy, and should be discarded for your child's safety.

**NOTE** Please save this Instruction Manual as it contains important information.

### Unlock the Packaging Locks



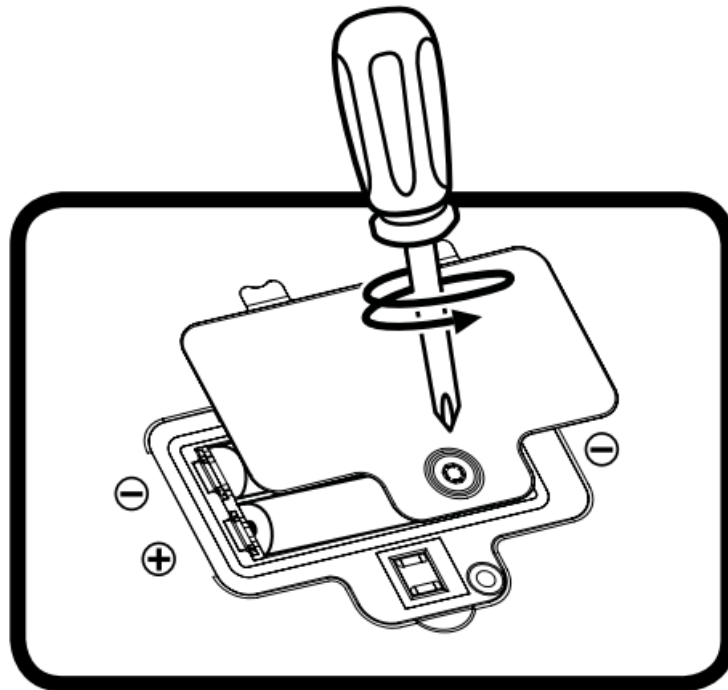
1. Rotate the packaging locks 90 degrees anticlockwise.
2. Pull out the packaging locks and discard them.

**NOTE** Not water safe. Please don't put electronics in real water.

## GETTING STARTED

### BATTERY REMOVAL AND INSTALLATION

1. Make sure the unit is turned OFF
2. Locate the battery cover on the back of the unit. Use a screwdriver to loosen the screw and then open the battery cover.
3. If used batteries are present, remove these batteries from the unit by pulling up one end of each battery.
4. Install 2 new AAA batteries following the diagram inside the battery box. (For best performance, alkaline batteries or fully charged Ni-MH rechargeable batteries are recommended).



5. Replace the battery cover and tighten the screw to secure.

**WARNING:** Adult assembly is required for battery installation. Keep batteries out of reach of children.

### **IMPORTANT: BATTERY INFORMATION**

- Insert batteries with the correct polarity (+ and -).
- Do not mix old and new batteries.
- Do not mix alkaline, standard (carbon-zinc), or rechargeable batteries.
- Only batteries of the same or equivalent type as recommended are to be used.
- Do not short-circuit the supply terminals.
- Remove batteries during long periods of non-use.
- Remove exhausted batteries from the toy.
- Dispose of batteries safely. Do not dispose of batteries in a fire.

### RECHARGEABLE BATTERIES

- Remove rechargeable batteries from the toy before charging.
- Rechargeable batteries are only to be charged under adult supervision.

- Do not charge non-rechargeable batteries.

## Disposal of batteries and product



The crossed-out wheellie bin symbols on products and batteries, or on their respective packaging, indicates they must not be disposed of in domestic waste as they contain substances that can be damaging to the environment and human health.



The chemical symbols Hg, Cd, or Pb, where marked, indicate that the battery contains more than the specified value of mercury (Hg), cadmium (Cd), or lead (Pb) set out in the Batteries and Accumulators Regulation. The solid bar indicates that the product was placed on the market after 13th August 2005.

Help protect the environment by disposing of your product or batteries responsibly.


### **VTech® cares for the planet.**

Care for the environment and give your toy a second life by disposing of it at a small electrical collection point so all its materials can be recycled.

**In the UK:** Visit [www.recyclenow.com](http://www.recyclenow.com) to see a list of collection points near you.

**In Australia & New Zealand:** Check with your local council for kerbside collections.

## PRODUCT FEATURES

1. **On/Off Switch** To turn the unit On, slide the On/Off Switch to the On  position. You will hear a song, phrase, short tune, and playful sounds. To turn the unit Off, slide the On/Off Switch to the Off position.
2. **Automatic Shut-Off** To preserve battery life, the Learning Lights Sudsy Soap will automatically shut off after approximately 30 seconds without input. The unit can be turned on again by pressing any button.

**NOTE** If the unit powers down or if the light fades out during play, please install a new set of batteries.

## ACTIVITIES

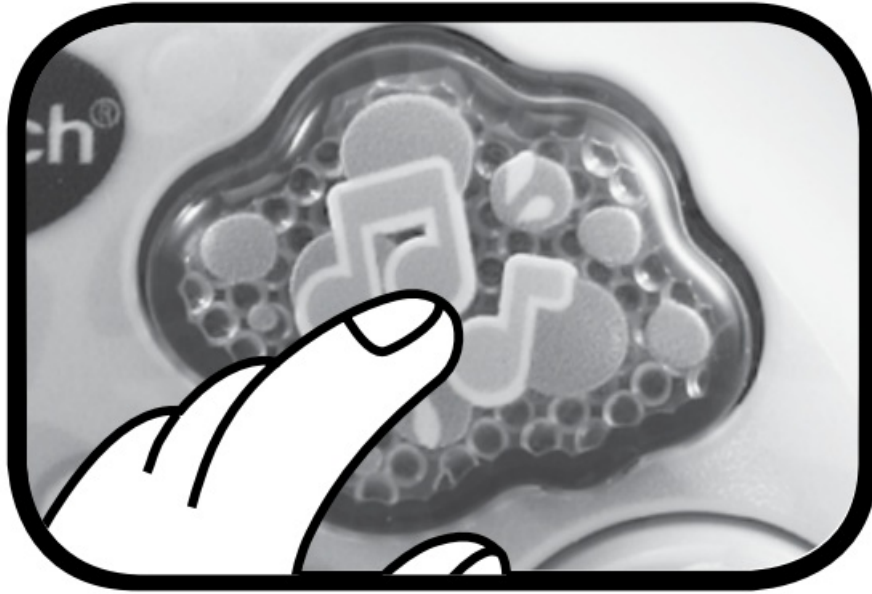
### 1. **Pump Button**

Press the Pump Button to hear fun sing-along songs, short tunes, phrases, and sounds. The music note light projector will glow and flash with the sounds.




### 2. **Music Button**

Press the light-up Music Button to hear fun sing-along songs and melodies. When a melody is playing, press the Pump Button to hear fun sounds play over the top of the melody. The light will flash with the sounds.



### 3. **Bubble Button**


Press the Bubble Button to learn about colors and hear fun sounds and short tunes. The Music Button will flash with the sounds.



### 4. **Number Button**


Press the Number Button to learn about numbers and counting, and hear fun sounds and short tunes. The Music Button will flash with the sounds.





#### 5. Elephant Button

Press the Elephant Button to hear fun phrases, sounds, and short tunes. The Music Button will flash with the sounds.



#### MELODY LIST

1. Incy Wincy Spider
2. Aiken Drum
3. A-Tisket, A-Tasket
4. Diddle, Diddle, Dumpling
5. The Entertainer
6. Hickory, Dickory, Dock
7. Little Miss Muffet
8. Yankee Doodle
9. Mary Had a Little Lamb
10. Muffin Man
11. Old King Cole
12. Pat-A-Cake

13. Polly Put the Kettle On
14. Skip to My Lou
15. Three Little Kittens

## SONG LYRICS

**Song 1** Squirty, squirty, goes the soap, Rubby, scrubby, go your hands, Splish, splash, goes the water, Time to rinse the bubbles away!

**Song 2** Wash, wash, wash your hands, Wash the germs away, Scrub-a-dub, rub-a-dub, Scrub-a-dub, rub-a-dub, Bubbles everywhere.

## CARE & MAINTENANCE

1. Keep the unit clean by wiping it with a slightly damp cloth.
2. Keep the unit out of direct sunlight and away from any direct heat source.
3. Remove the batteries if the unit will not be in use for an extended period of time.
4. Do not drop the unit on hard surfaces and do not expose the unit to excess moisture.

## TROUBLESHOOTING

If for some reason the program/activity stops working or malfunctions, please follow these steps:

1. Please turn the unit Off.
2. Interrupt the power supply by removing the batteries.
3. Let the unit stand for a few minutes, then replace the batteries.
4. Turn the unit On. The unit should now be ready to play with again.
5. If the product still does not work, install a brand-new set of batteries. If the problem persists, please contact our Consumer Services Department and a service representative will be happy to help.

## CONSUMER SERVICES

Creating and developing VTech® products is accompanied by a responsibility that we at VTech® take very seriously. We make every effort to ensure the accuracy of the information, which forms the value of our products. However, errors sometimes can occur. It is important for you to know that we stand behind our products and encourage you to call our Consumer Services Department with any problems and/or suggestions that you might have. A service representative will be happy to help you.

### **UK Customers:**

Phone: 0330 678 0149 (from UK) or +44 330 678 0149 (outside UK)

Website: [www.vtech.co.uk/support](http://www.vtech.co.uk/support)

### **Australian Customers:**

Phone: 1800 862 155

Website: [support.vtech.com.au](http://support.vtech.com.au)

NZ Customers:

Phone: 0800 400 785

Website: [support.vtech.com.au](http://support.vtech.com.au)

## PRODUCT WARRANTY/ CONSUMER GUARANTEES

UK Customers: Read our complete warranty policy online at [vtech.co.uk/warranty](http://vtech.co.uk/warranty).

Australian Customers:

VTECH ELECTRONICS (AUSTRALIA) PTY LIMITED CONSUMER GUARANTEES

Under the Australian Consumer Law, a number of consumer guarantees apply to goods and services supplied by VTech Electronics (Australia)

Pty Limited. Please refer to [vtech.com.au/consumerguarantees](http://vtech.com.au/consumerguarantees) for further information.

Visit our website for more information about our products, downloads, resources, and more.



[www.vtech.co.uk](http://www.vtech.co.uk)


[www.vtech.com.au](http://www.vtech.com.au)

TM & © 2021 VTech Holdings Limited.

All rights reserved. IM-552000-002

Version:0

## Documents / Resources

	<p><a href="#">vtech Learning Lights Sudsy Soap</a> [pdf] Instruction Manual</p> <p>Learning Lights Sudsy Soap</p>
--	--

## References

- [Support : VTech Electronics](#)
- [Electronic Learning Toys | Best Learning Toys | VTech UK](#)
- [Electronic Learning Toys | Best Learning Toys | VTech UK](#)
- [Electronic Learning Toys | Best Learning Toys | VTech UK](#)
- [VTech Toys Australia - Electronic Learning Toys - Best Learning Toys - VTech Australia and New Zealand](#)