



VTech CS2000 DECT Cordless Phone with Caller ID Call Waiting User Guide

[Home](#) » [vtech](#) » VTech CS2000 DECT Cordless Phone with Caller ID Call Waiting User Guide 



DECT Cordless Phone with Caller ID Call Waiting



Quick start guide

CS2000/CS2001/CS2002/CS2003

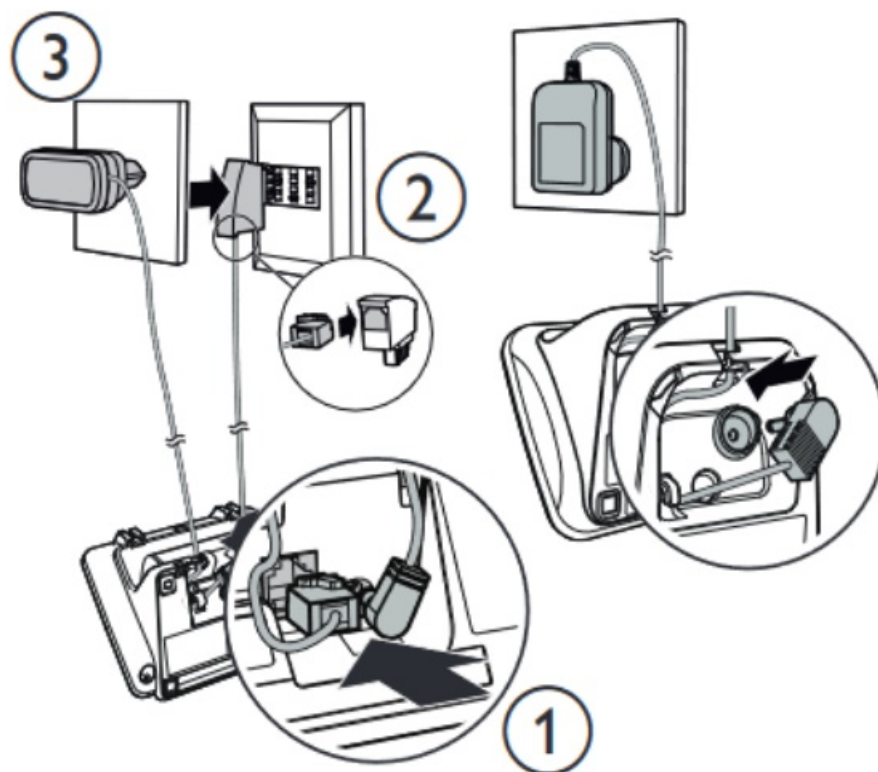
Scan the QR code or go to euphones.vtech.com/support for support information



Contents

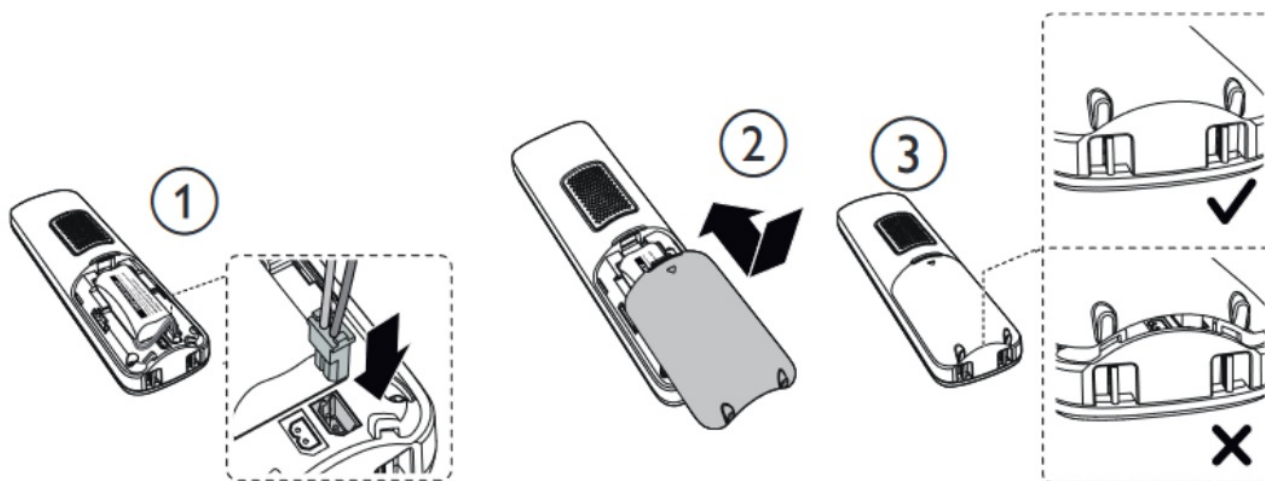
- 1 [Connect the base/charger](#)
- 2 [Install the battery](#)
- 3 [Important safety instructions](#)
- 4 [Approval and conformity](#)
- 5 [Product Warranty](#)
- 6 [Settings](#)
- 7 [Nuisance and Unwanted Call Blocker](#)
- 8 [Technical Specification](#)
- 9 [Documents / Resources](#)
 - 9.1 [References](#)

Connect the base/charger



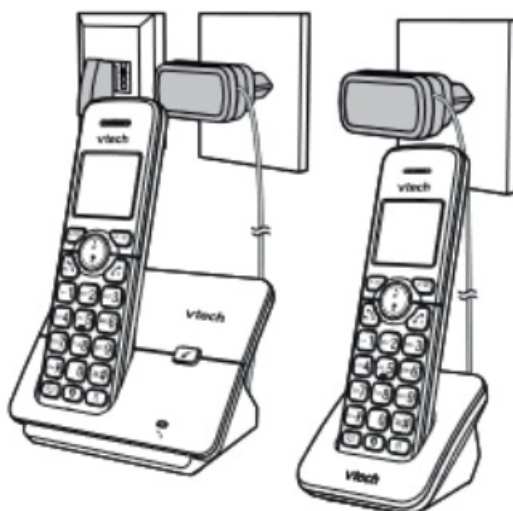
CS2001 1 charger
CS2002 2 chargers
CS2003 3 chargers

Install the battery



Charge the battery

Place the handset in the telephone base to charge.
Initial charging time: 16 hours



Important safety instructions



When using your telephone equipment, basic safety precautions should always be followed to reduce the risk of fire, electric shock and injury, including the following:

1. Read and understand all instructions.
2. Follow all warnings and instructions marked on the product.
3. Unplug this product from the wall outlet before cleaning. Do not use liquid or aerosol cleaners. Use a damp cloth for cleaning.
4. Do not use this product near water (for example, near a bath tub, kitchen sink, swimming pool).
5. Do not expose the telephone to direct sunlight or extreme cold environment. Do not put the telephone close to heating sources such as radiators, cookers, etc.
6. Do not overload wall outlets and extension cords as this can result in the risk of fire or electric shock.
7. Unplug this product from the wall outlet and refer servicing to VTech/distributor under the following conditions:
When the power supply cord or plug is damaged or frayed. If the product does not operate normally by

following the operating instructions.

If the product has been dropped and the cabinet has been damaged.

If the product exhibits a distinct change in performance.

8. Avoid using a telephone (other than a cordless type) during an electrical storm. There may be a remote risk of electric shock from lightning.
9. Do not use the telephone to report a gas leak in the vicinity of the leak.
10. Use only the supplied NiMH (Nickel Metal Hydride) batteries! The operation periods for the handsets are only applicable with the default battery capacities.
11. The use of other battery types or non-rechargeable batteries/primary cells can be dangerous. These may cause interference and/or unit damages. The manufacturer will not be held liable for damage arising from such non-compliance.
12. Do not use third party charging bays. The batteries may be damaged.
13. Please note the correct polarity while inserting the batteries.
14. Battery should not be exposed to excessive heat such as bright sunshine or fire and immersed in water.
15.   Use only adaptors and battery listed below; Use only the provided external power supply: VTech Telecommunications Limited. Model: VT05EEU06045 | VT05EUK06045. Jiangxi Jian Aohai Technology Co., Ltd. Model: A318-060045W-EU1 | A318060045W-UK1. Use only the supplied batteries: Yi Yang CORUN battery CO.LTD.
Model: Ni-MH AAA 400mAh 2.4VDC.



Disposal of Old Equipment and Batteries (WEEE) Only for European Union and countries with recycling systems



These symbols (a, b) on the products, packaging, and/or accompanying documents mean that used electrical and electronic products and batteries must not be mixed with general household waste. For proper treatment, recovery and recycling of old products and batteries, please take them to applicable collection points in accordance with your national legislation.

By disposing of them correctly, you will help to save valuable resources and prevent any potential negative effects on human health and the environment.

For more information about collection and recycling, please contact your local municipality. Penalties may be applicable for incorrect disposal of this waste, in accordance with national legislation.

Product disposal instructions for business users

If you wish to discard electrical and electronic equipment, please contact your dealer or supplier for further information.

Information on Disposal in other countries outside the European Union

These symbols (a, b) are only valid in the European Union. If you wish to discard these items, please contact your local authorities or dealer and ask for the correct method of disposal.

Note for the battery symbol

This symbol (b) might be used in combination with a chemical symbol. In this case it complies with the requirement set by the Directive for the chemical involved.

Recycle your device (WEEE directive 2012/19/EU)


The WEEE logo appears on the product to indicate that this product must not be disposed off or dumped with your other household wastes. You are liable to dispose of all your electronic or electrical waste equipment by relocating over to the specified collection point for recycling of such hazardous waste.

Approval and conformity

This product is intended for use within Europe and the UK. This equipment complies with the essential requirements to EU's Radio Equipment Directive (2014/53/EU) and the UK's Radio Regulations 2017 on radio systems and telecommunication equipment.

VTech Telecommunication Ltd. hereby declares that this telephone CS2000-2001-2002-2003 is in compliance with the essential requirements and other relevant provisions of EU's Radio Equipment Directive (2014/53/EU) and the UK's Radio Equipment Regulations 2017.

The declaration of conformity may be viewed at <https://www.vtech.com/rte-directive>.

The  symbol confirms the conformity of the telephone and the above directive.

Importer: Snom Technology GmbH.

Wittestraße 30G, 13509, Berlin, Germany.

Manufacturer: VTech Telecommunications Ltd.

23/F, Tai Ping Industrial Centre, Block 1, 57 Ting Kok Road, Tai Po, Hong Kong.

Product Warranty

Thank you for purchasing this cordless phone from VTech.

1. The product is covered by a two year warranty from the date of purchase (date from which the warranty period starts), against any defects in materials or workmanship
2. The product may be returned to the place of purchase.
3. During the limited warranty period, VTech's authorized service representative will examine the product and if it is found to be defective due to faulty materials or workman ship, will replace the product at their discretion
4. If the product covered by this warranty is damaged due to misuse, modification or unauthorized repair, or because of faulty batteries, battery discharge or incorrect electrical connections, then this warranty becomes void.
5. This warranty is personal to the original purchaser and is not transferable.
6. Breakages to the LCD screen are not covered by the warranty.

Please retain your original sales receipt as proof of purchase.

To obtain warranty service, please visit our website at <https://euphones.vtech.com>.

Settings

SET LANGUAGE

⇨/OK → ▲/▼ → **HS SETTINGS** → ⇨/OK →
▲/▼ → **LANGUAGE** → ⇨/OK → ▲/▼ →
ENGLISH → ⇨/OK

SET DATE OR TIME FORMAT

⇨/OK → ▲/▼ → **HS SETTINGS** → ⇨/OK →
▲/▼ → **DATE & TIME** → ⇨/OK → ▲/▼ →
DATE FORMAT → ⇨/OK → ▲/▼ → **DD-MM-YY / MM-DD-YY** → ⇨/OK → ▲/▼ → **TIME FORMAT** → ⇨/OK → ▲/▼ → **12 HR / 24 HR** → ⇨/OK

SET DATE & TIME

⇨/OK → ▲/▼ → **HS SETTINGS** → ⇨/OK →
▲/▼ → **DATE & TIME** → ⇨/OK → ▲/▼ →
SET DATE → ⇨/OK → Enter the date → ⇨/OK
→ ▲/▼ → **SET TIME** → Enter the time → ⇨/OK

RINGER - EXTERNAL/INTERNAL CALLS

⇨/OK → ▲/▼ → **HS SETTINGS** → ⇨/OK →
▲/▼ → **RING SETUP** → ⇨/OK → ▲/▼ →
EXT, RING/ INT, RING → ⇨/OK → ▲/▼ to
select melody → ⇨/OK

RINGER - VOLUME

⇨/OK → ▲/▼ → **HS SETTINGS** → ⇨/OK → ▲/▼ → **RING SETUP** → ⇨/OK → ▲/▼ → **RING VOLUME** → ⇨/OK → ▲/▼ to select volume → ⇨/OK

TONE - SET TONES ON/OFF

⇨/OK → ▲/▼ → **HS SETTINGS** → ⇨/OK → ▲/▼ → **TONE SETUP** → ⇨/OK → ▲/▼ → **KEY TONE/ BATTERY TONE/ OUT OF RANGE** → ⇨/OK → ▲/▼ → **ON/OFF** → ⇨/OK

ALARM - SET ALARM TIME AND ACTIVATION

⇨/OK → ▲/▼ → **HS SETTINGS** → ⇨/OK → ▲/▼ → **ALARM** → ⇨/OK → ▲/▼ → **ON** → ⇨/OK → Enter alarm time in 24 hr format → ⇨/OK → Display **SNOOZE** → ⇨/OK → ▲/▼ → **ON/OFF** → ⇨/OK

SET THE AUTO ANSWER

⇨/OK → ▲/▼ → **HS SETTINGS** → ⇨/OK → ▲/▼ → **AUTO ANSWER** → ⇨/OK → ▲/▼ → **ON/OFF** → ⇨/OK

Phonebook

STORE A NUMBER ENTRY

⇨/OK → ▲/▼ → **PHONEBOOK** → ⇨/OK → **ALL CONTACTS** → ⇨/OK → ⇨/OK → **ADD** → ⇨/OK → **NAME** → ⇨/OK → enter name → ⇨/OK → **NUMBER** → ⇨/OK → enter phone number → ⇨/OK → **MELODY 1** → ▲/▼ to select melody → ⇨/OK

Call list



Redial list



Phonebook



Call Blocker



Nuisance and Unwanted Call Blocker


ADD A NUMBER TO BLACK LIST

⇨/OK → ▲/▼ → **CALL BLOCKER** → ⇨/OK
→ **BLACK LIST** → ⇨/OK → ⇨/OK → **ADD** →
⇨/OK → **NAME** → ⇨/OK → enter name →
⇨/OK → **NUMBER** → ⇨/OK → enter phone
number → ⇨/OK

BLOCK UNKNOWN CALLS

⇨/OK → ▲/▼ → **CALL BLOCKER** → ⇨/OK →
▲/▼ → **SETTINGS** → ⇨/OK → ▲/▼ → **CALL**
TYPE → ⇨/OK → ▲/▼ → **UNAVAILABLE** →
⇨/OK → **ON/OFF** → ⇨/OK

Technical Specification


Frequency control	Crystal controlled PLL synthesizer
Transmit frequency	1.88 GHz to 1.9GHz
RF power	<250mW
Channels	10
Nominal effective range	Actual operating range may vary according to environment conditions at the time of use.
 Power requirement	Handset Base VTPL: VT05EEU06045 AOHAI: A318-060045W-EU1 Input 100-240V AC 50/60Hz 0.15A, Output 6VDC 0.45A 2.7W (EU plug). VTPL: VT05EUK06045 AOHAI : A318-060045W-UK1 Input 100-240V AC 50/60Hz 0.15A, Output 6VDC 0.45A 2.7W (UK plug).
Power consumption	Operating condition Off mode Network standby mode

vtech®



VTech Telecommunications, Ltd.

Documents / Resources

	<p>VTech CS2000 DECT Cordless Phone with Caller ID Call Waiting [pdf] User Guide CS2000 DECT Cordless Phone with Caller ID Call Waiting, CS2000, DECT Cordless Phone with Caller ID Call Waiting, Phone with Caller ID Call Waiting, ID Call Waiting, Call Waiting</p>
---	---

References

- [V Product Support | Official VTech](#)
- [V Product Support | Official VTech](#)
- [V \[euphones.vtech.com/support\]\(https://euphones.vtech.com/support\)](#)
- [V Product Support | Official VTech](#)
- [V Product Support & R&TTE Compliance | VTech](#)