



Vtech 80-572235 Shell Full Learning Snail Instruction Manual

[Home](#) » [vtech](#) » Vtech 80-572235 Shell Full Learning Snail Instruction Manual 

Vtech 80-572235 Shell Full Learning Snail Instruction Manual



Shell-full Learning Snail™

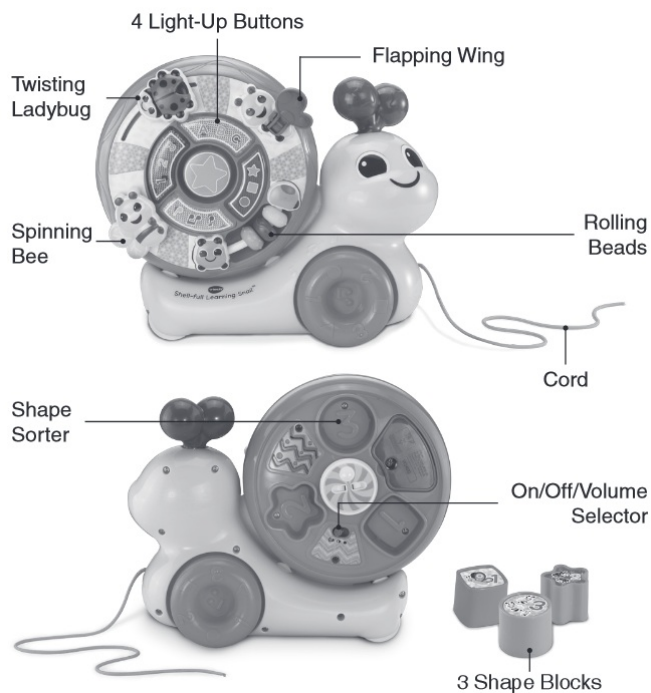


Contents

- 1 INTRODUCTION
- 2 INCLUDED IN THE PACKAGE
- 3 GETTING STARTED
- 4 PRODUCT FEATURES
- 5 ACTIVITIES
- 6 MELODIES
- 7 SONG LYRICS
- 8 CARE & MAINTENANCE
- 9 TROUBLESHOOTING
- 10 Documents / Resources
 - 10.1 References

INTRODUCTION

Thank you for purchasing the **Shell-full Learning Snail™**. Spin, sing and sort with the **Shell-full Learning Snail™**! Pull the Snail along to watch it spin with excitement and delight, then play with activities on both sides. One side offers lights, sounds and bug buddies, while the other side has slots for shape sorting.



INCLUDED IN THE PACKAGE

- **Shell-full Learning Snail™**
- Quick Start Guide
- 3 Shape Blocks



1 Snail



3 Shape Blocks

WARNING

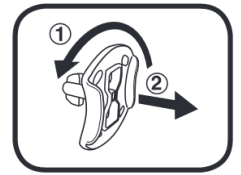
All packing materials such as tape, plastic sheets, packaging locks, removable tags, cable ties, cords and packaging screws are not part of this toy, and should be discarded for your child's safety.

NOTE

Please save this Instruction Manual as it contains important information.

Unlock the Packaging Locks


1. Turn the packaging locks counterclockwise several times.
2. Pull out and discard the packaging locks.



GETTING STARTED

Battery Removal and Installation

1. Make sure the unit is turned **Off**.
2. Find the battery cover located on the bottom of the unit, use a screwdriver to loosen the screw and then open the battery cover.
3. Remove old batteries by pulling up on one end of each battery.
4. Install 2 new AAA (AM-4/LR03) batteries following the diagram inside the battery box. (For best performance, alkaline batteries or fully charged Ni-MH rechargeable batteries are recommended.)
5. Replace the battery cover and tighten the screw to secure.



WARNING:

Adult assembly required for battery installation.
Keep batteries out of reach of children.

IMPORTANT: BATTERY INFORMATION

- Insert batteries with the correct polarity (+ and -).
- Do not mix old and new batteries.
- Do not mix alkaline, standard (carbon-zinc) or rechargeable batteries.
- Only batteries of the same or equivalent type as recommended are to be used.
- Do not short-circuit the supply terminals.
- Remove batteries during long periods of non-use.
- Remove exhausted batteries from the toy.
- Dispose of batteries safely. Do not dispose of batteries in fire.

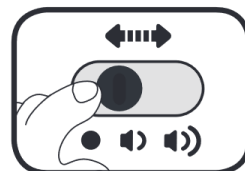
RECHARGEABLE BATTERIES:

- Remove rechargeable batteries (if removable) from toy before charging.
- Rechargeable batteries are only to be charged under adult supervision.
- Do not charge non-rechargeable batteries.

PRODUCT FEATURES

1. On/Off Switch

To turn the unit **On**, slide the **On/Off/ Volume Selector** to the **Low** or **High** position. You will hear a song, phrases and sounds. To turn the unit **Off**, slide the **On/Off/Volume Selector** to the **Off** position.



2. Automatic Shut-Off

To preserve battery life, the **Shell-full Learning Snail™** will automatically shut **Off** after approximately 45 seconds without input. The unit can be turned **On** again by pressing the light-up buttons.

NOTE

If the unit powers down or if the light fades out during play, please install a new set of batteries.

ACTIVITIES

1. 4 Light-Up Learning Buttons

Press the 4 **Light-Up Buttons** to hear songs, melodies, phrases and sounds, and to explore letters, colors, shapes and numbers. The lights will flash with the sound.




2. Spinning Shell and Swinging Antenna

Pull the snail to see the shell spin, the antennae swing and to hear sound effects. The lights will flash with the sound.



3. 3 Shape Blocks

Match the shapes by placing the Shape Blocks in their slots.



4. 4 Fidget Friends

Twisting Ladybug , **Flapping Butterfly Wing**, **Spinning Bee** and slide the beads on caterpillar for manipulative play.



MELODIES

1. Glow Worm
2. Flight of the Bumblebee
3. Bicycle Built for Two
4. Here We Go Looby Loo
5. One, Two, Buckle My Shoe
6. Skip to My Lou
7. Teddy Bears' Picnic
8. The Wheels on the Bus
9. Yankee Doodle
10. March of the Toys

SONG LYRICS

Song 1

I'm a happy snail, with a big shell.
Come on, and spin with me.
Together we'll go, on a learning journey!

Song 2

A B C D E F G,
Come along and sing with me!

Song 3

My big shell spins and spins,
Round and round, round and round.
Numbers, letters and much more,
Let's discover!

CARE & MAINTENANCE

1. Keep the unit clean by wiping it with a slightly damp cloth.
2. Keep the unit out of direct sunlight and away from any direct heat sources.
3. Remove the batteries if the unit will not be in use for an extended period of time.
4. Do not drop the unit on hard surfaces and do not expose the unit to moisture or water.

TROUBLESHOOTING

If for some reason the unit stops working or malfunctions, please follow these steps:

1. Please turn the unit **Off**.
2. Interrupt the power supply by removing the batteries.
3. Let the unit stand for a few minutes, then replace the batteries.
4. Turn the unit **On**. The unit should now be ready to play again.
5. If the unit still does not work, replace with a new set of batteries.

IMPORTANT NOTE

If the problem persists, please call our **Consumer Services Department** at **1-800-521-2010** in the U.S., **1-877-352-8697** in Canada, or visit our website vtechkids.com and fill out our **Contact Us** form located under the **Customer Support** link. Creating and developing VTech products is accompanied by a responsibility that we take very seriously. We make every effort to ensure the accuracy of the information, which forms the value of our products. However, errors sometimes can occur. It is important for you to know that we stand behind our products and encourage you to contact us with any problems and/or suggestions you might have. A service representative will be happy to help you.

NOTE

This equipment has been tested and found to comply with the limits for a Class B digital device, pursuant to Part 15 of the FCC Rules. These limits are designed to provide reasonable protection against harmful interference in a residential installation. This equipment generates, uses and can radiate radio frequency energy and, if not installed and used in accordance with the instructions, may cause harmful interference to radio communications. However, there is no guarantee that interference will not occur in a particular installation. If this equipment does cause harmful interference to radio or television reception, which can be determined by turning the equipment off and on, the user is encouraged to try to correct the interference by one or more of the following measures:

- Reorient or relocate the receiving antenna.
- Increase the separation between the equipment and receiver.
- Connect the equipment into an outlet on a circuit different from that to which the receiver is connected.
- Consult the dealer or an experienced radio/TV technician for help.

CAUTION

Changes or modifications not expressly approved by the party responsible for compliance could void the user's authority to operate the equipment.

Supplier's Declaration of Conformity

47 CFR § 2.1077 Compliance Information

Trade Name: VTech®

Model: 5722

Product name: Shell-full Learning Snail TM

Responsible Party: VTech Electronics North America, L.L.C.

Address: 1156 W. Shure Drive, Suite 200 Arlington Heights, IL 60004

Website: vtechkids.com

THIS DEVICE COMPLIES WITH PART 15 OF THE FCC RULES. OPERATION IS SUBJECT TO THE FOLLOWING TWO CONDITIONS: (1) THIS DEVICE MAY NOT CAUSE HARMFUL INTERFERENCE, AND (2) THIS DEVICE MUST ACCEPT ANY INTERFERENCE RECEIVED, INCLUDING INTERFERENCE THAT MAY CAUSE UNDESIRED OPERATION. CAN ICES-003(B)/NMB-003(B)

Visit our website for more information about our products, downloads, resources and more.

vtechkids.com


vtechkids.ca

Read our complete warranty policy online at
vtechkids.com/warranty
vtechkids.ca/warranty



TM & © 2024 VTech Holdings Limited.
All rights reserved.
IM-572235-000
Version:0

Documents / Resources

 The image shows the front cover of the instruction manual for the Vtech 80-572235 Shell Full Learning Snail. It features the Vtech logo at the top, the product name "Shell-Full Learning Snail™" below it, and a photograph of the toy snail which is white with a large, colorful, circular shell and a small antenna.	<p>Vtech 80-572235 Shell Full Learning Snail [pdf] Instruction Manual 80-572235 Shell Full Learning Snail, 80-572235, Shell Full Learning Snail, Full Learning Snail, Learning Snail, Snail</p>
---	---

References

- [✔ Best Kids Tech Toys | Electronic Learning Toys | VTech America](#)
- [✔ Best Kids Tech Toys | Electronic Learning Toys | VTech America](#)
- [User Manual](#)

Manuals+, Privacy Policy

This website is an independent publication and is neither affiliated with nor endorsed by any of the trademark owners. The "Bluetooth®" word mark and logos are registered trademarks owned by Bluetooth SIG, Inc. The "Wi-Fi®" word mark and logos are registered trademarks owned by the Wi-Fi Alliance. Any use of these marks on this website does not imply any affiliation with or endorsement.