



vtech 80-554000 Mickey Mouse Funhouse Explore and Learn Book Instruction Manual

[Home](#) » [vtech](#) » vtech 80-554000 Mickey Mouse Funhouse Explore and Learn Book Instruction Manual 

vtech 80-554000 Mickey Mouse Funhouse Explore and Learn Book Instruction Manual




Contents

- 1 INTRODUCTION
- 2 INCLUDED IN THE PACKAGE
- 3 INSTRUCTIONS
 - 3.1 Battery Removal and Installation
- 4 PRODUCT FEATURES
- 5 ACTIVITIES
- 6 CARE & MAINTENANCE
- 7 TROUBLESHOOTING
- 8 FCC STATEMENT
- 9 CONSUMER SERVICES
- 10 PRODUCT WARRANTY/ CONSUMER GUARANTEES
- 11 Documents / Resources
 - 11.1 References
- 12 Related Posts

INTRODUCTION

Thank you for purchasing the Disney Mickey Mouse Funhouse Explore & Learn Book! This book has 14 interactive pages and four learning modes. Your child can learn the names of objects, listen to music and be a part of the stories by exploring each page with Mickey Mouse and his friends.



1. Light-Up Buttons
2. Book Pages
3. Story Mode Button
4. Explore Mode Button
5. Music Mode Button
6. Searching Mode Button
7. Mickey Mouse Button
8. Volume Button
9. On/Off Button
10. Minnie Mouse Button
11. Donald Duck Button
12. Goofy Button

INCLUDED IN THE PACKAGE

- Disney Mickey Mouse Funhouse Explore & Learn Book
- Quick Start Guide

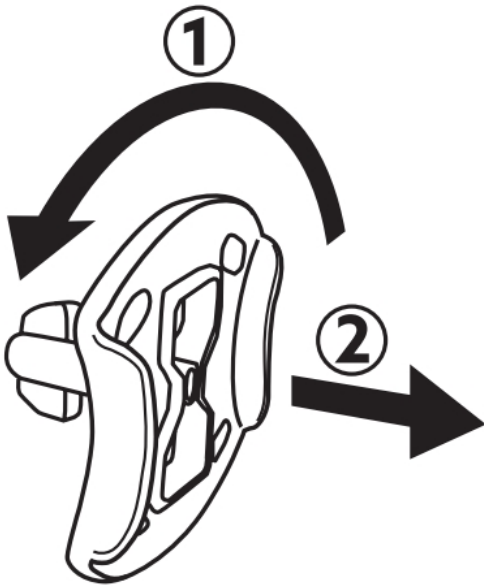
WARNING

All packing materials such as tape, plastic sheets, packaging locks, removable tags, cable ties, cords and packaging screws are not part of this toy, and should be discarded for your child's safety.

NOTE

Please save this Instruction Manual as it contains important information.

Unlock the Packaging Locks




1. Rotate the packaging locks 90 degrees counterclockwise.
2. Pull out the packaging locks and discard.

INSTRUCTIONS

Battery Removal and Installation

1. Make sure the unit is turned Off.
2. Find the battery cover located on the back of the unit, use a screwdriver to loosen the screw, and then open the battery cover.
3. Remove old batteries by pulling up on one end of each battery.
4. Install 3 new AA (LR6/AM-3) batteries following the diagram inside the battery box. (For best performance, alkaline batteries or fully charged Ni-MH rechargeable batteries are recommended.)
5. Replace the battery cover and tighten the screw to secure.



WARNING:

Adult assembly required for battery installation. Keep batteries out of reach of children.

IMPORTANT: BATTERY INFORMATION


- Insert batteries with the correct polarity (+ and -).
- Do not mix old and new batteries.
- Do not mix alkaline, standard (carbon-zinc) or rechargeable batteries.
- Only batteries of the same or equivalent type as recommended are to be used.
- Do not short-circuit the supply terminals.
- Remove batteries during long periods of non-use.
- Remove exhausted batteries from the toy.
- Dispose of batteries safely. Do not dispose of batteries in fire.


RECHARGEABLE BATTERIES

- Remove rechargeable batteries (if removable) from the toy before charging.
- Rechargeable batteries are only to be charged under adult supervision.
- Do not charge non-rechargeable batteries.

PRODUCT FEATURES

1. On/Off Button

Press the On/Off Button  to turn the unit On. To turn the unit Off, press the On/Off Button again.



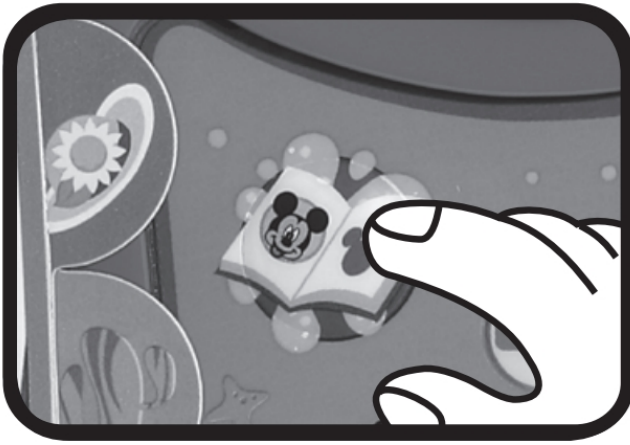
2. Volume Button

Press Volume Button  to adjust volume level.



3. Story Mode Button

Press the Story Mode Button to listen to Mickey Mouse tell you stories about the funhouse.




4. **Explore Mode Button**

Press the Explore Mode Button to explore the names of objects at locations in the stories.




5. **Music Mode Button**

Press the Music Mode Button to listen to music with Mickey Mouse.




6. **Searching Mode Button**

Press the Searching Mode Button to play a finding game with Mickey Mouse.



7. Character Buttons

Press the Mickey Mouse, Minnie Mouse, Donald Duck and Goofy Buttons to hear Mickey Mouse talk about himself and his friends.




8. Light-Up Buttons

Press the Light-Up Buttons to answer questions, add sounds and hear Mickey Mouse read the stories. The lights flash with the sounds and music.



9. Book Pages

Turn to any page to hear and play different stories, melodies and games.



10. Automatic Shut-Off

To preserve battery life, the unit will automatically power off after several seconds without input. The unit can be turned on again by pressing the On/Off Button.

Note: The unit will also automatically turn off when the batteries are very low. If the unit powers down while playing, we suggest changing the batteries.

ACTIVITIES

1. Story Mode



Join Mickey Mouse and his friends' magical adventure in the funhouse. Open the book and press the Light-Up Buttons to listen to Mickey Mouse read each page of the illustrated book.

2. Explore Mode



Let's learn and explore vocabulary. Open the book and press the Light-Up Buttons to learn about the names of objects at locations in the stories.

3. Music Mode



Listen to music and sound effects. Turn to any page and press the Light-Up Buttons to hear melodies and get creative by adding sound effects to the melodies.

4. Searching Mode



Let's help Mickey Mouse put the words he's looking for on each page in the correct order. Open the book and press the Light-Up Buttons to arrange the words in the correct order.

CARE & MAINTENANCE

1. Keep the unit clean by wiping it with a slightly damp cloth.
2. Keep the unit out of direct sunlight and away from any direct heat sources.
3. Remove the batteries if the unit will not be in use for an extended period of time.
4. Do not drop the unit on hard surfaces and do not expose the unit to moisture or water.

TROUBLESHOOTING

If for some reason the unit stops working or malfunctions, please follow these steps:

1. Turn the unit OFF.
2. Interrupt the power supply by removing the batteries.
3. Let the unit stand for a few minutes, then replace the batteries.
4. Turn the unit ON. The unit should now be ready to play again.
5. If the product still does not work, replace with a new set of batteries.

IMPORTANT NOTE

If the problem persists, please call our Consumer Services Department at 1-800-521-2010 in the U.S., 1-877-352-8697 in Canada, or visit our website vtechkids.com and fill out our Contact Us form located under the Customer Support link. Creating and developing VTech products is accompanied by a responsibility that we take very seriously. We make every effort to ensure the accuracy of the information, which forms the value of our products. However, errors sometimes can occur. It is important for you to know that we stand behind our products and encourage you to contact us with any problems and/or suggestions you might have. A service representative will be happy to help you.

FCC STATEMENT

NOTE

This equipment has been tested and found to comply with the limits for a Class B digital device, pursuant to Part 15 of the FCC Rules. These limits are designed to provide reasonable protection against harmful interference in a residential installation. This equipment generates, uses and can radiate radio frequency energy and, if not installed and used in accordance with the instructions, may cause harmful interference to radio communications. However, there is no guarantee that interference will not occur in a particular installation. If this equipment does cause harmful interference to radio or television reception, which can be determined by turning the equipment off and on, the user is encouraged to try to correct the interference by one or more of the following measures:

- Reorient or relocate the receiving antenna.
- Increase the separation between the equipment and receiver.
- Connect the equipment into an outlet on a circuit different from that to which the receiver is connected.
- Consult the dealer or an experienced radio/TV technician for help.

CAUTION

Changes or modifications not expressly approved by the party responsible for compliance could void the user's authority to operate the equipment.

Supplier's Declaration of Conformity 47 CFR § 2.1077 Compliance Information

Trade Name: VTech®

Model: 5540

Product Name: Disney Mickey Mouse Funhouse Explore & Learn Book

Responsible Party: VTech Electronics North America, L.L.C.

Address: 1156 W. Shure Drive, Suite 200

Arlington Heights, IL 60004

Website: vtechkids.com

THIS DEVICE COMPLIES WITH PART 15 OF THE FCC RULES. OPERATION IS SUBJECT TO THE FOLLOWING TWO CONDITIONS: (1) THIS DEVICE MAY NOT CAUSE HARMFUL INTERFERENCE, AND (2) THIS DEVICE MUST ACCEPT ANY INTERFERENCE RECEIVED, INCLUDING INTERFERENCE THAT MAY CAUSE UNDESIRE OPERATION.

CONSUMER SERVICES

Creating and developing VTech® products is accompanied by a responsibility that we at VTech® take very seriously. We make every effort to ensure the accuracy of the information, which forms the value of our products. However, errors sometimes can occur. It is important for you to know that we stand behind our products and encourage you to call our Consumer Services Department with any problems and/or suggestions that you might have. A service representative will be happy to help you.

Australian Customers:

Phone: 1800 862 155

Website: support.vtech.com.au

NZ Customers:

Phone: 0800 400 785

Website: support.vtech.com.au

PRODUCT WARRANTY/ CONSUMER GUARANTEES

Australian Customers:

VTECH ELECTRONICS (AUSTRALIA) PTY LIMITED – CONSUMER GUARANTEES

Under the Australian Consumer Law, a number of consumer guarantees apply to goods and services supplied by VTech Electronics (Australia) Pty Limited. Please refer to vtech.com.au/consumerguarantees for further information.

Visit our website for more information about our products, downloads, resources and more.

vtechkids.com

vtechkids.ca

Read our complete warranty policy online at vtechkids.com/warranty


TM & © 2022 VTech Holdings Limited.

All rights reserved.

IM-554000-000

Version:2



	<p>vtech 80-554000 Mickey Mouse Funhouse Explore and Learn Book [pdf] Instruction Manual 80-554000, Mickey Mouse Funhouse Explore and Learn Book, 80-554000 Mickey Mouse Funhouse Explore and Learn Book, Mouse Funhouse Explore and Learn Book, Funhouse Explore and Learn Book, Explore and Learn Book, Learn Book, Book</p>
---	--

References

- [Support : VTech Electronics](#)
- [VTech Toys Australia - Electronic Learning Toys - Best Learning Toys - VTech Australia and New Zealand](#)
- [VTech Canada | Official Electronic Learning Toys & Games for Kids](#)
- [VTech Canada | Official Electronic Learning Toys & Games for Kids](#)
- [Best Kids Tech Toys | Electronic Learning Toys | VTech America](#)
- [Best Kids Tech Toys | Electronic Learning Toys | VTech America](#)